



MANION'S PRODUCT CATALOG

WWW.MANIONSWHOLESALE.COM



2024






Parent	Collection	Page
Ag, Commercial, & Metal Siding	Glasliner Foundation Liner & Moldings	<u>3</u>
Ag, Commercial, & Metal Siding	Glasteel Liner Panels	<u>4</u>
Ag, Commercial, & Metal Siding	Glasteel Moldings & Rivets	<u>5</u>
Ag, Commercial, & Metal Siding	Metal Sales Steel Roofing & Siding	<u>562</u>
Ag, Commercial, & Metal Siding	Nudo Liner Panels	<u>8</u>
Ag, Commercial, & Metal Siding	Nudo Moldings	<u>9</u>
Ag, Commercial, & Metal Siding	Plyco Products	<u>563</u>
Ag, Commercial, & Metal Siding	Ply-Foil	<u>10</u>
Ag, Commercial, & Metal Siding	Tufftex Vinyl Building Panels	<u>11</u>
Ag, Commercial, & Metal Siding	Utilite Vinyl Panels	<u>568</u>
Caulks & Adhesives	LP Adhesive & Cleaner	<u>13</u>
Caulks & Adhesives	Sashco Caulk	<u>15</u>
Caulks & Adhesives	Titebond Adhesives	<u>16</u>
Caulks & Adhesives	Titebond Weathermaster Sealant	<u>19</u>
Ceiling Tile & Grid	Ceiling Tiles	<u>26</u>
Ceiling Tile & Grid	Grid & Accessories	<u>28</u>
Concrete Products, Sand, Brick, & Stone Siding	Boulder Creek Stone Siding & Accessories	<u>29</u>
Concrete Products, Sand, Brick, & Stone Siding	Calcium Chloride	<u>35</u>
Concrete Products, Sand, Brick, & Stone Siding	Concrete Forms & Footing Pads	<u>36</u>
Concrete Products, Sand, Brick, & Stone Siding	Grid Marker	<u>38</u>
Concrete Products, Sand, Brick, & Stone Siding	Johns Manville GoBoard	<u>39</u>
Concrete Products, Sand, Brick, & Stone Siding	Nova Brik Brick Siding	<u>40</u>
Concrete Products, Sand, Brick, & Stone Siding	Portland Cement	<u>44</u>
Concrete Products, Sand, Brick, & Stone Siding	Prinsco Corrugated Tubing & Accessories	<u>45</u>
Concrete Products, Sand, Brick, & Stone Siding	Rebar & Concrete Wire Products	<u>47</u>
Concrete Products, Sand, Brick, & Stone Siding	Red Flint	<u>49</u>
Concrete Products, Sand, Brick, & Stone Siding	Salt - Ice Melt	<u>50</u>
Concrete Products, Sand, Brick, & Stone Siding	Sand	<u>51</u>
Concrete Products, Sand, Brick, & Stone Siding	Spec Mix	<u>52</u>
Concrete Products, Sand, Brick, & Stone Siding	Twin City Concrete Products	<u>53</u>
Decking & Railing	Armadillo Evolution Decking & Accessories	<u>55</u>
Decking & Railing	Decking Accessories & Treated Wood Products	<u>59</u>
Decking & Railing	Endurance Railing System	<u>61</u>
Decking & Railing	RDI - Avalon Aluminum Railing System	<u>63</u>
Decking & Railing	RDI - Elevation Cable Railing System	<u>73</u>
Decking & Railing	Vinyl Lattice & Mouldings	<u>70</u>
Exterior Doors, Windows, & Openers	Garage Doors	<u>74</u>
Exterior Doors, Windows, & Openers	Gentek Vinyl Windows & Patio Doors	<u>78</u>
Exterior Doors, Windows, & Openers	Larson Storm Doors	<u>80</u>
Exterior Doors, Windows, & Openers	Manion's Entry Door Systems	<u>84</u>
Exterior Doors, Windows, & Openers	Northview Windows & Barn Sashes	<u>92</u>
Exterior Doors, Windows, & Openers	Phifer Screening	<u>98</u>
Exterior Doors, Windows, & Openers	Screeze System & Accessories	<u>100</u>
Exterior Doors, Windows, & Openers	Sun Tek Skylight	<u>103</u>
Exterior Doors, Windows, & Openers	Window Wraps	<u>104</u>
Gypsum Products & Steel Studs	Accessories Beads & Trim	<u>105</u>
Gypsum Products & Steel Studs	Accessories Paper Faced Beads & Trim	<u>106</u>
Gypsum Products & Steel Studs	Ceiling & Wall Texture	<u>107</u>
Gypsum Products & Steel Studs	Certainteed Gypsum Wallboard	<u>109</u>













Parent	Collection	Page
Gypsum Products & Steel Studs	Durock	<u>112</u>
Gypsum Products & Steel Studs	Steel Studs & Screws	<u>115</u>
Gypsum Products & Steel Studs	Studs	<u>116</u>
Gypsum Products & Steel Studs	Tech Mix Tile Mortar (Thin Set)	<u>123</u>
Gypsum Products & Steel Studs	U.S.G. Sheetrock Wallboard	<u>124</u>
Insulation Products	ADO Foam Sealant Solutions	<u>129</u>
Insulation Products	A-One Concrete Form Blocks	<u>126</u>
Insulation Products	Attic Access Door	<u>130</u>
Insulation Products	Cellulose Blowing Insulation - Greenfiber	<u>131</u>
Insulation Products	FanFold	<u>132</u>
Insulation Products	Foam Sill Plate Gasket	<u>133</u>
Insulation Products	Housewrap	<u>134</u>
Insulation Products	Johns Manville Insulation	<u>135</u>
Insulation Products	Kingspan Insulation	<u>139</u>
Insulation Products	Owens Corning Insulation	<u>140</u>
Insulation Products	Speciality Batts Insulation	<u>144</u>
Insulation Products	Styrotech Insulation Beadboard	<u>145</u>
Metal Products & Window Wells	Appleton Supply	<u>146</u>
Metal Products & Window Wells	Area Walls & Ladders	<u>153</u>
Metal Products & Window Wells	Deck Flashing - Vinyl-Plastic	<u>155</u>
Metal Products & Window Wells	Jack Posts & Columns	<u>156</u>
Metal Products & Window Wells	Lumber Connectors	<u>158</u>
Metal Products & Window Wells	Truss Stabilizers	<u>170</u>
Metal Products & Window Wells	U-Boot	<u>171</u>
Metal Products & Window Wells	Wellcraft Window Well & Cover	<u>172</u>
Metal Products & Window Wells	Window Well Covers	<u>173</u>
Millwork, Cabinets, Interior Doors, & Stair Parts	Certainteed PVC Millwork & Accessories	<u>174</u>
Millwork, Cabinets, Interior Doors, & Stair Parts	Kitchen Kompact Cabinets	<u>177</u>
Millwork, Cabinets, Interior Doors, & Stair Parts	Millwork	<u>194</u>
Millwork, Cabinets, Interior Doors, & Stair Parts	Pocket Door Frames & Hardware	<u>195</u>
Nails, Fasteners, & Power Tools	Anchor Bolts	<u>197</u>
Nails, Fasteners, & Power Tools	B & C Eagle Collated Flooring Cleats	<u>198</u>
Nails, Fasteners, & Power Tools	B & C Eagle Collated Nails	<u>199</u>
Nails, Fasteners, & Power Tools	B & C Eagle Collated Roofing Nails	<u>211</u>
Nails, Fasteners, & Power Tools	B & C Eagle Collated Screws	<u>212</u>
Nails, Fasteners, & Power Tools	B & C Eagle Collated Staples	<u>213</u>
Nails, Fasteners, & Power Tools	Bostitch Brads	<u>217</u>
Nails, Fasteners, & Power Tools	Bostitch Nails	<u>218</u>
Nails, Fasteners, & Power Tools	Bostitch Staples	<u>219</u>
Nails, Fasteners, & Power Tools	Bostitch Tools	<u>220</u>
Nails, Fasteners, & Power Tools	Camo Deck Tool & Fasteners	<u>221</u>
Nails, Fasteners, & Power Tools	Construction Tools & Accessories	<u>222</u>
Nails, Fasteners, & Power Tools	Deck Screws	<u>224</u>
Nails, Fasteners, & Power Tools	GRK Screws & Bits	<u>225</u>
Nails, Fasteners, & Power Tools	ITW Screws	<u>239</u>
Nails, Fasteners, & Power Tools	Maze Nails	<u>243</u>
Nails, Fasteners, & Power Tools	Nail Bags	<u>246</u>
Nails, Fasteners, & Power Tools	Nails	<u>247</u>
Nails, Fasteners, & Power Tools	Sheetrock Screws	<u>256</u>
Nails, Fasteners, & Power Tools	Staplers & Staples	<u>258</u>
Nails, Fasteners, & Power Tools	Starborn Deckfast Deck & Fascia Screws	<u>259</u>
Nails, Fasteners, & Power Tools	Tool Repair Parts	<u>261</u>
Nails, Fasteners, & Power Tools	Wood Pro Screws	<u>262</u>
Paneling	Hardboard Paneling	<u>268</u>













Parent	Collection	Page
Paneling	Murphy Plywood Paneling	269
Roofing, Rubber Roofing, & Coatings	Appleton Rooftop Safety Kit	270
Roofing, Rubber Roofing, & Coatings	CertainTeed Roofing	271
Roofing, Rubber Roofing, & Coatings	Felt & Underlayments	279
Roofing, Rubber Roofing, & Coatings	GAF Roofing	280
Roofing, Rubber Roofing, & Coatings	Malarkey Roofing	284
Roofing, Rubber Roofing, & Coatings	MFM Shingle Starter	288
Roofing, Rubber Roofing, & Coatings	Rolled Roofing	289
Roofing, Rubber Roofing, & Coatings	Roof Coatings	290
Roofing, Rubber Roofing, & Coatings	Rubberall Roofing	291
Roofing, Rubber Roofing, & Coatings	Tamko Roofing	296
Roofing, Rubber Roofing, & Coatings	Underlayment	299
Siding, Accessories, & Siding Tools	Certainteed Vinyl Siding	300
Siding, Accessories, & Siding Tools	Certainteed Vinyl Siding Accessories	317
Siding, Accessories, & Siding Tools	DuraKwik Stone Siding	343
Siding, Accessories, & Siding Tools	Gentek Vinyl Siding	345
Siding, Accessories, & Siding Tools	LP Smartside	357
Siding, Accessories, & Siding Tools	Malco Tools	373
Siding, Accessories, & Siding Tools	Mid-America Blocks & Vents	374
Siding, Accessories, & Siding Tools	Mid-America Gable Vents	401
Siding, Accessories, & Siding Tools	Mid-America Shutters Cathedral Open Louver	404
Siding, Accessories, & Siding Tools	Quality Edge TruCedar Steel Siding & Accessories	409
Siding, Accessories, & Siding Tools	Rise Building Products Textured Lap Siding and Trim	418
Siding, Accessories, & Siding Tools	Siders Boots	427
Siding, Accessories, & Siding Tools	TANDO Composite Siding	428
Specialties	3M Tapes & Respirators	433
Specialties	Cargo Control	434
Specialties	Floor Protection	436
Specialties	Louisville Attic Access Ladders	437
Specialties	Polyethylene	438
Specialties	Prinsco Culvert Goldline	442
Specialties	Reinforced Poly	443
Specialties	Shelf Supports - Better Homes	444
Specialties	Silt Fence 70 Gram - Heavy Duty - 13 Stakes - 1.25x1.25x42"	445
Specialties	Waterproofing Composite	446
Treated Lumber, I-Joists, & LVL	Treated 1x Boards	447
Treated Lumber, I-Joists, & LVL	Treated Above Ground #1 SYP	449
Treated Lumber, I-Joists, & LVL	Treated Landscape Timber	453
Treated Lumber, I-Joists, & LVL	Treated Lumber .60 FDN #2 SYP	454
Treated Lumber, I-Joists, & LVL	Treated Lumber .60 Treated Square Poles	456
Treated Lumber, I-Joists, & LVL	Treated Lumber GC T&G	459
Treated Lumber, I-Joists, & LVL	Treated Lumber MCA Deck Material	462
Treated Lumber, I-Joists, & LVL	Treated Lumber MCA Material	
Treated Lumber, I-Joists, & LVL	Treated Lumber Wane Free	465
Venting Products	Air Vent	466
Venting Products	Appleton Supply Kwik Plug 8"	469
Venting Products	Attic Ventilation	470
Venting Products	IPS Roof Vents	471
Venting Products	Keene Moisture Control Products	472
Venting Products	Quality Edge Aluminum Soffit Systems	473
Venting Products	Quarrix Shingle Over Ridge Vent	509
Venting Products	Ridge Ventilation	510
Wood Products	Baltic Birch	511
Wood Products	Engineered Lumber	512

Parent	Collection	Page
Wood Products	Fiberboard	<u>521</u>
Wood Products	Fir Siding	<u>522</u>
Wood Products	Hardboard	<u>523</u>
Wood Products	MDF Fiberboard	<u>524</u>
Wood Products	MDO Board	<u>525</u>
Wood Products	Melamine White	<u>526</u>
Wood Products	Old Globe Grain Elevator Wood	<u>527</u>
Wood Products	OSB	<u>528</u>
Wood Products	Particle Board	<u>531</u>
Wood Products	Particle Board Shelving White	<u>532</u>
Wood Products	Pine Boards	<u>533</u>
Wood Products	Pine Siding	<u>538</u>
Wood Products	Plywood	<u>539</u>
Wood Products	Railroad Ties	<u>543</u>
Wood Products	Randoms	<u>544</u>
Wood Products	Red Rosin Paper 501 Sq Ft Roll	<u>555</u>
Wood Products	Stair Treads	<u>556</u>
Wood Products	Treated Plywood .60	<u>557</u>
Wood Products	Wood Lath	<u>558</u>
Wood Products	Wood Pellets	<u>559</u>
Wood Products	Wood Shims	<u>561</u>
Wood Products	Wood Stakes & Wood Bridging	<u>560</u>




GSDGC	Cap Dark Gray 8' Foundation Liner Trim (Glasteel) (50)	Sold by = ea Weight = 0.5 lb.	
GSDGD	Divider Dark Gray 8' Foundation Liner Trim (Glasteel) (50)	Sold by = ea Weight = 0.5 lb.	
GSDGI	Isc Dark Gray 1 1/4" Angle 8' Foundation Liner Trim (Glasteel) (25)	Sold by = ea Weight = 1 lb.	
GSDGO	Osc Dark Gray 1 1/4" Angle 8' Foundation Liner Trim (Glasteel) (25)	Sold by = ea Weight = 1 lb.	
GSG12	12\"X 50' Glasteel Foundation Liner Roll	Sold by = ROLL Weight = 23 lb.	 <small>Actual Image Not Shown</small>
GSG24	24\"X 50' Glasteel Foundation Liner Roll	Sold by = ROLL Weight = 46 lb.	
GSG48	48\"X 50' Glasteel Foundation Liner Roll	Sold by = ROLL Weight = 92 lb.	

GSP10	.090" 4'X 10' White Textured Frp Glasteel Liner Panel (100) Sold by = ea Weight = 28 lb.	
GSPA	.090" 4'X 8' Almond Textured Frp Glasteel Liner Panel (100) Sold by = ea Weight = 22.5 lb.	
GSPB	.090" 4'X 8' Black Textured Frp Glasteel Liner Panel (100) Sold by = ea Weight = 22.5 lb.	
GSPLG	.090" 4'X 8' Light Gray Textured Frp Glasteel Liner Panel (100) Sold by = ea Weight = 22.5 lb.	
GSPSW	.090" 4'X 8' White SMOOTH Frp Glasteel Liner Panel (100) Sold by = ea Weight = 22.5 lb.	
GSPW	.090" 4'X 8' White Textured Frp Glasteel Liner Panel (100) Sold by = ea Weight = 22.5 lb.	

<p>GS10C</p>	<p>V-1 Cap White .090"X 10' Glassboard Trim (Nudo) (75) Sold by = ea Weight = 0.5 lb.</p>	 <p>V-1 Details (.pdf) Cap for .090" Panel (5' 7.9' Legs)</p>
<p>GS10D</p>	<p>V-3 Divider White .090"X 10' Glassboard Trim (Nudo) (75) Sold by = ea Weight = 0.5 lb.</p>	 <p>V-3 Details (.pdf) Divider Bar for .090" Panel (88" Face)</p>
<p>GS10I</p>	<p>V-5 Isc White .090"X 10' Glassboard Trim (Nudo) (50) Sold by = ea Weight = 0.5 lb.</p>	 <p>V-5 Details (.pdf) Inside Corner and Cover for .090" Panel (63" Cover/70" Leg)</p>
<p>GS10O</p>	<p>V-7 Osc White .090"X 10' Glassboard Trim (Nudo) (50) Sold by = ea Weight = 0.5 lb.</p>	 <p>V-7 Details (.pdf) Outside Corner for .090" Panel (5" Legs)</p>
<p>GSAC</p>	<p>V-1 Cap Almond .090"X 8' Glassboard Trim (Nudo) (75) Sold by = ea Weight = 0.5 lb.</p>	 <p>V-1 Details (.pdf) Cap for .090" Panel (5' 7.9' Legs)</p>
<p>GSAD</p>	<p>V-3 Divider Almond .090"X 8' Glassboard Trim (Nudo) (75) Sold by = ea Weight = 0.5 lb.</p>	 <p>V-3 Details (.pdf) Divider Bar for .090" Panel (88" Face)</p>
<p>GSAI</p>	<p>V-5 Isc Almond .090"X 8' Glassboard Trim (Nudo) (50) Sold by = ea Weight = 0.5 lb.</p>	 <p>V-5 Details (.pdf) Inside Corner and Cover for .090" Panel (63" Cover/70" Leg)</p>
<p>GSAO</p>	<p>V-7 Osc Almond .090"X 8' Glassboard Trim (Nudo) (50) Sold by = ea Weight = 0.5 lb.</p>	 <p>V-7 Details (.pdf) Outside Corner for .090" Panel (5" Legs)</p>
<p>GSBC</p>	<p>V-1 Cap Black .090"X 8' Glassboard Trim (Nudo) (75) Sold by = ea Weight = 0.5 lb.</p>	 <p>V-1 Details (.pdf) Cap for .090" Panel (5' 7.9' Legs)</p>
<p>GSBD</p>	<p>V-3 Divider Black .090"X 8' Glassboard Trim (Nudo) (75) Sold by = ea Weight = 0.5 lb.</p>	 <p>V-3 Details (.pdf) Divider Bar for .090" Panel (88" Face)</p>
<p>GSBI</p>	<p>V-5 Isc Black .090"X 8' Glassboard Trim (Nudo) (50) Sold by = ea Weight = 0.5 lb.</p>	 <p>V-5 Details (.pdf) Inside Corner and Cover for .090" Panel (63" Cover/70" Leg)</p>
<p>GSBO</p>	<p>V-7 Osc Black .090"X 8' Glassboard Trim (Nudo) (50) Sold by = ea Weight = 0.5 lb.</p>	 <p>V-7 Details (.pdf) Outside Corner for .090" Panel (5" Legs)</p>

<p>GSLGC</p>	<p>V-1 Cap Light Gray .090"X 8' Glassboard Trim (Nudo) (75) Sold by = ea Weight = 0.5 lb.</p>	 <p>V-1 Details (cut) Cap for 190° Panel (5' / 9' Legs)</p>
<p>GSLGD</p>	<p>V-3 Divider Light Gray .090"X 8' Glassboard Trim (Nudo) (75) Sold by = ea Weight = 0.5 lb.</p>	 <p>V-3 Details (cut) Divider Bar for 090° Panel (85° Face)</p>
<p>GSLGI</p>	<p>V-5 Isc Light Gray .090"X 8' Glassboard Trim (Nudo) (50) Sold by = ea Weight = 0.5 lb.</p>	 <p>V-5 Details (cut) Inside Corner and Cover for 090° Panel (85° Cover 70° Leg)</p>
<p>GSLGO</p>	<p>V-7 Osc Light Gray .090"X 8' Glassboard Trim (Nudo) (50) Sold by = ea Weight = 0.5 lb.</p>	 <p>V-7 Details (cut) Outside Corner for 090° Panel (5° Legs)</p>
<p>GSRA34</p>	<p>3/4" Almond Glasteel Nylon Rivets (100/bag) Sold by = BAG Weight = 0.5 lb.</p>	
<p>GSRB1</p>	<p>1" Black Glasteel Nylon Rivets (100/bag) Sold by = BAG Weight = 0.5 lb.</p>	
<p>GSRDG2</p>	<p>2" Dark Gray Glasteel Nylon Rivets (100/bag) Sold by = BAG Weight = 0.5 lb.</p>	
<p>GSRDG3</p>	<p>3" Dark Gray Glasteel Nylon Rivets (100/bag) Sold by = BAG Weight = 1 lb.</p>	
<p>GSRLG1</p>	<p>1" Light Gray Glasteel Nylon Rivets (100/bag) Sold by = BAG Weight = 0.5 lb.</p>	
<p>GSRLG112</p>	<p>1 1/2" Light Gray Glasteel Nylon Rivets (100/bag) Sold by = BAG Weight = 0.5 lb.</p>	
<p>GSRLG34</p>	<p>3/4" Light Gray Glasteel Nylon Rivets (100/bag) Sold by = BAG Weight = 0.5 lb.</p>	
<p>GSRW1</p>	<p>1" White Glasteel Nylon Rivets (100/bag) Sold by = BAG Weight = 0.5 lb.</p>	

GSRW112	1 1/2" White Glasteel Nylon Rivets (100/bag)	Sold by = BAG Weight = 1 lb.	
GSRW2	2" White Glasteel Nylon Rivets (100/bag)	Sold by = BAG Weight = 1 lb.	
GSRW3	3" White Glasteel Nylon Rivets (100/bag)	Sold by = BAG Weight = 1 lb.	
GSRW34	3/4" White Glasteel Nylon Rivets (100/bag)	Sold by = BAG Weight = 0.5 lb.	
GSV55D	V-55C & V-55R 2 Piece Divider 3/8 - 1/2 FRP 10' (pick both 1 V-55C & 1 V-55R)	Sold by = ea Weight = 0.5 lb.	
GSWC	V-1 Cap White .090"X 8' Glassboard Trim (Nudo) (75)	Sold by = ea Weight = 0.5 lb.	 <p>V-1 Details (.pdf) Cap for .090" Panel (5' / 9' Legs)</p>
GSWD	V-3 Divider White .090"X 8' Glassboard Trim (Nudo) (75)	Sold by = ea Weight = 0.5 lb.	 <p>V-3 Details (.pdf) Divider Bar for .090" Panel (.65" Face)</p>
GSWI	V-5 Isc White .090"X 8' Glassboard Trim (Nudo) (50)	Sold by = ea Weight = 0.5 lb.	 <p>V-5 Details (.pdf) Inside Corner and Cover for .090" Panel (.63" Cover/ 70" Leg)</p>
GSWO	V-7 Osc White .090"X 8' Glassboard Trim (Nudo) (50)	Sold by = ea Weight = 0.5 lb.	 <p>V-7 Details (.pdf) Outside Corner for .090" Panel (5' Legs)</p>


GSP12PS	1/2" 4'X 8' Plywood W/ Smooth White Frp(50)	
	Sold by = ea Weight = 52 lb.	
GSP12PT	1/2" 4'X 8' Plywood W/ Textured White Frp(50)	
	Sold by = ea Weight = 52 lb.	
GSP3810	3/8" 4'X 10' Osb W/ Textured White Frp(50)	
	Sold by = ea Weight = 60 lb.	
GSP38F	3/8" 4'X 8' Fluted Core W/ Textured White Frp(50)	
	Sold by = ea Weight = 20 lb.	
GSP380	3/8" 4'X 8' Osb W/ Textured White Frp(50)	
	Sold by = ea Weight = 48 lb.	
GSP38P	3/8" 4'X 8' Plywood W/ Textured White Frp(50) *Cloud*	
	Sold by = ea Weight = 40 lb.	

GS12C	V-41 Cap White 1/2"X 8' Glassboard Trim (Nudo) (50)	Sold by = ea Weight = 1 lb.	 <p>V-41 Details (.pdf) Cap for 1/2" Panel (5' / 2" Legs)</p>
GS12D	V-43 Divider White 1/2"X 8' Glassboard Trim (Nudo) (40)	Sold by = ea Weight = 1 lb.	 <p>V-43 Details (.pdf) Division Bar for 1/2" Panel (1.12" Face)</p>
GS12I	V-13 Isc White 1/2"X 8' Glassboard Trim (1 1/4"X 1 1/4") (Nudo) (30)	Sold by = ea Weight = 1 lb.	 <p>V-13 Details (.pdf) Inside Corner Angle 1 1/4" x 1 1/4"</p>
GS12O	V-15 Osc White 1/2"X 8' Glassboard Trim (1 1/4"X 1 1/4") (Nudo) (30)	Sold by = ea Weight = 1 lb.	 <p>V-15 Details (.pdf) Outside Corner Angle 1 1/4" x 1 1/4"</p>
GS3810C	V-19 Cap White 3/8"X 10' Glassboard Trim (Nudo) (75)	Sold by = ea Weight = 1 lb.	 <p>V-19 Details (.pdf) Cap for 3/8" Panel (5' / 1" Legs)</p>
GS3810D	V-9 Divider White 3/8"X 10' Glassboard Trim (Nudo) (50)	Sold by = ea Weight = 1 lb.	 <p>V-9 Details (.pdf) Division Bar for 3/8" Panel (1" Face)</p>
GS3810I	V-21 Isc White 3/8"X 10' Glassboard Trim (Nudo) (40)	Sold by = ea Weight = 1 lb.	 <p>V-21 Details (.pdf) Inside Corner for 3/8" or 1/2" Panel (1.12" Cove)</p>
GS3810O	V-23 Osc White 3/8"X 10' Glassboard Trim (Nudo) (50)	Sold by = ea Weight = 1 lb.	 <p>V-23 Details (.pdf) Outside Corner for 3/8" Panel (.75" Legs)</p>
GS388C	V-19 Cap White 3/8"X 8' Glassboard Trim (Nudo) (75)	Sold by = ea Weight = 1 lb.	 <p>V-19 Details (.pdf) Cap for 3/8" Panel (5' / 1" Legs)</p>
GS388D	V-9 Divider White 3/8"X 8' Glassboard Trim (Nudo) (50)	Sold by = ea Weight = 1 lb.	 <p>V-9 Details (.pdf) Division Bar for 3/8" Panel (1" Face)</p>
GS388I	V-21 Isc White 3/8" & 1/2"X 8' Glassboard Trim (Nudo) (40)	Sold by = ea Weight = 1 lb.	 <p>V-21 Details (.pdf) Inside Corner for 3/8" or 1/2" Panel (1.12" Cove)</p>
GS388O	V-23 Osc White 3/8"X 8' Glassboard Trim (Nudo) (50)	Sold by = ea Weight = 1 lb.	 <p>V-23 Details (.pdf) Outside Corner for 3/8" Panel (.75" Legs)</p>

PYPDB125

PLY-FOIL REFLECTIVE BUBBLE INSULATION DBL BUBBLE PLYFOIL 4X125' ROLL

Sold by = ROLL | Width = 48" Length = 1500" Weight = 25 lb.



PYPDBW125













Plyfoil Dbl Bubble WHITE 4'x 125' (BLUE LABEL)

Sold by = ROLL | Width = 48" Length = 125" Weight = 25 lb.



Ag & Commercial & Metal Siding / Tufftex Vinyl Building Panels

Product Notes: All panels are 26" wide. Not recommended for greenhouses.

TTFCR	Tufftex Foam Closure Seacoaster 3' Round **5/Bdl Sold by = BDL Weight = 1 lb.	
TTFCS	Tufftex Foam Closure Polycarb 3'Square **5/Bdl Sold by = BDL Weight = 1 lb.	
TTPC12	12' Clear Polycarbonate Tufftex Panel Sold by = PC Weight = 7.38 lb.	
TTPC8	8' Clear Polycarbonate Tufftex Panel Sold by = PC Weight = 7.38 lb.	
TTPS12	12' Smoke Polycarbonate Tufftex Panel Sold by = PC Weight = 7.38 lb.	
TTPS8	8' Smoke Polycarbonate Tufftex Panel Sold by = PC Weight = 7.38 lb.	
TTPW12	12' White Polycarbonate Tufftex Panel Sold by = PC Weight = 7.38 lb.	
TTPW8	8' White Polycarbonate Tufftex Panel Sold by = PC Weight = 7.38 lb.	
TTSC12	12' Crystal Clear Seacoaster Tufftex Panel Sold by = PC Weight = 7.38 lb.	
TTSC8	8' Crystal Clear Seacoaster Tufftex Panel Sold by = PC Weight = 7.38 lb.	
TTSW12	12' White Seacoaster Tufftex Panel Sold by = PC Weight = 7.38 lb.	
TTSW8	8' White Seacoaster Tufftex Panel Sold by = PC Weight = 7.38 lb.	

Ag & Commercial & Metal Siding / Tufftex Vinyl Building Panels

Product Notes: All panels are 26" wide. Not recommended for greenhouses.

TTWCR

Tufftex Wood Closure Seacoaster 6' Round (24)

Sold by = PC | Weight = 1 lb.



TTWCS

Tufftex Wood Closures Polycarbonate 6' Square (24)

Sold by = PC | Weight = 1 lb.



LPADHESIVE	LP Foam Subfloor Adhesive 29oz Can (12/CTN) Sold by = ea Weight = 24 lb.
LPAF	LP Archform Concrete Form - 5/16" X 12" X 16' (10/bdl) (200/UN) *PC Sold by = PC Width = 16" Length = 96" Weight = 17 lb.
LPCLEANER	LP Foam Gun Cleaner 12oz Can (12/CTN) Sold by = ea Weight = 1 lb.
LPGUN15	LP Foam 15" Adhesive Gun Sold by = ea Weight = 2 lb.
LPGUN30	LP Foam 30" Adhesive Gun Sold by = ea Weight = 4 lb.










Caulks & Adhesives / Sashco Caulk












Product Notes: Big Stretch is a paintable water-cleanup caulk that can span gaps up to 2" wide and stretch and compress with joint movement and temperature change.

<p>SASHBA</p>	<p>Big Stretch Almond 10.5Oz Sashco Caulk**12 Sold by = CTN Weight = 11.3 lb.</p>	
<p>SASHBBL</p>	<p>Big Stretch Black 10.5 Oz Sashco Caulk**12 Sold by = CTN Weight = 11.3 lb.</p>	
<p>SASHBC</p>	<p>Big Stretch Clear 10.5Oz Sashco Caulk **12 Sold by = CTN Weight = 10.3 lb.</p>	
<p>SASHBDB</p>	<p>Big Stretch Dark Brown 10.5Oz Sashco Caulk**12 Sold by = CTN Weight = 11.3 lb.</p>	
<p>SASHBG</p>	<p>Big Stretch Gray 10.5Oz Sashco Caulk**12 Sold by = CTN Weight = 11.3 lb.</p>	
<p>SASHBL</p>	<p>Big Stretch Limestone 10.5 Oz.Sashco Caulk**12 Sold by = CTN Weight = 11.3 lb.</p>	
<p>SASHBPG</p>	<p>Big Stretch Pine Grn 10.5 Oz. Sashco Caulk**12 Sold by = CTN Weight = 11.3 lb.</p>	
<p>SASHBR</p>	<p>Big Stretch Redwood 10.5 Oz.Sashco Caulk**12 Sold by = CTN Weight = 11.3 lb.</p>	
<p>SASHBSL</p>	<p>Big Stretch Slate 10.5 Oz.Sashco Caulk**12 Sold by = CTN Weight = 11.3 lb.</p>	
<p>SASHBT</p>	<p>Big Stretch Tan 10.5Oz Sashco Caulk**12 Sold by = CTN Weight = 11.3 lb.</p>	
<p>SASHBW</p>	<p>Big Stretch White 10.5Oz Sashco Caulk**12 Sold by = CTN Weight = 11.3 lb.</p>	
<p>SASHBWT</p>	<p>Big Stretch Woodtone 10.5Oz Sashco Caulk**12 Sold by = CTN Weight = 11.3 lb.</p>	






Caulks & Adhesives / Sashco Caulk

Product Notes: Big Stretch is a paintable water-cleanup caulk that can span gaps up to 2" wide and stretch and compress with joint movement and temperature change.

SASHLC	Lexel Clear 10.5Oz Sashco Caulk**12 Sold by = CTN Weight = 9 lb.	
SASHLW	Lexel White 10.5 Oz Sashco Caulk**12 Sold by = CTN Weight = 9 lb.	
SASHMFB	Mor-Flexx Beige Sashco 10.5Oz Sealant**12 Sold by = CTN Weight = 11 lb.	
SASHMFG	Mor-Flexx Gray Sashco 10.5 Oz Sealant**12 Sold by = CTN Weight = 11 lb.	
SASHT10	10.5 Oz Through The Roof Sashco**12 Sold by = CTN Weight = 9 lb.	
SASHTG	Gallon Through The Roof Sashco Caulk**2 Gal/Ctn Sold by = CTN Weight = 16 lb.	
SASHTQ	Quart Through The Roof Sashco Caulk**6 Sold by = CTN Weight = 12.5 lb.	

<p>FR2601</p>	<p>260-1 FR Silicone Caulk White (12/ctn) Sold by = CTN Weight = 11 lb.</p>	
<p>FR2611</p>	<p>261-1 FR Silicone Caulk Clear (12/ctn) Sold by = CTN Weight = 11 lb.</p>	
<p>FR2892</p>	<p>289-2 FR Greenchoice Acoustic Sound Sealant 29 oz (12/ctn) Sold by = CTN Weight = 39 lb.</p>	
<p>FR3211</p>	<p>321-1 FR Watertite Plastic Roof Cement 10.3 oz (12/ctn) Sold by = CTN Weight = 10 lb.</p>	
<p>FR3301</p>	<p>330-1 FR All Siding Adhesive White (12/ctn) Sold by = CTN Weight = 15 lb.</p>	
<p>FR33301</p>	<p>3330-1 FR TiteShield White (12/ctn) Sold by = CTN Weight = 15 lb.</p>	
<p>FR3361</p>	<p>336-1 FR All Siding Adhesive Cedar (12/ctn) Sold by = CTN Weight = 15 lb.</p>	
<p>FR3401</p>	<p>340-1 FR Greenchoice Cove Base 10 oz (12/ctn) Sold by = CTN Weight = 12 lb.</p>	
<p>FR3451</p>	<p>345-1 FR Multi-Purpose Adhesive 10 oz (12/ctn) Sold by = CTN Weight = 12 lb.</p>	
<p>FR3452</p>	<p>345-2 FR Multi-Purpose Adhesive 29oz (12/ctn) Sold by = CTN Weight = 30 lb.</p>	
<p>FR4054</p>	<p>405-4 FR 4 Gal Solv Free FRP Adh Sold by = PAIL Weight = 50 lb.</p>	
<p>FR4056</p>	<p>405-6 FR 1 Gal Solv Free FRP Adh (2/ctn) Sold by = CTN Weight = 30 lb.</p>	

<p>FR4319</p>	<p>4319 Advance Polymer Panel Adhesive 3.5Gal. Sold by = PAIL Weight = 43 lb.</p>	
<p>FR5002</p>	<p>500-2 Titebond Wood Glue II 4 oz **12 Sold by = CTN Weight = 5 lb.</p>	
<p>FR5003</p>	<p>500-3 Titebond Wood Glue II 8 oz **12 Sold by = CTN Weight = 8.05 lb.</p>	
<p>FR5004</p>	<p>500-4 Titebond Wood Glue II 16 oz**12 Sold by = CTN Weight = 16 lb.</p>	
<p>FR5006</p>	<p>500-6 Titebond Wood Glue II 1 Gal**2 Sold by = CTN Weight = 20 lb.</p>	
<p>FR5062</p>	<p>506-2 Titebond Wood Glue 4 oz**12 Sold by = CTN Weight = 5 lb.</p>	
<p>FR5063</p>	<p>506-3 Titebond Wood Glue 8 oz **12 Sold by = CTN Weight = 8 lb.</p>	
<p>FR5064</p>	<p>506-4 Titebond Wood Glue 16 oz**12 Sold by = CTN Weight = 16 lb.</p>	
<p>FR5066</p>	<p>506-6 Titebond Wood Glue 1 Gal **2 Sold by = CTN Weight = 30 lb.</p>	
<p>FR5261</p>	<p>526-1 Heavy Duty Construction Adh 1/10**12 Sold by = CTN Weight = 11 lb.</p>	
<p>FR5262</p>	<p>526-2 Heavy Duty Construction Adh 29 oz**12 Sold by = CTN Weight = 28 lb.</p>	
<p>FR5492</p>	<p>549-2 Subfloor Adhesive 28oz**12 (44/un) Sold by = CTN Weight = 31 lb.</p>	

FR61001	6100-1 Metal Roof Sealant 10oz White (12) *Ctn	
	Sold by = CTN Weight = 14 lb.	
FR61111	6111-1 Metal Roof Sealant 10oz Translucent (12)	
	Sold by = CTN Weight = 14 lb.	
FR6422	6422 Titebond Pvc Trim Joint Adhesive Plastic Bottle 4oz. 10/Ctn *Ctn	
	Sold by = CTN Weight = 5 lb.	
FR6701	6701 TiteGrab Advanced Polymer Construction Adhesive 9.5oz/tube (12/CTN)	
	Sold by = CTN Weight = 1.14 lb.	
FR7401	740-1 Pro Grade Caulk Wht**12	
	Sold by = CTN Weight = 15 lb.	
FR8401	840-1 Pro Grade Plus Caulk White 10.3Oz **12	
	Sold by = CTN Weight = 15 lb.	





Caulks & Adhesives / Titebond Weathermaster Sealant

Product Notes: Formulated to out perform silicone and urethane sealants. Provides the best performance on siding, windows, doors, and vents. Immediately paintable. Extrudes down to 0 degrees. Permanently flexible. Little to no odor. Only 1% shrinkage.

FR43991	43991 Crystal Clear Weathermaster 10.3 oz (12) Sold by = TUBE Weight = 1 lb.	
FR44001	44001 White Weathermaster 10.3 oz (12) Sold by = TUBE Weight = 1 lb.	
FR44011	44011 Translucent Weathermaster 10.3 oz (12) Sold by = TUBE Weight = 1 lb.	
FR44031	44031 Black Weathermaster 10.3oz (12) Sold by = TUBE Weight = 1 lb.	
FR44041	44041 CV Snow/QE Snowmist Weathermaster 10.3oz (12) Sold by = TUBE Weight = 1 lb.	
FR44051	44051 QE Mocha Weathermaster 10.3oz (12) Sold by = TUBE Weight = 1 lb.	
FR44061	44061 QE Musket Weathermaster 10.3oz (12) Sold by = TUBE Weight = 1 lb.	
FR44071	44071 QE Brown Weathermaster 10.3oz (12) Sold by = TUBE Weight = 1 lb.	
FR44211	44211 Rise Garnet Weathermaster 10.3oz (12) Sold by = TUBE	
FR44221	44221 Rise Antler Weathermaster 10.3oz (12) Sold by = TUBE Weight = 1 lb.	
FR44231	44231 QE English Saddle Weathermaster 10.3oz (12) Sold by = TUBE Weight = 1 lb.	
FR44251	44251 LP Bridgeport/ Lp Tahoe Weathermaster 10.3oz (12) Sold by = TUBE Weight = 1 lb.	

Caulks & Adhesives / Titebond Weathermaster Sealant

Product Notes: Formulated to out perform silicone and urethane sealants. Provides the best performance on siding, windows, doors, and vents. Immediately paintable. Extrudes down to 0 degrees. Permanently flexible. Little to no odor. Only 1% shrinkage.

FR44261	44261 LP Walnut-Blk Hills/Rise Pinecone/QE Terratone/Cv Sable/Gt Windswept Sold by = TUBE Weight = 1 lb.	
FR44271	44271 LP Yellowstone Weathermaster 10.3oz (12) Sold by = TUBE Weight = 1 lb.	
FR44281	44281 LP Sierra/Cv Mountian Cedar Weathermaster 10.3 oz (12) Sold by = TUBE Weight = 1 lb.	
FR44291	44291 LP Cedar Weathermaster 10.3 oz (12) Sold by = TUBE Weight = 1 lb.	
FR44441	44441 Gt Dark Drift/Cv Hearthstone/Rise Ash Weathermaster 10.3oz (12) Sold by = TUBE Weight = 1 lb.	
FR44601	44601 Cv Natural Clay Weathermaster 10.3oz (12) Sold by = TUBE Weight = 1 lb.	
FR44631	44631 LP Acadia/QE Sycamore/Cv Arbor Blend Weathermaster 10.3oz (12) Sold by = TUBE Weight = 1 lb.	
FR44641	44641 Cv Weathered Blend Weathermaster 10.3oz (12) *Cloud* Sold by = TUBE Weight = 1 lb.	
FR44681	44681 LP Grey Wolf Weathermaster 10.3oz (12) *Cloud* Sold by = TUBE Weight = 1 lb.	
FR44691	44691 Caribou Weathermaster 10.3oz (12) *Cloud* Sold by = TUBE Weight = 1 lb.	
FR44701	44701 QE Norwood Weathermaster 10.3 oz (12) Sold by = TUBE Weight = 1 lb.	
FR44741	44741 Heather Weathermaster 10.3oz(12) *cloud* Sold by = TUBE Weight = 1 lb.	

Caulks & Adhesives / Titebond Weathermaster Sealant

Product Notes: Formulated to out perform silicone and urethane sealants. Provides the best performance on siding, windows, doors, and vents. Immediately paintable. Extrudes down to 0 degrees. Permanently flexible. Little to no odor. Only 1% shrinkage.

FR44751	44751 Gt Juniper/Cv Cypress Weathermaster 10.3 oz (12) Sold by = TUBE Weight = 1 lb.	
FR44761	44761 QE Clay Weathermaster 10.3oz (12) Sold by = TUBE Weight = 1 lb.	
FR45521	45521 Rise Spiceberry Weathermaster 10.3oz (12) Sold by = TUBE	
FR45531	45531 Midnight Blue Weathermaster 10.3oz (12) Sold by = TUBE Weight = 1 lb.	
FR45551	45551 Stain Maple/QE Cedar Mill Weathermaster 10.3oz (12) Sold by = TUBE Weight = 1 lb.	
FR45561	45561 Stain Cedar Weathermaster 10.3oz (12) Sold by = TUBE Weight = 1 lb.	
FR45571	45571 Stain Redwood Weathermaster 10.3oz (12) Sold by = TUBE Weight = 1 lb.	
FR45581	45581 Stain Mahogany Weathermaster 10.3oz (12) Sold by = TUBE Weight = 1 lb.	
FR45591	45591 QE Thatch/Lp Teton Weathermaster 10.3oz (12) Sold by = TUBE Weight = 1 lb.	
FR45651	45651 QE Forest Weathermaster 10.3 oz (12) Sold by = TUBE Weight = 1 lb.	
FR45661	45661 Bronze Weathermaster 10.3oz (12) *Cloud* Sold by = TUBE Weight = 1 lb.	
FR45691	45691 Coal Mine Weathermaster 10.3oz (12) Sold by = TUBE Weight = 1 lb.	

Caulks & Adhesives / Titebond Weathermaster Sealant

Product Notes: Formulated to out perform silicone and urethane sealants. Provides the best performance on siding, windows, doors, and vents. Immediately paintable. Extrudes down to 0 degrees. Permanently flexible. Little to no odor. Only 1% shrinkage.

FR45711	45711 Pine Green Weathermaster 10.3oz (12) Sold by = TUBE Weight = 1 lb.	
FR45771	45771 CT Forest Green Weathermaster 10.3oz (12) *Cloud* Sold by = TUBE Weight = 1 lb.	
FR45781	45781 QE Napa Vine Weathermaster 10.3oz (12) Sold by = TUBE Weight = 1 lb.	
FR46021	46021 Linen Weathermaster 10.3oz (12) * Cloud* Sold by = TUBE Weight = 1 lb.	
FR46041	46041 QE Bennington Weathermaster 10.3oz (12) *Cloud* Sold by = TUBE Weight = 1 lb.	
FR46081	46081 Cv Buckskin Weathermaster 10.3oz (12) Sold by = TUBE Weight = 1 lb.	
FR46091	46091 LP Sand/QE Wicker Weathermaster 10.3oz (12) Sold by = TUBE Weight = 1 lb.	
FR46121	46121 LP Khaki/Gt Pebble Weathermaster 10.3oz (12) Sold by = TUBE Weight = 1 lb.	
FR46141	46141 Sandstone Weathermaster 10.3oz (12) *Cloud* Sold by = TUBE Weight = 1 lb.	
FR46151	46151 QE Desert Tan/Ct Desert Tan Weathermaster 10.3oz (12) Sold by = TUBE Weight = 1 lb.	
FR46241	46241 Cv Light Maple Weathermaster 10.3oz (12) *Cloud* Sold by = TUBE Weight = 1 lb.	
FR46271	46271 Cv Autumn Yellow Weathermaster 10.3oz (12) *Cloud* Sold by = TUBE Weight = 1 lb.	

Caulks & Adhesives / Titebond Weathermaster Sealant

Product Notes: Formulated to out perform silicone and urethane sealants. Provides the best performance on siding, windows, doors, and vents. Immediately paintable. Extrudes down to 0 degrees. Permanently flexible. Little to no odor. Only 1% shrinkage.

FR46281	46281 QE Cozy Cottage/Cv Heritage Cream Weathermaster 10.3oz (12) Sold by = TUBE Weight = 1 lb.	
FR46321	46321 QE Eggshell/Cv Sandtone Weathermaster 10.3oz (12) Sold by = TUBE Weight = 1 lb.	
FR46341	46341 Cv Savannah Wicker/Gt Wicker/QE Prairie Sand Weathermaster 10.3oz (12) Sold by = TUBE Weight = 1 lb.	
FR46351	46351 Rise Khaki Weathermaster 10.3oz (12) Sold by = TUBE Weight = 1 lb.	
FR46391	46391 Stone Weathermaster 10.3oz (12) *Cloud* Sold by = TUBE Weight = 1 lb.	
FR46471	46471 Rise Fieldstone Weathermaster 10.3oz(12) Sold by = TUBE Weight = 1 lb.	
FR46601	46601 Grey/Bronze Weathermaster 10.3oz (12) Sold by = TUBE Weight = 1 lb.	
FR46651	46651 Flagstone/Gt Dover Weathermaster 10.3oz (12) Sold by = TUBE Weight = 1 lb.	
FR46671	46671 Cv Granite/QE Heather Weathermaster 10.3oz (12) Sold by = TUBE Weight = 1 lb.	
FR46681	46681 LP Mist Grey Weathermaster 10.3oz(12) Sold by = TUBE Weight = 1 lb.	
FR46721	46721 Gt Pearl/Cv Sterling/QE Pewter Weathermaster 10.3oz (12) Sold by = TUBE Weight = 1 lb.	
FR46791	46791 Dusk Weathermaster 10.3oz (12) Sold by = TUBE Weight = 1 lb.	






Caulks & Adhesives / Titebond Weathermaster Sealant

Product Notes: Formulated to out perform silicone and urethane sealants. Provides the best performance on siding, windows, doors, and vents. Immediately paintable. Extrudes down to 0 degrees. Permanently flexible. Little to no odor. Only 1% shrinkage.

FR46811	46811 Gt Storm/Cv Charcoal Weathermaster 10.3oz (12) Sold by = TUBE Weight = 1 lb.	
FR46881	46881 Rise Boulder-Graphite Weathermaster 10.3oz (12) Sold by = TUBE	
FR49201	49201 Ivy Green Weathermaster 10.3oz (12) Sold by = TUBE Weight = 1 lb.	
FR49241	49241 QE Green Weathermaster 10.3oz (12) Sold by = TUBE Weight = 1 lb.	
FR49301	49301 Rise Prairie Grass Weathermaster 10.3oz (12) Sold by = TUBE	
FR49321	49321 Rise Sage Weathermaster 10.3oz (12) Sold by = TUBE	
FR49391	49391 QE Mtn Laurel/Rise Sage/Cv Spruce/Gt Mosslp Pinehert Weathermaster 10.3oz Sold by = TUBE Weight = 1 lb.	
FR49421	49421 Cv Pacific Blue/LP Granite/QE Foothill Weathermaster 10.3oz (12) Sold by = TUBE Weight = 1 lb.	
FR49441	49441 Cv Oxford Blue Weathermaster 10.3oz (12) Sold by = TUBE Weight = 1 lb.	
FR49491	49491 LP Scotia Weathermaster 10.3oz (12) Sold by = TUBE Weight = 1 lb.	
FR49551	49551 QE Eldridge Weathermaster 10.3oz (12) *Cloud* Sold by = TUBE Weight = 1 lb.	
FR49561	49561 Gt Midnight Weathermaster 10.3oz (12) Sold by = TUBE Weight = 1 lb.	

Caulks & Adhesives / Titebond Weathermaster Sealant

Product Notes: Formulated to out perform silicone and urethane sealants. Provides the best performance on siding, windows, doors, and vents. Immediately paintable. Extrudes down to 0 degrees. Permanently flexible. Little to no odor. Only 1% shrinkage.

FR49571	49571 Blue Weathermaster 10.3oz (12) Sold by = TUBE Weight = 1 lb.	
FR49581	49581 Espresso Weathermaster 10.3oz (12) Sold by = TUBE Weight = 1 lb.	
FR49701	49701 QE Wineberry-Cottage Red 10.3oz (12) *Cloud* Sold by = TUBE Weight = 1 lb.	
FR49851	49851 Cv Autumn Red Weathermaster 10.3oz (12) Sold by = TUBE Weight = 1 lb.	
FR49861	49861 LP Country Red Weathermaster 10.3oz (12) Sold by = TUBE Weight = 1 lb.	

Ceiling Tile & Grid / Ceiling Tiles

Product Notes: FR = Class A Fire Rated

FC = Fire Code Formulation

C = Climaplus (Mold, Mildew, Sag Resistant)

CET156	#156 Cheyenne Ceiling Tile 2X2 Shadowline (FR) (8/Ctn) (28 Ctn/Pallet) Sold by = CTN Weight = 63.96 lb.	
CET220	#220 Fifth Ave Ceiling Tile 2X4 Sq Edge (FC) (8/Ctn) (18 Ctns/Pallet) Sold by = CTN Width = 24" Length = 48" Weight = 74 lb.	
CET270	#270 Fifth Ave Ceiling Tile 2X2 Shadowline (FR) (16/Ctn) (20) Sold by = CTN Width = 24" Length = 24" Weight = 43 lb.	
CET280	#280 Fifth Ave Ceiling Tile 2X4 Sq Edge (FR) (8/Ctn) (20 Ctns/Pallet) Sold by = CTN Width = 24" Length = 48" Weight = 44 lb.	
CET3270	#3270 Gypsum Lay-In Panel 2X4 Sq Edge "Stipple" (4/Bdl) (46 Bdl/Pallet) Sold by = CTN Width = 24" Length = 48" Weight = 64 lb.	
CET380	#380 Stonehurst Ceiling Tile 2X4 Sq Edge (FR) (8/Ctn) (22 Ctns/Pallet) Sold by = CTN Width = 24" Length = 48" Weight = 45.04 lb.	
CET490	#490 Adobe Ceiling Tile 2X4 Sq Edge (FR) (8/Ctn) (22 Ctns/Pallet) Sold by = CTN Width = 24" Length = 48" Weight = 44 lb.	
CET550	#550 Saville Row Ceiling Tile 2X2 Shadowline (FR) (12/Ctn) (20 Ctns/Pallet) Sold by = CTN Width = 24" Length = 24" Weight = 54.96 lb.	
CET671	#671 Fifth Avenue Ceiling Tile 2X2 Sq Edge (FC) (16/Ctn) (16 Ctn/Pallet) Sold by = CTN Width = 24" Length = 24" Weight = 74.08 lb.	
CET725	#725 Plateau Ceiling Tile 2X4 Sq Edge (FR) (8/Ctn) (22 Ctns/Pallet)R Sold by = CTN Width = 24" Length = 48" Weight = 44 lb.	
CETR2110	#R2110 Radar Ceiling Tile 2X2 Sq Edge (FR) (16/Ctn) (20 Ctns/Pallet) Sold by = CTN Width = 24" Length = 24" Weight = 43 lb.	
CETR2120	#R2120 Radar Ceiling Tile 2X2 Shadowline (FR) (16/Ctn) (20 Ctns/Pallet) Sold by = CTN Width = 24" Length = 24" Weight = 44.96 lb.	

Ceiling Tile & Grid / Ceiling Tiles


Product Notes: FR = Class A Fire Rated

FC = Fire Code Formulation


C = Climaplus (Mold, Mildew, Sag Resistant)

CETR2310	#R2310 Radar Ceiling Tile 2X4 Sq Edge (FR) (8/Ctn) (20 Ctn/Pallet)	
-----------------	---	---

Sold by = CTN | Width = 24" Length = 48" Weight = 50 lb.

CETR2742	#R2742 Radar Illusion 2X4 Shadowline (FR) (6/Ctn) (20 Ctns/Pallet) (2/24)	
-----------------	--	---







Sold by = CTN | Width = 24" Length = 48" Weight = 43 lb.

CETR76775	#R76775 Luna Ceiling Tile 2X2 Shadowline (FR,C) (12/Ctn) (20 Ctns/Pallet)	
------------------	--	---











Sold by = CTN | Width = 24" Length = 24" Weight = 49 lb.

CETR808	#R808 Sandrift Ceiling Tile 2X2 Shadowline (FR,C)(8/Ctn) (28 Ctns/Pallet)	
----------------	--	---


Sold by = CTN | Width = 24" Length = 24" Weight = 50 lb.

CETLS	<p>3" Ceiling Tile Lag Screws (20pcs/pkg) *PKG (Disc when Gone) Sold by = ea Weight = 1.75 lb.</p>	
CETLSD	<p>Lag Screw Driver (1) *PC Sold by = ea Weight = 1.75 lb.</p>	
GRWC2	<p>SDX/SDXL216 Cross Tee 2' White (Residential & F/R) Grid **60 Sold by = CTN Length = 24" Weight = 19 lb.</p>	
GRWC4	<p>SDX/SDXL424 Cross Tee 4' White(Residential&F/R)Grid**60 Sold by = CTN Length = 48" Weight = 64 lb.</p>	
GRWM	<p>SDX/SDXL24 Main Tees White(Resident&F/R)12'Ceiling Grid**20 Sold by = CTN Weight = 65 lb.</p>	
GRWW	<p>SM7 Wall Angle 12' White (Residential&F/R) Grid**40 Sold by = CTN Weight = 63 lb.</p>	










BCCSB	Cliffstone Bradford Flats- Boulder Creek- 13 Sq Ft- S5190-7 (STC) Sold by = CTN Weight = 102 lb.	
BCCSBC	Cliffstone Bradford Corners- Boulder Creek- 8 Lf- S5190-7CR (STC) Sold by = CTN Weight = 78 lb.	
BCCSM	Cliffstone Montour Flats- Boulder Creek- 13 Sq Ft- S5185-4 Sold by = CTN Weight = 102 lb.	
BCCSMC	Cliffstone Montour Corners- Boulder Creek- 8 Lf- S5185-4CR Sold by = CTN Weight = 78 lb.	
BCFSAG	Fast Stak Arctic Gray Flats- Boulder Creek- 10.67 Sq Ft- S5065-16 Sold by = CTN Weight = 122 lb.	
BCFSAGC	Fast Stak Arctic Gray Corners- Boulder Creek- 8 Lf-55065-16CR Sold by = CTN Weight = 109 lb.	
BCFSC	Fast Stak Cashmere Flats- Boulder Creek- 10.67 Sq Ft- S5015-7 Sold by = CTN Weight = 122 lb.	
BCFSCC	Fast Stak Cashmere Corners- Boulder Creek- 8 Lf- S5015-7CR Sold by = CTN Weight = 109 lb.	
BCFSCR	Fast Stak Cheyenne Ridge Flats- Boulder Creek- 10.67 Sq Ft- S5050-8 (STC) Sold by = CTN Weight = 122 lb.	
BCFSCRC	Fast Stak Cheyenne Ridge Corners- Boulder Creek- 8 Lf- S5050-8CR (STC) Sold by = CTN Weight = 109 lb.	
BCFSB	Fast Stak Sable Blend Flats- Boulder Creek- 10.67 Sq Ft- S5070-8 (STC) Sold by = CTN Weight = 122 lb.	
BCFSBSC	Fast Stak Sable Blend Corners- Boulder Creek- 8 Lf- S5070-8CR (STC) Sold by = CTN Weight = 109 lb.	

<p>BCFSV</p>	<p>Fast Stak Velarde Flats- Boulder Creek- 10.67 Sq Ft- S5025-7 Sold by = CTN Weight = 122 lb.</p>	
<p>BCFSVC</p>	<p>Fast Stak Velarde Corners- Boulder Creek- 8 Lf- S5025-7CR Sold by = CTN Weight = 109 lb.</p>	
<p>BCGB</p>	<p>Boulder Creek Grout Bag *BAG (STC) Sold by = ea Weight = 2 lb.</p>	
<p>BCHA</p>	<p>Hearthstone Arkansas- 18"X20"- Boulder Creek (5)- H965 (SUP) Sold by = ea Weight = 24 lb.</p>	
<p>BCHAT</p>	<p>Hearthstone Ant Tan- 18"X20"- Boulder Creek (5)- H980 Sold by = ea Weight = 24 lb.</p>	
<p>BCHC</p>	<p>Hearthstone Cheyenne- 18"X20"- Boulder Creek(5)- H995 Sold by = ea Weight = 24 lb.</p>	
<p>BCHLG</p>	<p>Hearthstone Light Gray- 18"X20"- Boulder Creek (5)- H945 Sold by = ea Weight = 24 lb.</p>	
<p>BCHP</p>	<p>Hearthstone Ponderosa- 18"X20"- Boulder Creek (5)- H970 Sold by = ea Weight = 24 lb.</p>	
<p>BCHT</p>	<p>Hearthstone Tivoli- 18"X20"- Boulder Creek (5)- H915 Sold by = ea Weight = 24 lb.</p>	
<p>BCJW12</p>	<p>J-Weep Waypost Starter- 1/2"X10'- Boulder Creek Sold by = PC Length = 120" Weight = 1 lb.</p>	
<p>BCMBCH</p>	<p>Mtn Blend Comforts Of Home Flats- Boulder Creek- 13.75 Sq Ft- S9030-6 (SUP) Sold by = CTN Weight = 119 lb.</p>	
<p>BCMBCHC</p>	<p>Mtn Blend Comforts Of Home Corners- Boulder Creek- 8 Lf- S9030-6CR (SUP) Sold by = CTN Weight = 96 lb.</p>	

<p>BCOTAT</p>	<p>Outlet Trim Ant Tan- 6"X8"- Boulder Creek (6)- OT30 Sold by = ea Weight = 2 lb.</p>	
<p>BCOTLG</p>	<p>Outlet Trim Light Gray- 6"X8"- Boulder Creek (6)- OT10 Sold by = ea Weight = 2 lb.</p>	
<p>BCOTP</p>	<p>Outlet Trim Ponderosa- 6"X8"- Boulder Creek (6)- OT00 Sold by = ea Weight = 2 lb.</p>	
<p>BCOTT</p>	<p>Outlet Trim Tivoli- 6"X8"- Boulder Creek (6)- OT15 Sold by = ea Weight = 2 lb.</p>	
<p>BCPBA</p>	<p>Prairie Bluff Alpine Flats- Boulder Creek- 12 Sq Ft- S5835-16 (SUP) Sold by = CTN Weight = 121 lb.</p>	
<p>BCPBAC</p>	<p>Prairie Bluff Alpine Corners- Boulder Creek- 8 Lf- S5835-16CR (SUP) Sold by = CTN Weight = 83 lb.</p>	
<p>BCRLTAT</p>	<p>Rectangle Light Trim Ant Tan- 8"X12"- Boulder Creek (3)- LTR30 Sold by = ea Weight = 2 lb.</p>	
<p>BCRLTLG</p>	<p>Rectangle Light Trim Light Gray- 8"X12"- Boulder Creek (3)- LTR10 Sold by = ea Weight = 2 lb.</p>	
<p>BCRLTP</p>	<p>Rectangle Light Trim Ponderosa- 8"X12"- Boulder Creek (3)- LTR00 Sold by = ea Weight = 2 lb.</p>	
<p>BCRLTT</p>	<p>Rectangle Light Trim Tivoli- 8"X12"- Boulder Creek (3)- LTR15 Sold by = ea Weight = 2 lb.</p>	
<p>BCRRMB</p>	<p>River Rock Mn Blend Flats- Boulder Creek- 13.5 Sq Ft- S4385-8 (SUP) Sold by = CTN Weight = 122 lb.</p>	
<p>BCRRMBC</p>	<p>River Rock Mn Blend Corners- Boulder Creek- 8 Lf- S4385-8CR (SUP) Sold by = CTN Weight = 74 lb.</p>	

<p>BCRRNOB</p>	<p>River Rock Northern Blend Flats- Boulder Creek- 13.5 Sq Ft- S4345-8 (SUP) Sold by = CTN Weight = 122 lb.</p>	
<p>BCRRNOBC</p>	<p>River Rock Northern Blend Corners- Boulder Creek- 8 Lf- S4345-8CR (SUP) Sold by = CTN Weight = 74 lb.</p>	
<p>BCSAT</p>	<p>Chiseled Face Sill Ant Tan- 3"X3"X24"- Boulder Creek (12)- SLCH-820 Sold by = ea Weight = 10 lb.</p>	
<p>BCSC</p>	<p>Chiseled Face Sill Cheyenne- 3"X3"X24"- Boulder Creek (12)- SLCH-850 Sold by = ea Weight = 10 lb.</p>	
<p>BCSLG</p>	<p>Chiseled Face Sill Light Gray- 3"X3"X24"- Boulder Creek (12)- SLCH-870 Sold by = ea Weight = 10 lb.</p>	
<p>BCSLMG</p>	<p>Se Ledgestone Misty Gray Flats- Boulder Creek- 13.5 Sq Ft- S6134-15 (SUP) Sold by = CTN Weight = 126 lb.</p>	
<p>BCSLMGC</p>	<p>Se Ledgestone Misty Gray Corners- Boulder Creek- 8 Lf- S6134-15CR (SUP) Sold by = CTN Weight = 93 lb.</p>	
<p>BCSP</p>	<p>Chiseled Face Sill Ponderosa- 3"X3"X24"- Boulder Creek (12)- SLCH-800 Sold by = ea Weight = 10 lb.</p>	
<p>BCST</p>	<p>Chiseled Face Sill Tivoli- 3"X3"X24"- Boulder Creek (12)- SLCH-815 Sold by = ea Weight = 10 lb.</p>	
<p>BCWCLAERO</p>	<p>Aero Gray Flats- Waypost Classic Ledge- 12 Sq Ft- SS200 Sold by = CTN Weight = 125 lb.</p>	
<p>BCWCLAEROC</p>	<p>Aero Gray Corners- Waypost Classic Ledge- 4.5 Lf- SS200-CR Sold by = CTN Weight = 115 lb.</p>	
<p>BCWCLASH</p>	<p>Ash Gray Flats- Waypost Classic Ledge- 12 Sq Ft- SS210 Sold by = CTN Weight = 125 lb.</p>	

<p>BCWCLASHC</p>	<p>Ash Gray Corners- Waypost Classic Ledge- 4.5 Lf- SS210-CR Sold by = CTN Weight = 115 lb.</p>	
<p>BCWCLF</p>	<p>Fresco Flats-Waypost Classic Ledge- 12 Sq Ft- SS240 Sold by = CTN Weight = 125 lb.</p>	
<p>BCWCLFC</p>	<p>Fresco Corners- Waypost Classic Ledge- 4.5 Lf- SS240-CR Sold by = CTN Weight = 115 lb.</p>	
<p>BCWIAT</p>	<p>Waypost ISC - Antique Tan 2.25"X2.25"X18" (12) CT50 Sold by = ea Weight = 6 lb.</p>	
<p>BCWILG</p>	<p>Waypost ISC - Light Gray 2.25"X2.25"X18" (12) CT40 Sold by = ea Weight = 6 lb.</p>	
<p>BCWIP</p>	<p>Waypost ISC - Ponderosa 2.25"X2.25"X18" (12) CT30 Sold by = ea Weight = 6 lb.</p>	
<p>BCWIT</p>	<p>Waypost ISC - Tivoli 2.25"X2.25"X18" (12) CT60 Sold by = ea Weight = 6 lb.</p>	
<p>BCWLA</p>	<p>Western Ledge Stak Appaloosa Flats- Boulder Creek- 10 Sq Ft- S4900-2 Sold by = CTN Weight = 121 lb.</p>	
<p>BCWLAC</p>	<p>Western Ledge Stak Appaloosa Corners- Boulder Creek- 8 Lf- S4900-2CR Sold by = CTN Weight = 96 lb.</p>	
<p>BCWLL</p>	<p>Western Ledge Stak Lasino Flats- Boulder Creek- 10 Sq Ft- S4925-5 Sold by = CTN Weight = 121 lb.</p>	
<p>BCWLLC</p>	<p>Western Ledge Stak Lasino Corners- Boulder Creek- 8 Lf- S4925-5CR Sold by = CTN Weight = 96 lb.</p>	
<p>BCWMSC</p>	<p>Chablis Flats- Waypost Modern Stak- 12 Sq Ft- SS120 Sold by = CTN Weight = 125 lb.</p>	

BCWMSCC	Chablis Corners- Waypost Modern Stak- 4.5 Lf- SS120-CR	
	Sold by = CTN Weight = 115 lb.	
BCWMSM	Merlot Flats- Waypost Modern Stak- 12 Sq Ft- SS100	
	Sold by = CTN Weight = 125 lb.	
BCWMSMC	Merlot Corners- Waypost Modern Stak- 4.5 Lf- SS100-CR	
	Sold by = CTN Weight = 115 lb.	
BCWMSR	Riesling Flats- Waypost Modern Stak- 12 Sq Ft- SS160	
	Sold by = CTN Weight = 125 lb.	
BCWMSRC	Riesling Corners- Waypost Modern Stak- 4.5 Lf- SS160-CR	
	Sold by = CTN Weight = 115 lb.	
BCWPL	Waypost Plastic Lath- 4" X 8' (50)	
	Sold by = ea Weight = 1 lb.	
BCWSAT	Waypost Ant Tan Mortar Free Sill- 3"X3"X30"- (8) CFS50	
	Sold by = ea Weight = 12 lb.	
BCWSLG	Waypost Light Gray Mortar Free Sill- 3"X3"X30" (8)- CFS40	
	Sold by = ea Weight = 12 lb.	
BCWSP	Waypost Ponderosa Mortar Free Sill- 3"X3"X30" (8)- CFS30	
	Sold by = ea Weight = 12 lb.	
BCWST	Waypost Tivoli Mortar Free Sill- 3"X3"X30" (8)- CFS60	
	Sold by = ea Weight = 12 lb.	








CACC

Calcium Chloride 50# (55)

Sold by = BAG | Weight = 50 lb.



<p>FO716</p>	<p>Arbec 7/16" 4X8 OSB (86) *Old Forex* Sold by = msf Thickness = 0.437" Width = 48" Length = 96" Weight = 45 lb.</p>	
<p>FP10C</p>	<p>10" Composite Footing Pad (24/Ctn) (28Ctns/Pallet) Sold by = CTN Weight = 30 lb.</p>	
<p>FP12C</p>	<p>12" Composite Footing Pad (16/Ctn) (18Ctns/Pallet) Sold by = CTN Weight = 42 lb.</p>	
<p>FP16C</p>	<p>16" Composite Footing Pad (10/Ctn) (18Ctns/Pallet) Sold by = CTN Weight = 42 lb.</p>	
<p>FP20C</p>	<p>20" Composite Footing Pad (4/Ctn) (20Ctns/Pallet) Sold by = CTN Weight = 38 lb.</p>	
<p>FP24C</p>	<p>24" Composite Footing Pad (4/Ctn) (16Ctns/Pallet) Sold by = CTN Weight = 54 lb.</p>	
<p>HM10</p>	<p>10" X 8' Handi-Man Forms **3 Sold by = BDL Width = 10" Length = 96" Weight = 27 lb.</p>	
<p>HM12</p>	<p>12" X 8' Handi-Man Forms**3 Sold by = BDL Width = 12" Length = 96" Weight = 33 lb.</p>	
<p>HM148</p>	<p>14" X 8' Concrete Tube Standard Wall Sold by = PC Width = 14" Length = 96" Weight = 32 lb.</p>	
<p>HM1612</p>	<p>16" X 12' Concrete Tubes Standard Wall Sold by = PC Weight = 52 lb.</p>	
<p>HM168</p>	<p>16" X 8' Concrete Tube Standard Wall Sold by = PC Width = 16" Length = 96" Weight = 34 lb.</p>	
<p>HM1812</p>	<p>18" X 12' Concrete Tubes Standard Wall Sold by = PC Weight = 59 lb.</p>	

<p>HM188</p>	<p>18" X 8' Concrete Tube Standard Wall Sold by = PC Width = 18" Length = 96" Weight = 38 lb.</p>	
<p>HM2412</p>	<p>24" X 12' Concrete Tubes Standard Wall Sold by = PC Weight = 65 lb.</p>	
<p>HM248</p>	<p>24" X 8' Concrete Tube Standard Wall Sold by = PC Width = 24" Length = 96" Weight = 43 lb.</p>	
<p>HM8</p>	<p>8" X 8' Handi-Man Forms **3 Sold by = BDL Width = 8" Length = 96" Weight = 20 lb.</p>	
<p>HMBF24</p>	<p>24" Big Foot Footing Forms Accepts 8" & 10" Handi-Mans Sold by = ea Width = 24" Length = 36" Weight = 4 lb.</p>	
<p>HMBF28</p>	<p>28" Big Foot Footing Forms Accepts 10" & 12" Handi-Mans Sold by = ea Width = 28" Length = 48" Weight = 5 lb.</p>	
<p>HMBF36</p>	<p>36" Big Foot Footing Forms Accepts 12" To 18" Handi-Mans Sold by = ea Width = 36" Length = 48" Weight = 10 lb.</p>	

QUFM

Bag - 50# Field Marker (48) (101145)

Sold by = BAG | Weight = 50 lb.










JMGB

JM 1/2" 3X5 Goboard Tile Backer- Full Unit Only (60) (SUP)




Sold by = UN | Width = 36" Length = 60" Weight = 8 lb.



<p>NVB4AR</p>	<p>4" Split Nova Brik Arlington Blend (480) Sold by = ea Weight = 5.9 lb.</p>	
<p>NVB4AS</p>	<p>4" Split Nova Brik Aspen (480) Sold by = ea Weight = 5.9 lb.</p>	
<p>NVB4CH</p>	<p>4" Split Nova Brik Charcoal (480) Sold by = ea Weight = 5.9 lb.</p>	
<p>NVB4DS</p>	<p>4" Split Nova Brik Desert Sand (480) Sold by = ea Weight = 5.9 lb.</p>	
<p>NVB4H</p>	<p>4" Split Nova Brik Harvest Blend (480) Sold by = ea Weight = 5.9 lb.</p>	
<p>NVB4SM</p>	<p>4" Split Nova Brik Smokey Mountain Blend (480) Sold by = ea Weight = 5.9 lb.</p>	
<p>NVB4W</p>	<p>4" Split Nova Brik Walnut (480) Sold by = ea Weight = 5.9 lb.</p>	
<p>NVIAR</p>	<p>Nova Brik Inside Corner 90 Deg Arlington Blend (84) Sold by = ea Weight = 6 lb.</p>	
<p>NVIAS</p>	<p>Nova Brik Inside Corner 90 Deg Aspen (84) Sold by = ea Weight = 6 lb.</p>	
<p>NVICH</p>	<p>Nova Brik Inside Corner 90 Deg Charcoal (84) Sold by = ea Weight = 6 lb.</p>	
<p>NVIDS</p>	<p>Nova Brik Inside Corner 90 Deg Desert Sand (84) Sold by = ea Weight = 6 lb.</p>	
<p>NVIH</p>	<p>Nova Brik Inside Corner 90 Deg Harvest Blend (84) Sold by = ea Weight = 6 lb.</p>	

<p>NVISM</p>	<p>Nova Brik Inside Corner 90 Deg Smokey Mountain Blend (84) Sold by = ea Weight = 6 lb.</p>	
<p>NVIW</p>	<p>Nova Brik Inside Corner 90 Deg Walnut (84) Sold by = ea Weight = 6 lb.</p>	
<p>NVOAR</p>	<p>Nova Brik 90 Dg New Gen. Outside Corner Arlington Blend (240) Sold by = ea Weight = 6 lb.</p>	
<p>NVOAS</p>	<p>Nova Brik 90 Dg New Gen. Outside Corner Aspen (240) Sold by = ea Weight = 6 lb.</p>	
<p>NVOCH</p>	<p>Nova Brik 90 Dg New Gen. Outside Corner Charcoal (240) Sold by = ea Weight = 6 lb.</p>	
<p>NVODS</p>	<p>Nova Brik 90 Dg New Gen. Outside Corner Desert Sand (240) Sold by = ea Weight = 6 lb.</p>	
<p>NVOH</p>	<p>Nova Brik 90 Dg New Gen. Outside Corner Harvest Blend (240) Sold by = ea Weight = 6 lb.</p>	
<p>NVOSM</p>	<p>Nova Brik 90 Dg New Gen. Outside Corner Smokey Mountain Blend (240) Sold by = ea Weight = 6 lb.</p>	
<p>NVOW</p>	<p>Nova Brik 90 Dg New Gen. Outside Corner Walnut (240) Sold by = ea Weight = 6 lb.</p>	
<p>NVP</p>	<p>Nova Brik Pallet Sold by = ea Weight = 55 lb.</p>	
<p>NVS4</p>	<p>Nova Brik Starter Strip 8' (10) Sold by = ea Weight = 5 lb.</p>	
<p>NVSCC</p>	<p>Nova Brik Corner Channel 4' Steel (20) Sold by = ea Weight = 3 lb.</p>	

<p>NVWC4AR</p>	<p>Nova Brik Wainscot Cap Split Arlington (252) Sold by = ea Weight = 8 lb.</p>	
<p>NVWC4AS</p>	<p>Nova Brik Wainscot Cap Split Aspen (252) Sold by = ea Weight = 8 lb.</p>	
<p>NVWC4CH</p>	<p>Nova Brik Wainscot Cap Split Charcoal (252) Sold by = ea Weight = 8 lb.</p>	
<p>NVWC4DS</p>	<p>Nova Brik Wainscot Cap Split Desert Sand (252) Sold by = ea Weight = 8 lb.</p>	
<p>NVWC4H</p>	<p>Nova Brik Wainscot Cap Split Harvest Blend (252) Sold by = ea Weight = 8 lb.</p>	
<p>NVWC4SM</p>	<p>Nova Brik Wainscot Cap Split Smokey Mountain Blend (252) Sold by = ea Weight = 8 lb.</p>	
<p>NVWC4W</p>	<p>Nova Brik Wainscot Cap Split Walnut (252) Sold by = ea Weight = 8 lb.</p>	
<p>NVWSAR</p>	<p>Nova Brik Window Sill Arlington (114) Sold by = ea Weight = 14 lb.</p>	
<p>NVWSAS</p>	<p>Nova Brik Window Sill Aspen (114) Sold by = ea Weight = 14 lb.</p>	
<p>NVWSCH</p>	<p>Nova Brik Window Sill Charcoal (114) Sold by = ea Weight = 14 lb.</p>	
<p>NVWSDS</p>	<p>Nova Brik Window Sill Desert Sand (114) Sold by = ea Weight = 14 lb.</p>	
<p>NVWSH</p>	<p>Nova Brik Window Sill Harvest Blend (114) Sold by = ea Weight = 14 lb.</p>	

NVWSSM	Nova Brik Window Sill Smokey Mountain Blend (114) Sold by = ea Weight = 14 lb.	
NVWSW	Nova Brik Window Sill Walnut (114) Sold by = ea Weight = 14 lb.	
NVWT	Nova Brik Window Trim 8' Vinyl (20) Sold by = ea Weight = 3 lb.	

QUCEMP









Bag - 92.6# Portland-Limestone Cement (40) (100908)




Sold by = BAG | Weight = 92.6 lb.



DTC	Sump Cover (Only) - Slotted Sold by = ea Weight = 2 lb.	
DTC4	Drain Tile Coupling 4" (50/Bag) Sold by = ea Weight = 0.2 lb.	
DTC6	Drain Tile Coupling 6"(20/Bag) Sold by = ea Weight = 0.5 lb.	
DTE4	Drain Tile Elbow 4" (25/Bag) Sold by = ea Weight = 1 lb.	
DTP41	Drain Tile Perf 4" X 100' Sold by = ROLL Weight = 31 lb.	
DTP42	Drain Tile Perf 4" X 250' Sold by = ROLL Weight = 78 lb.	
DTP61	Drain Tile Perf 6" X 100' Sold by = ROLL Weight = 70 lb.	
DTPL4	Drain Tile Internal Plug 4" (50/Bag) Sold by = ea Weight = 0.2 lb.	
DTPL6	Drain Tile Internal Plug 6" (20/Bag) Sold by = ea Weight = 0.2 lb.	
DTPS41	Drain Tile Perf W/Sock 4"X100' Sold by = ROLL Weight = 33 lb.	
DTPS42	Drain Tile Perf W/Sock 4"X250' Sold by = ROLL Weight = 84 lb.	
DTPS61	Drain Tile Perf W/Sock 6"X100' Sold by = ROLL Weight = 70 lb.	

<p>DTRC</p>	<p>Radon Cover W/ Gaskets-Solid Sold by = ea Weight = 3 lb.</p>	
<p>DTS</p>	<p>Sump (Only) Basin 18"X24" Sold by = ea Weight = 8 lb.</p>	
<p>DTS41</p>	<p>Drain Tile Solid 4" X 100' Sold by = ROLL Weight = 31 lb.</p>	
<p>DTS61</p>	<p>Drain Tile Solid 6" X 100' Sold by = ROLL Weight = 70 lb.</p>	
<p>DTSE</p>	<p>6" Sump Extension Sold by = ea Weight = 3 lb.</p>	
<p>DTT34</p>	<p>Drain Tile Tee 4"/3" Combo (25/Bag) Sold by = ea Weight = 1 lb.</p>	
<p>DTT4</p>	<p>Drain Tile-4" Tee (25/Bag) Sold by = ea Weight = 1 lb.</p>	
<p>DTT6</p>	<p>Drain Tile 6" Blind Tee (5/Bag) Sold by = ea Weight = 2 lb.</p>	
<p>DTW4</p>	<p>Drain Tile Wye 4" (15/Bag) Sold by = ea Weight = 1 lb.</p>	
<p>DTW6</p>	<p>Drain Tile Wye 6" (5/Bag) Sold by = ea Weight = 2 lb.</p>	

<p>R212FCH</p>	<p>2 1/2"-3" Rebar Chair For #3-#8 Bar (250/Ctn) Sold by = CTN Weight = 30 lb.</p>	
<p>R2FCH</p>	<p>2" Rebar Chair For #3/#4 Bar (800/Ctn) Sold by = CTN Weight = 20 lb.</p>	
<p>R338</p>	<p>Rebar #3 3/8" Gr60 20' (266-270-280/Bdl) Import Sold by = ea Thickness = 0.375" Width = 0.375" Length = 240" Weight = 7.52 lb.</p>	
<p>R3G</p>	<p>Gatorbar #3 3/8" 20' (25 Ea/Bdl, Full Bdl Only) Sold by = ea Thickness = 0.375" Width = 0.375" Length = 240" Weight = 2 lb.</p>	
<p>R3GC</p>	<p>Gatorbar #3 90* Bends Sold by = ea Weight = 1 lb.</p>	
<p>R412</p>	<p>Rebar #4 1/2" Gr60 20' (150/Bdl) Import Sold by = ea Thickness = 0.5" Width = 0.5" Length = 240" Weight = 13.33 lb.</p>	
<p>R4124</p>	<p>Rebar #4 1/2" Gr40 20' (150/Bdl) Import Sold by = ea Thickness = 0.5" Width = 0.5" Length = 240" Weight = 13.33 lb.</p>	
<p>R412D</p>	<p>Rebar #4 1/2" Gr60 20' (150/Bdl) Domestic Sold by = ea Thickness = 0.5" Width = 0.5" Length = 240" Weight = 13.33 lb.</p>	
<p>R4G</p>	<p>Gatorbar #4 1/2" 20' (14 Ea/Bdl, Full Bdl Only) Sold by = ea Thickness = 0.5" Width = 0.5" Length = 240"</p>	
<p>R558</p>	<p>Rebar #5 5/8" Gr60 20' (96/Bdl) Import Sold by = ea Thickness = 0.625" Width = 0.625" Length = 240" Weight = 20.83 lb.</p>	
<p>TY</p>	<p>Tie Wire Coils 16Ga Black All Purpose/Re-Bar 340' (20/Ctn) Sold by = CTN Weight = 48 lb.</p>	
<p>TYT</p>	<p>Hand Tying Tool For Wire Ties Wood Handle Sold by = ea Weight = 1 lb.</p>	

TYWT5	5" Dbl Looped 16 Ga Wire Ties Black Annealed (5M) Sold by = BAG Weight = 34 lb.	
WM	Wire Mesh Roll 5'X150' 6-6 10-10 (15/Unit) Sold by = ROLL Weight = 157.5 lb.	
WMFS	Wire Mesh Flat Sheets 4'X8' 6-6 10-10 (100/Bdl) Sold by = BDL Weight = 670 lb.	

SAFIS50

50# Fine Industrial Sand from Red Flint (60)

Sold by = BAG | Weight = 50 lb.



SARF50

50# Red Flint Regular Industrial Sand (60)

Sold by = BAG | Weight = 50 lb.



ICE20

Bag - 20# Ice Melter "Blue Zap" (120)

Sold by = BAG | Weight = 20 lb.



ICE50

Bag - 50# Ice Melter "Blue Zap" (48)





Sold by = BAG | Weight = 50 lb.



Concrete Products, Sand, Brick & Stone Siding / Sand

Product Notes: **2.2 Uniblast** - Used for removal of light corrosion, new steel welding, or profiling. General maintenance and cleaning, cast metal finishing and deburring, mill scale removal.

3.0 Uniblast - Used for removal of rust and scale, pitted steel preparation. Concrete preparation for polymer overlays.

SAND2000	Bulk - 2000# Sand "Cherry Stone Grit #2" BOM#105242 Sold by = ea Weight = 2000 lb.	
QUSAT60	Bag - 60# Tube Sand (Poly Woven Bag) (42) (106610) Sold by = BAG Thickness = 4.5" Width = 10" Length = 18" Weight = 60 lb.	
QUPS	Bag - .5 Cu. Ft. Play Sand (Plastic Bag) (56) (106090) Sold by = BAG Thickness = 4.5" Width = 10" Length = 18" Weight = 50 lb.	
SASIL4075	3.0 4075 Silica Sand 50# (63/64) Sold by = BAG Weight = 50 lb.	
SASIL50	2.2 5020 Silica Sand 50# (63) Sold by = BAG Weight = 50 lb.	

Concrete Products, Sand, Brick & Stone Siding / Spec Mix

Product Notes: **Mortar Portland Lime & Sand Mix:** A quality-controlled pre-blend of mortar mix containing Portland cement, hydrated lime & sand. It is designed for block, brick and stone masonry construction. Accepted for all types of masonry construction. TYPE N
Stone Veneer Adhered Mortar Mix: An all-purpose product used to adhere precast masonry veneer units to base surfaces.
Scratch & Base Coat: A pre-blended mortar mix that bonds pre-cast, lightweight masonry veneer units to base surfaces such as in-place masonry, concrete or galvanized, expanded metal lath. Coverage = 30-40 sq. ft./Bag

QUJG	Bag - 80# Vm-03 Joint Grout (Stone Veneer Mortar) Spec Mix (40) (108404)	
	Sold by = BAG Thickness = 6" Width = 14" Length = 25" Weight = 80 lb.	
QUSBC	Bag - 80# VM-02 Scratch & Base Coat (Stone Veneer) Spec Mix (40) (108540)	
	Sold by = BAG Thickness = 6" Width = 14" Length = 25" Weight = 80 lb.	
QUSMN	Bag - 80# PL-04 Type "N" Spec Mix Portland Lime & Sand (40) (101212)	
	Sold by = BAG Thickness = 6" Width = 14" Length = 25" Weight = 80 lb.	
QUSMS	Bag - 80# PL-03 Type "S" Spec Mix Portland Lime & Sand (40) (101013)	
	Sold by = BAG Thickness = 6" Width = 14" Length = 25" Weight = 80 lb.	
QUSV	Bag - 80# VM-01 Adhered Stone Veneer Mortar-S (40) (109454)	
	Sold by = BAG Thickness = 6" Width = 14" Length = 25" Weight = 80 lb.	

Concrete Products, Sand, Brick & Stone Siding / Twin City Concrete Products

Product Notes: Concrete Mix: Sets hard in a few minutes. Walk-on times less than an hour.

Mortar Mix: For use in laying brick, block or stone. Also for repointing existing brick, block or stone walls, and for stuccoing. A blend of masonry cement and graded sand.

Sand Mix: For grouting masonry walls and laying flagstone and paving bricks. Use when application calls for 2" or less. Mixture of Portland cement and graded sand.

<p>QUA10</p>	<p>Quickrete - Anchor Cement 10# (4) #109337 *Pail Sold by = ea Weight = 10 lb.</p>	
<p>QUBAG</p>	<p>Concrete Bonding Adhesive/Additive 1-Gal (4) *Gal Sold by = ea Weight = 8 lb.</p>	
<p>QUBP</p>	<p>Bag - 50# Quikrete Commercial Blacktop Patch (56) (109958) Sold by = BAG Thickness = 4.5" Width = 10" Length = 18" Weight = 60 lb.</p>	
<p>QUC</p>	<p>60# Concrete Mix Bag - Sakrete (56) (100171) Sold by = BAG Thickness = 4.5" Width = 10" Length = 18" Weight = 60 lb.</p>	
<p>QUC5000</p>	<p>80# QUIKRETE 5000 CONCRETE MIX (40) #104624 Sold by = BAG Thickness = 4.5" Width = 10" Length = 18" Weight = 80 lb.</p>	
<p>QUC80</p>	<p>80# Concrete Mix Bag (40) Sold by = BAG Thickness = 6" Width = 14" Length = 25" Weight = 80 lb.</p>	
<p>QUCCBR</p>	<p>10 Oz. Bottle - Quikrete Cement Color Brown (6) (105508) Sold by = ea Weight = 2 lb.</p>	
<p>QUCCBU</p>	<p>10 Oz. Bottle - Quikrete Cement Color Buff (6) (105509) Sold by = ea Weight = 2 lb.</p>	
<p>QUCCC</p>	<p>10 Oz. Bottle - Quikrete Cement Color Charcoal (6) (105507) Sold by = ea Weight = 2 lb.</p>	
<p>QUCCR</p>	<p>10 Oz. Bottle - Quikrete Cement Color Red (6) (105510) Sold by = ea Weight = 2 lb.</p>	
<p>QUFC</p>	<p>Bag - 50# Akona (Gray) Foundation Coating Cement (56) (102621) Sold by = BAG Thickness = 4.5" Width = 10" Length = 18" Weight = 50 lb.</p>	
<p>QUFSC</p>	<p>Fast-Setting Concrete Mix 50# Bag (56) Sold by = BAG Thickness = 4.5" Width = 10" Length = 18" Weight = 50 lb.</p>	


Concrete Products, Sand, Brick & Stone Siding / Twin City Concrete Products





Product Notes: **Concrete Mix:** Sets hard in a few minutes. Walk-on times less than an hour.













Mortar Mix: For use in laying brick, block or stone. Also for repointing existing brick, block or stone walls, and for stuccoing. A blend of masonry cement and graded sand.












Sand Mix: For grouting masonry walls and laying flagstone and paving bricks. Use when application calls for 2" or less. Mixture of Portland cement and graded sand.

QUM	Bag - 60# Mortar Mix- Sakrete (56) (100770) Sold by = BAG Thickness = 4.5" Width = 10" Length = 18" Weight = 60 lb.	
QUQ	Bag - 50# Quikwall (Gray) Surface Bonding Cement (35) (101359) Sold by = BAG Thickness = 4.5" Width = 10" Length = 18" Weight = 50 lb.	
QUS	Bag - 60# Sand Mix Sakrete (56) (100397) Sold by = BAG Thickness = 4.5" Width = 10" Length = 18" Weight = 60 lb.	
QUVP10	Bag - 10# Akona Vinyl Cement Patch (4) (102633) Sold by = CTN Thickness = 4.5" Width = 10" Length = 18" Weight = 40 lb.	
QUVP40	Bag - 40# Akona Vinyl Cement Patch (28) (104452) Sold by = BAG Thickness = 4.5" Width = 10" Length = 18" Weight = 40 lb.	

<p>AE24BO</p>	<p>Armadillo 2X4X12' Bourbon Sold by = ea Thickness = 2" Width = 4" Length = 144" Weight = 28 lb.</p>	
<p>AE24FI</p>	<p>Armadillo 2X4X12' Firewood Sold by = ea Thickness = 2" Width = 4" Length = 144" Weight = 28 lb.</p>	
<p>AE24ME</p>	<p>Armadillo 2X4X12' Mesa Sold by = ea Thickness = 2" Width = 4" Length = 144" Weight = 28 lb.</p>	
<p>AE24ST</p>	<p>Armadillo 2X4X12' Steel Wool Sold by = ea Thickness = 2" Width = 4" Length = 144" Weight = 28 lb.</p>	
<p>AE24TW</p>	<p>Armadillo 2X4X12' Twilight Sold by = ea Thickness = 2" Width = 4" Length = 144" Weight = 28 lb.</p>	
<p>AEES</p>	<p>Armadillo End Sealer Clear 3 Oz Can Sold by = ea Weight = 1 lb.</p>	
<p>AEFBO</p>	<p>Fascia Bourbon Armadillo 1/2"X12-7/16"X12' Sold by = ea Thickness = 0.45" Width = 12.44" Length = 144" Weight = 31.67 lb.</p>	
<p>AEFFI</p>	<p>Fascia Firewood Armadillo 1/2"X12-7/16"X12' Sold by = ea Thickness = 0.45" Width = 12.44" Length = 144" Weight = 31.67 lb.</p>	
<p>AEFME</p>	<p>Fascia Mesa Armadillo 1/2"X12-7/16"X12' Sold by = ea Thickness = 0.45" Width = 12.44" Length = 144" Weight = 31.67 lb.</p>	
<p>AEFST</p>	<p>Fascia Steel Wool Armadillo 1/2"X12-7/16"X12' Sold by = ea Thickness = 0.45" Width = 12.44" Length = 144" Weight = 31.67 lb.</p>	
<p>AEFTW</p>	<p>Fascia Twilight Armadillo 1/2"X12-7/16"X12' Sold by = ea Thickness = 0.45" Width = 12.44" Length = 144" Weight = 31.67 lb.</p>	
<p>AEG12BO</p>	<p>12' Grooved Bourbon 5/4X6" Armadillo Decking (48) Sold by = ea Thickness = 1" Width = 6" Length = 144" Weight = 24 lb.</p>	

<p>AEG12FI</p>	<p>12' Grooved Firewood 5/4X6" Armadillo Decking (48) Sold by = ea Thickness = 1" Width = 6" Length = 144" Weight = 24 lb.</p>	
<p>AEG12ME</p>	<p>12' Grooved Mesa 5/4X6" Armadillo Decking (48) Sold by = ea Thickness = 1" Width = 6" Length = 144" Weight = 24 lb.</p>	
<p>AEG12ST</p>	<p>12' Grooved Steel Wool 5/4X6" Armadillo Decking (48) Sold by = ea Thickness = 1" Width = 6" Length = 144" Weight = 24 lb.</p>	
<p>AEG12TW</p>	<p>12' Grooved Twilight 5/4X6" Armadillo Decking (48) Sold by = ea Thickness = 1" Width = 6" Length = 144" Weight = 24 lb.</p>	
<p>AEG16BO</p>	<p>16' Grooved Bourbon 5/4X6" Armadillo Decking (48) Sold by = ea Thickness = 1" Width = 6" Length = 192" Weight = 32 lb.</p>	
<p>AEG16FI</p>	<p>16' Grooved Firewood 5/4X6" Armadillo Decking (48) Sold by = ea Thickness = 1" Width = 6" Length = 192" Weight = 32 lb.</p>	
<p>AEG16ME</p>	<p>16' Grooved Mesa 5/4X6" Armadillo Decking (48) Sold by = ea Thickness = 1" Width = 6" Length = 192" Weight = 32 lb.</p>	
<p>AEG16ST</p>	<p>16' Grooved Steel Wool 5/4X6" Armadillo Decking (48) Sold by = ea Thickness = 1" Width = 6" Length = 192" Weight = 32 lb.</p>	
<p>AEG16TW</p>	<p>16' Grooved Twilight 5/4X6" Armadillo Decking (48) Sold by = ea Thickness = 1" Width = 6" Length = 192" Weight = 32 lb.</p>	
<p>AEG20BO</p>	<p>20' Grooved Bourbon 5/4X6" Armadillo Decking (48) Sold by = ea Thickness = 1" Width = 6" Length = 240" Weight = 40 lb.</p>	
<p>AEG20FI</p>	<p>20' Grooved Firewood 5/4X6" Armadillo Decking (48) Sold by = ea Thickness = 1" Width = 6" Length = 240" Weight = 40 lb.</p>	
<p>AEG20ME</p>	<p>20' Grooved Mesa 5/4X6" Armadillo Decking (48) Sold by = ea Thickness = 1" Width = 6" Length = 240" Weight = 40 lb.</p>	









<p>AEG20ST</p>	<p>20' Grooved Steel Wool 5/4X6"Armadillo Decking (48) Sold by = ea Thickness = 1" Width = 6" Length = 240" Weight = 40 lb.</p>	
<p>AEG20TW</p>	<p>20' Grooved Twilight 5/4X6"Armadillo Decking (48) Sold by = ea Thickness = 1" Width = 6" Length = 240" Weight = 40 lb.</p>	
<p>AELBB</p>	<p>Armadillo Railing Systems Hand Rail Bracket Black #72808 (DISC. WHEN GONE) Sold by = ea Weight = 2 lb.</p>	
<p>AELBT</p>	<p>Armadillo Railing Systems Hand Rail Bracket Tan #72608 (DISC. WHEN GONE) Sold by = ea Weight = 2 lb.</p>	
<p>AELBW</p>	<p>Armadillo Railing Systems Hand Rail Bracket White #72308 (DISC. WHEN GONE) Sold by = ea Weight = 2 lb.</p>	
<p>AEPCB</p>	<p>Armadillo Post Cap 4X4 -Black (24/Unit) (DISC. WHEN GONE) Sold by = ea Thickness = 4" Width = 4" Weight = 1 lb.</p>	
<p>AEPS45B</p>	<p>Armadillo Post Sleeve 4X4X45"-Black (24/Unit) (DISC. WHEN GONE) Sold by = ea Thickness = 4" Width = 4" Length = 45" Weight = 5 lb.</p>	
<p>AEPSKB</p>	<p>Armadillo Post Skirt 4X4 -Black (24/Unit) (DISC. WHEN GONE) Sold by = ea Thickness = 4" Width = 4" Weight = 1 lb.</p>	
<p>AERBO</p>	<p>Riser Bourbon Armadillo 1/2" X7-1/4"X12' Sold by = ea Thickness = 0.45" Width = 7.25" Length = 144" Weight = 18.33 lb.</p>	
<p>AERFI</p>	<p>Riser Firewood Armadillo 1/2" X7-1/4"X12' Sold by = ea Thickness = 0.45" Width = 7.25" Length = 144" Weight = 18.33 lb.</p>	
<p>AERME</p>	<p>Riser Mesa Armadillo 1/2" X7-1/4"X12' Sold by = ea Thickness = 0.45" Width = 7.25" Length = 144" Weight = 18.33 lb.</p>	
<p>AERST</p>	<p>Riser Steel Wool Armadillo 1/2" X7-1/4"X12' Sold by = ea Thickness = 0.45" Width = 7.25" Length = 144" Weight = 18.33 lb.</p>	

<p>AERTW</p>	<p>Riser Twilight Armadillo 1/2" X7-1/4"X12' Sold by = ea Thickness = 0.45" Width = 7.25" Length = 144" Weight = 18.33 lb.</p>	
<p>AES20BO</p>	<p>20' 6" Solid Bourbon 5/4X6" Armadillo Decking (48) Sold by = ea Thickness = 1" Width = 6" Length = 246" Weight = 42.25 lb.</p>	
<p>AES20FI</p>	<p>20' 6" Solid Firewood 5/4X6" Armadillo Decking (48) Sold by = ea Thickness = 1" Width = 6" Length = 246" Weight = 42.25 lb.</p>	
<p>AES20ME</p>	<p>20' 6" Solid Mesa 5/4X6" Armadillo Decking (48) Sold by = ea Thickness = 1" Width = 6" Length = 246" Weight = 42.25 lb.</p>	
<p>AES20ST</p>	<p>20' 6" Solid Steel Wool 5/4X6" Armadillo Decking (48) Sold by = ea Thickness = 1" Width = 6" Length = 246" Weight = 42.25 lb.</p>	
<p>AES20TW</p>	<p>20' 6" Solid Twilight 5/4X6" Armadillo Decking (48) Sold by = ea Thickness = 1" Width = 6" Length = 246" Weight = 42.25 lb.</p>	
<p>AESBB</p>	<p>Armadillo Railing Systems Stair Rail Bracket Black #72809 (DISC. WHEN GONE) Sold by = ea Weight = 2 lb.</p>	
<p>AESBT</p>	<p>Armadillo Railing Systems Stair Rail Bracket Tan #72609 (DISC. WHEN GONE) Sold by = ea Weight = 2 lb.</p>	
<p>AESBWH</p>	<p>Armadillo Railing Systems Stair Rail Bracket White #72309 (DISC. WHEN GONE) Sold by = ea Weight = 2 lb.</p>	
<p>AESC</p>	<p>Turboclip Starter Clip 12/Bag Sold by = ea Weight = 0.5 lb.</p>	
<p>AETC192</p>	<p>Turboclip Deck Clip**192ct 100sqft Sold by = ea Weight = 1 lb.</p>	
<p>AETC800</p>	<p>Turboclip Deck Clips**800ct 425sqft Sold by = ea Weight = 11.5 lb.</p>	

<p>DA2STEP</p>	<p>2 Step Riser Treated (Stringer) 2X12 #1 Syp (12/Un) Sold by = PC Thickness = 2" Width = 12" Length = 24" Weight = 15 lb.</p>	
<p>DA3STEP</p>	<p>3 Step Riser Treated (Stringer) 2X12 #1 Syp (12/Un) Sold by = PC Thickness = 2" Width = 12" Length = 39" Weight = 10 lb.</p>	
<p>DA4STEP</p>	<p>4 Step Riser Treated (Stringer) 2X12 #1 Syp (12/Un) Sold by = PC Thickness = 2" Width = 12" Length = 54" Weight = 15 lb.</p>	
<p>DA5STEP</p>	<p>5 Step Riser Treated (Stringer) 2X12 #1 Syp (12/Un) Sold by = PC Thickness = 2" Width = 12" Length = 69" Weight = 17 lb.</p>	
<p>DAFB</p>	<p>1X6X6' Treated Fence Board Dog Eared 5/8" Thick (320) Sold by = PC Thickness = 1" Width = 6" Length = 72" Weight = 10 lb.</p>	
<p>DAFBC</p>	<p>1x6x6â€™™ Cedar Fence Board Dog Eared 5/8â€™ Thick (231) Sold by = PC Thickness = 1" Width = 6" Length = 72" Weight = 10 lb.</p>	
<p>DAFPPT</p>	<p>6' H x 8' W Privacy Treated Panel Dog Eared Fence(16/Unit) Sold by = PC Thickness = 2" Width = 72" Length = 96" Weight = 68 lb.</p>	
<p>DAHR2496</p>	<p>2X4-96" Handrail Vancouver 5/Bdl Sold by = PC Thickness = 2" Width = 4" Length = 96" Weight = 10 lb.</p>	
<p>DAHR2696</p>	<p>2X6-96" Handrail Vertical Pattern Grooved 4/Bdl(18 Bdl/Un) Sold by = PC Thickness = 2" Width = 6" Length = 96" Weight = 13 lb.</p>	
<p>DATB1E224216</p>	<p>2X2-42"Beveled 1 End Treatd Baluster **16/Bdl (16 Bdl/Un) Sold by = BDL Thickness = 2" Width = 2" Length = 42" Weight = 32 lb.</p>	
<p>DATB1E224220</p>	<p>2X2-42"Beveled 1 End Treatd Baluster**20/Bdl (16 Bdl/Un) Sold by = BDL Thickness = 2" Width = 2" Length = 42" Weight = 32 lb.</p>	
<p>DATB1E224816</p>	<p>2X2-48"Beveled 1 End Treatd Baluster **16/Bdl (16 Bdl/Un) Sold by = BDL Thickness = 2" Width = 2" Length = 48" Weight = 40 lb.</p>	

DATB1E224820	2X2-48"Beveled 1 End Treatd Baluster **20/Bdl (16 Bdl/Un)	
Sold by = BDL Thickness = 2" Width = 2" Length = 48" Weight = 40 lb.		
DATB2E224216	2X2-42"Beveled 2 End Treatd Baluster **16/Bdl (16 Bdl/Un)	
Sold by = BDL Thickness = 2" Width = 2" Length = 42" Weight = 32 lb.		
DATB2E224220	2X2-42"Beveled 2 End Treatd Baluster **20/Bdl (16 Bdl/Un)	
Sold by = BDL Thickness = 2" Width = 2" Length = 42" Weight = 32 lb.		
DATDP4454	4X4-54"V-Grooved Deco Post 3 1/2" S.E. (4/Bdl) (15 Bdl/Un)	
Sold by = PC Thickness = 4" Width = 4" Length = 54" Weight = 7 lb.		
DATSE229616	Treated 2X2-96" Square End Baluster **12/Bdl (16 Bdl/Un)	
Sold by = BDL Thickness = 2" Width = 2" Length = 96" Weight = 60 lb.		
DATSE229620	Treated 2X2-96"Square End Baluster **20/Bdl (12 Bdl/Un)	
Sold by = BDL Thickness = 2" Width = 2" Length = 96" Weight = 60 lb.		
DAWLCHD	Cedar Heavy Duty Wood Lattice 4'X8' (25)	
Sold by = PC Thickness = 0.5" Width = 48" Length = 96" Weight = 28 lb.		
DAWLT	Reg.Treated Wood Lattice 4'X8' (30)	
Sold by = PC Thickness = 0.5" Width = 48" Length = 96" Weight = 13 lb.		
DAWLTHD	Treated Heavy Duty Wood Lattice 4'X8' (25)	
Sold by = PC Thickness = 0.75" Width = 48" Length = 96" Weight = 28 lb.		

BLENB45	#73018086 Endurance Angle Bracket Kit 45 Deg White *Cloud*	
	Sold by = ea Thickness = 1" Width = 6" Length = 6" Weight = 1 lb.	
BLENBL	#73019016 Endurance Level Mounting Brackets-2 Sets White *Cloud*	
	Sold by = ea Thickness = 1" Width = 6" Length = 6" Weight = 1 lb.	
BLENBS	#73019017 Endurance Stair Mounting Brackets-2 Sets White *Cloud*	
	Sold by = ea Thickness = 1" Width = 6" Length = 6" Weight = 1 lb.	
BLENC4F	#73018076 4" Endurance Flat Cap White *Cloud*	
	Sold by = ea Thickness = 2" Width = 4" Length = 4" Weight = 1 lb.	
BLENC4NE	#73044950 4" Endurance New England Cap White *Cloud*	
	Sold by = ea Thickness = 2" Width = 4" Length = 4" Weight = 1 lb.	
BLENC6E	#73018105 6" Endurance Elite Post Cap White *Cloud*	
	Sold by = ea Thickness = 4" Width = 6" Length = 6" Weight = 1 lb.	
BLENLR10	#73018498 10' Square" Balst. Level Railing Kit-Endurance White *Cloud*	
	Sold by = ea Thickness = 6" Width = 8" Length = 36" Weight = 44 lb.	
BLENLR4	#73018509 4' Square Balst.1 1/4" Level Railing Kit- Endurance White *Cloud*	
	Sold by = ea Thickness = 6" Width = 8" Length = 36" Weight = 16 lb.	
BLENLR6	#73018009 6' Sq Baluster Level Railing Kit-Endurance White *Cloud*	
	Sold by = ea Thickness = 6" Width = 8" Length = 36" Weight = 25 lb.	
BLENLR8	#73018000 8' Sq Baluster Level Railing Kit-Endurance White *Cloud*	
	Sold by = ea Thickness = 6" Width = 8" Length = 36" Weight = 34 lb.	
BLENP36	#73019022 4X4X36" Flush Mount Posts-Endurance *Cloud*	
	Sold by = ea Thickness = 4" Width = 4" Length = 36" Weight = 30 lb.	
BLENPS4108	#61109090 4X4X108 Endurance Post Sleeve White *Cloud*	
	Sold by = ea Thickness = 4" Width = 4" Length = 108" Weight = 10 lb.	






BLENPS439	#73019260/61109087 4"X4"X39 Endurance Post Sleeve White *Cloud*	
	Sold by = ea Thickness = 4" Width = 4" Length = 39" Weight = 5 lb.	
BLENPS445	#61109088 4"X4"X45" Endurance Post Sleeve White *Cloud*	
	Sold by = ea Thickness = 4" Width = 4" Length = 45" Weight = 5 lb.	
BLENPS6108	#73018731 6 X 6 X 108" Endurance Post Sleeve White *Cloud*	
	Sold by = ea Thickness = 6" Width = 6" Length = 108" Weight = 15 lb.	
BLENPW4120W	#73018007 4"X120" 4 Pc/Kit Post Wrap-Endurance White *Cloud*	
	Sold by = ea Thickness = 4" Width = 4" Length = 120" Weight = 20 lb.	
BLENSR6	#73019104 6' Sq Baluster Stair Rail Kit White *Cloud*	
	Sold by = ea Thickness = 6" Width = 8" Length = 36" Weight = 24 lb.	
BLENSR8	#73019116 8' Sq Baluster Stair Rail Kit White *Cloud*	
	Sold by = ea Thickness = 6" Width = 8" Length = 36" Weight = 34 lb.	
BLENTR4E	#73018091 Endurance 4X4 Elite 1 Pc Trim Ring White *Cloud*	
	Sold by = ea Thickness = 2" Width = 4" Length = 4" Weight = 1 lb.	
BLENTRAW	#73018131 Endurance Adj Ratchet Trim Ring 3.5"-6.5" White *Cloud*	
	Sold by = ea Thickness = 2" Width = 4" Length = 4" Weight = 1 lb.	

Decking & Railing / RDI - Avalon Aluminum Railing System

Product Notes: **Level Kits:** Includes Panel, Brackets, Support Foot

Stair Rail Kits: Includes Pre-Assembled Panel & Brackets

Post Kits: Includes posts, connected base plates, sandwich plate, base trim & cap













BLAV44FPCBZ	#73041364 Avalon Flat Post Cap for 4-1/4" x 4-1/4" Posts Matte Bronze Sold by = ea Thickness = 2" Width = 3" Length = 72" Weight = 1 lb.	
BLAV44FPCMB	#73041366 Avalon Flat Post Cap for 4-1/4" x 4-1/4" Posts Matte Black Sold by = ea Thickness = 2" Width = 3" Length = 72" Weight = 1 lb.	
BLAV44FPCWH	#73041367 Avalon Flat Post Cap for 4-1/4" x 4-1/4" Posts White Sold by = ea Thickness = 2" Width = 3" Length = 72" Weight = 1 lb.	
BLAV44MKBZ	#73041360 Avalon Mounting Kit for 4-1/4" x 4 1/4" Posts (Includes trim ring & mounting Sold by = ea Thickness = 4" Width = 4" Length = 45" Weight = 8 lb.	
BLAV44MKMB	#73041362 Avalon Mounting Kit for 4-1/4" x 4 1/4" Posts (Includes trim ring & mounting Sold by = ea Thickness = 4" Width = 4" Length = 45" Weight = 8 lb.	
BLAV44MKWH	#73041363 Avalon Mounting Kit for 4-1/4" x 4 1/4" Posts (Includes trim ring & mounting Sold by = ea Thickness = 4" Width = 4" Length = 45" Weight = 8 lb.	
BLAVBAPBZ	#73019489 Avalon Pellinore Angle Bracket Kit Matte Bronze Sold by = ea Thickness = 2" Width = 4" Length = 7" Weight = 2 lb.	
BLAVBAPSB	#73019319 Avalon Pellinore Angle Bracket Kit Matte Black Sold by = ea Thickness = 2" Width = 4" Length = 7" Weight = 2 lb.	
BLAVBAPWH	#73019318 Avalon Pellinore Angle Bracket Kit White Sold by = ea Thickness = 2" Width = 4" Length = 7" Weight = 2 lb.	
BLAVBATBZ	#73019495 Avalon Tristan Angle Bracket Kit Matte Bronze Sold by = ea Thickness = 2" Width = 4" Length = 7" Weight = 2 lb.	
BLAVBATSB	#73019316 Avalon Tristan Angle Bracket Kit Matte Black Sold by = ea Thickness = 2" Width = 4" Length = 7" Weight = 2 lb.	
BLAVBATWH	#73019315 Avalon Tristan Angle Bracket Kit White Sold by = ea Thickness = 2" Width = 4" Length = 7" Weight = 2 lb.	

Decking & Railing / RDI - Avalon Aluminum Railing System

Product Notes: **Level Kits:** Includes Panel, Brackets, Support Foot

Stair Rail Kits: Includes Pre-Assembled Panel & Brackets

Post Kits: Includes posts, connected base plates, sandwich plate, base trim & cap

<p>BLAVBLOBZ</p>	<p>#73040786 Avalon Oberon Level Bracket Kit Matte Bronze</p> <p>Sold by = ea Thickness = 2" Width = 2" Length = 2" Weight = 1 lb.</p>	
<p>BLAVBLOSB</p>	<p>#73040785 Avalon Oberon Level Bracket Kit Matte Black</p> <p>Sold by = ea Thickness = 2" Width = 4" Length = 7" Weight = 1 lb.</p>	
<p>BLAVBLOWH</p>	<p>#73040784 Avalon Oberonlevel Bracket Kit White</p> <p>Sold by = ea Thickness = 2" Width = 4" Length = 7" Weight = 1 lb.</p>	
<p>BLAVBLPBZ</p>	<p>#73019490 Avalon Pellinore Level Bracket Kit Matte Bronze</p> <p>Sold by = ea Thickness = 2" Width = 2" Length = 2" Weight = 1 lb.</p>	
<p>BLAVBLPSB</p>	<p>#73019298 Avalon Pellinore Level Bracket Kit Matte Black</p> <p>Sold by = ea Thickness = 2" Width = 4" Length = 7" Weight = 2 lb.</p>	
<p>BLAVBLPWH</p>	<p>#73019301 Avalon Pellinore Level Bracket Kit White</p> <p>Sold by = ea Thickness = 2" Width = 4" Length = 7" Weight = 2 lb.</p>	
<p>BLAVBLTBZ</p>	<p>#73019496 Avalon Tristan Level Bracket Kit Matte Bronze</p> <p>Sold by = ea Thickness = 2" Width = 4" Length = 7" Weight = 2 lb.</p>	
<p>BLAVBLTSB</p>	<p>#73019297 Avalon Tristan Level Bracket Kit Matte Black</p> <p>Sold by = ea Thickness = 2" Width = 4" Length = 7" Weight = 2 lb.</p>	
<p>BLAVBLTWH</p>	<p>#73019300 Avalon Tristan Level Bracket Kit White</p> <p>Sold by = ea Thickness = 2" Width = 4" Length = 7" Weight = 2 lb.</p>	
<p>BLAVBPIJ</p>	<p>#73053555 Bracket Pro Installation Jig (for use with 2-1/2" or 4-1/4" posts) *EA</p> <p>Sold by = ea Weight = 10 lb.</p>	
<p>BLAVBSPBZ</p>	<p>#73019491 Avalon Pellinore Stair Bracket Kit Matte Bronze</p> <p>Sold by = ea Thickness = 2" Width = 2" Length = 2" Weight = 1 lb.</p>	
<p>BLAVBSPSB</p>	<p>#73019307 Avalon Pellinore Stair Bracket Kit Matte Black</p> <p>Sold by = ea Thickness = 2" Width = 4" Length = 7" Weight = 2 lb.</p>	

Decking & Railing / RDI - Avalon Aluminum Railing System

Product Notes: **Level Kits:** Includes Panel, Brackets, Support Foot

Stair Rail Kits: Includes Pre-Assembled Panel & Brackets

Post Kits: Includes posts, connected base plates, sandwich plate, base trim & cap













BLAVBSPWH	#73019310 Avalon Pellinore Stair Bracket Kit White	
	Sold by = ea Thickness = 2" Width = 4" Length = 7" Weight = 2 lb.	
BLAVBSTBZ	#73019497 Avalon Tristan Stair Bracket Kit Matte Bronze	
	Sold by = ea Thickness = 2" Width = 4" Length = 7" Weight = 2 lb.	
BLAVBSTSB	#73019306 Avalon Tristan Stair Bracket Kit Matte Black	
	Sold by = ea Thickness = 2" Width = 4" Length = 7" Weight = 2 lb.	
BLAVBSTWH	#73019309 Avalon Tristan Stair Bracket Kit White	
	Sold by = ea Thickness = 2" Width = 4" Length = 7" Weight = 2 lb.	
BLAVBZTR	#34115947 Avalon 1/2 Aluminum Trim Ring w/Plug - MATTE BRONZE	
	Sold by = ea Weight = 1 lb.	
BLAVC6OBZ	#73032048 Avalon 6' Top Cap Oberon Matte Bronze (Level Only)	
	Sold by = ea Thickness = 2" Width = 3" Length = 72" Weight = 9 lb.	
BLAVC6OSB	#73032042 Avalon 6' Top Cap Oberon Matte Black (Level Only)	
	Sold by = ea Thickness = 2" Width = 3" Length = 72" Weight = 9 lb.	
BLAVC6OWH	#73032049 Avalon 6' Top Cap Oberon White (Level Use Only)	
	Sold by = ea Thickness = 2" Width = 3" Length = 72" Weight = 9 lb.	
BLAVC6PBZ	#73019456 Avalon 6' Top Cap Pellinore Matte Bronze	
	Sold by = ea Thickness = 2" Width = 3" Length = 72" Weight = 9 lb.	
BLAVC6PSB	#73020448 Avalon 6' Top Cap Pellinore Matte Black	
	Sold by = ea Thickness = 2" Width = 3" Length = 72" Weight = 1 lb.	
BLAVC6PWH	#73020442 Avalon 6' Top Cap Pellinore White	
	Sold by = ea Thickness = 2" Width = 3" Length = 72" Weight = 1 lb.	
BLAVC6TBZ	#73019457 Avalon 6' Top Cap Tristan Matte Bronze	
	Sold by = ea Thickness = 2" Width = 3" Length = 72" Weight = 1 lb.	

Decking & Railing / RDI - Avalon Aluminum Railing System

Product Notes: **Level Kits:** Includes Panel, Brackets, Support Foot

Stair Rail Kits: Includes Pre-Assembled Panel & Brackets

Post Kits: Includes posts, connected base plates, sandwich plate, base trim & cap










BLAVC6TSB	#73020452 Avalon 6' Top Cap Tristan Matte Black Sold by = ea Thickness = 2" Width = 3" Length = 72" Weight = 1 lb.	
BLAVC6TWH	#73020446 Avalon 6' Top Cap Tristan White Sold by = ea Thickness = 2" Width = 3" Length = 72" Weight = 1 lb.	
BLAVC8OBZ	#73032051 Avalon 8' Top Cap Oberon Matte Bronze (Level Only) Sold by = ea Thickness = 2" Width = 3" Length = 96" Weight = 13 lb.	
BLAVC8OSB	#73032050 Avalon 8' Top Cap Oberon Matte Black(Level Only) Sold by = ea Thickness = 2" Width = 3" Length = 96" Weight = 10 lb.	
BLAVC8OWH	#73032052 Avalon 8' Top Cap Oberon White(Level Use Only) Sold by = ea Thickness = 2" Width = 3" Length = 96" Weight = 10 lb.	
BLAVC8PBZ	#73019462 Avalon 8' Top Cap Pellinore Matte Bronze Sold by = ea Thickness = 2" Width = 3" Length = 96" Weight = 13 lb.	
BLAVC8PSB	#73020449 Avalon 8' Top Cap Pellinore Matte Black Sold by = ea Thickness = 2" Width = 3" Length = 96" Weight = 1 lb.	
BLAVC8PWH	#73020443 Avalon 8' Top Cap Pellinore White Sold by = ea Thickness = 2" Width = 3" Length = 96" Weight = 1 lb.	
BLAVC8TBZ	#73019463 Avalon 8' Top Cap Tristan Matte Bronze Sold by = ea Thickness = 2" Width = 3" Length = 96" Weight = 1 lb.	
BLAVC8TSB	#73020453 Avalon 8' Top Cap Tristan Matte Black Sold by = ea Thickness = 2" Width = 3" Length = 96" Weight = 1 lb.	
BLAVC8TWH	#73020447 Avalon 8' Top Cap Tristan White Sold by = ea Thickness = 2" Width = 3" Length = 96" Weight = 1 lb.	
BLAVECOBZ	#34116152 Avalon Oberon End Cap Matte Bronze Sold by = ea Thickness = 1" Width = 1" Length = 1" Weight = 1 lb.	

Decking & Railing / RDI - Avalon Aluminum Railing System

Product Notes: **Level Kits:** Includes Panel, Brackets, Support Foot

Stair Rail Kits: Includes Pre-Assembled Panel & Brackets

Post Kits: Includes posts, connected base plates, sandwich plate, base trim & cap






BLAVECPBZ	#34115702 Avalon Pellinore End Cap Matte Bronze Sold by = ea Thickness = 1" Width = 1" Length = 1" Weight = 1 lb.	
BLAVECTBZ	#34115701 Avalon Tristan End Cap Satin Matte Bronze Sold by = ea Thickness = 1" Width = 2" Length = 2" Weight = 1 lb.	
BLAVECTSB	#34114824 Avalon Tristan End Cap Matte Black Sold by = ea Thickness = 1" Width = 2" Length = 2" Weight = 1 lb.	
BLAVECTWH	#34114823 Avalon Tristan End Cap White Sold by = ea Thickness = 1" Width = 2" Length = 2" Weight = 1 lb.	
BLAVGK36BZ	#73019478 Avalon 36" Tall Gate Kit - MATTE BRONZE Sold by = ea Thickness = 4" Width = 4" Length = 36" Weight = 8 lb.	
BLAVGK36MB	#73020654 Avalon 36" Tall Gate Kit - MATTE BLACK Sold by = ea Thickness = 4" Width = 4" Length = 36" Weight = 8 lb.	
BLAVGK36WH	#73020655 Avalon 36" Tall Gate Kit - WHITE Sold by = ea Thickness = 4" Width = 4" Length = 36" Weight = 8 lb.	
BLAVLR6BZ	#73019458 Avalon 6' X 36" Level Rail Kit Matte Bronze Sold by = ea Thickness = 2" Width = 36" Length = 72" Weight = 25 lb.	
BLAVLR6SB	#73019285 Avalon 6' X 36" Level Rail Kit Matte Black Sold by = ea Thickness = 2" Width = 36" Length = 72" Weight = 25 lb.	
BLAVLR6WH	#73019269 Avalon 6' X 36" Level Rail Kit White Sold by = ea Thickness = 2" Width = 36" Length = 72" Weight = 25 lb.	
BLAVLR8BZ	#73019464 Avalon 8' X 36" Level Rail Kit Matte Bronze Sold by = ea Thickness = 2" Width = 36" Length = 72" Weight = 34 lb.	
BLAVLR8SB	#73019286 Avalon 8' X 36" Level Rail Kit Matte Black Sold by = ea Thickness = 2" Width = 36" Length = 72" Weight = 34 lb.	

Decking & Railing / RDI - Avalon Aluminum Railing System

Product Notes: **Level Kits:** Includes Panel, Brackets, Support Foot

Stair Rail Kits: Includes Pre-Assembled Panel & Brackets

Post Kits: Includes posts, connected base plates, sandwich plate, base trim & cap



BLAVLR8WH	#73019270 Avalon 8' X 36" Level Rail Kit White Sold by = ea Thickness = 2" Width = 36" Length = 72" Weight = 34 lb.	
BLAVMBTR	#34115945 Avalon 1/2 Aluminum Trim Ring w/Plug - MATTE BLACK Sold by = ea Weight = 1 lb.	
BLAVP39BZ	#73043050 Avalon Post W/Trim 2.5 X 2.5 X 39" Matte Bronze Sold by = ea Thickness = 4" Width = 4" Length = 39" Weight = 5 lb.	
BLAVP39SB	#73043046 Avalon Post W/Trim 2.5 X 2.5 X 39" Matte Black Sold by = ea Thickness = 4" Width = 4" Length = 39" Weight = 5 lb.	
BLAVP39WH	#73043054 Avalon Post W/Trim 2.5 X 2.5 X 39" White Sold by = ea Thickness = 4" Width = 4" Length = 39" Weight = 5 lb.	
BLAVP4439BZ	#73041376 Avalon 4-1/4" X 4-1/4" X 39" Post Matte Bronze Sold by = ea Thickness = 4" Width = 4" Length = 39" Weight = 5 lb.	
BLAVP4439MB	#73041378 Avalon 4-1/4" X 4-1/4" X 39" Post Matte Black Sold by = ea Thickness = 4" Width = 4" Length = 39" Weight = 5 lb.	
BLAVP4439WH	#73041379 Avalon 4-1/4" X 4-1/4" X 39" Post White Sold by = ea Thickness = 4" Width = 4" Length = 39" Weight = 5 lb.	
BLAVP4445BZ	#73041380 Avalon 4-1/4" X 4-1/4" X 45" Post Matte Bronze Sold by = ea Thickness = 4" Width = 4" Length = 45" Weight = 5 lb.	
BLAVP4445MB	#73041382 Avalon 4-1/4" X 4-1/4" X 45" Post Matte Black Sold by = ea Thickness = 4" Width = 4" Length = 45" Weight = 5 lb.	
BLAVP4445WH	#73041383 Avalon 4-1/4" X 4-1/4" X 45" Post White Sold by = ea Thickness = 4" Width = 4" Length = 45" Weight = 5 lb.	
BLAVP45BZ	#73043051 Avalon Post W/Trim 2.5 X 2.5 X 45" Matte Bronze Sold by = ea Thickness = 4" Width = 4" Length = 45" Weight = 8 lb.	









Decking & Railing / RDI - Avalon Aluminum Railing System













Product Notes: **Level Kits:** Includes Panel, Brackets, Support Foot

Stair Rail Kits: Includes Pre-Assembled Panel & Brackets

Post Kits: Includes posts, connected base plates, sandwich plate, base trim & cap

BLAVP45SB	#73043047 Avalon Post W/Trim 2.5 X 2.5 X 45" Matte Black Sold by = ea Thickness = 4" Width = 4" Length = 45" Weight = 8 lb.	
BLAVP45WH	#73043055 Avalon Post W/Trim 2.5 X 2.5 X 45" White Sold by = ea Thickness = 4" Width = 4" Length = 45" Weight = 8 lb.	
BLAVSR6BZ	#73019466 Avalon 6' X 36" Stair Rail Kit Matte Bronze Sold by = ea Thickness = 2" Width = 36" Length = 72" Weight = 25 lb.	
BLAVSR6SB	#73019287 Avalon 6' X 36" Stair Rail Kit Matte Black Sold by = ea Thickness = 2" Width = 36" Length = 72" Weight = 25 lb.	
BLAVSR6WH	#73019271 Avalon 6' X 36" Stair Rail Kit White Sold by = ea Thickness = 2" Width = 36" Length = 72" Weight = 25 lb.	
BLAVSR8BZ	#73019468 Avalon 8' X 36" Stair Rail Kit Matte Bronze Sold by = ea Thickness = 2" Width = 36" Length = 96" Weight = 34 lb.	
BLAVSR8SB	#73019288 Avalon 8' X 36" Stair Rail Kit Matte Black Sold by = ea Thickness = 2" Width = 36" Length = 96" Weight = 34 lb.	
BLAVSR8WH	#73019272 Avalon 8' X 36" Stair Rail Kit White Sold by = ea Thickness = 2" Width = 36" Length = 96" Weight = 34 lb.	
BLAVWTR	#34115946 Avalon 1/2 Aluminum Trim Ring w/Plug - WHITE Sold by = ea Weight = 1 lb.	

DMCAB	Vinyl Lattice 8' C-Channel Cap Acorn Brown (6) (DISC. WHEN GONE) Sold by = ea Length = 96" Weight = 2 lb.	
DMCAD	Vinyl Lattice 8' C-Channel Cap Adobe/Redwood (6) Sold by = ea Length = 96" Weight = 2 lb.	
DMCBL	Vinyl Lattice 8' C-Channel Cap Black (6) Sold by = ea Length = 96" Weight = 2 lb.	
DMCF	Vinyl Lattice 8' C-Channel Cap Forest Green (6) Sold by = ea Length = 96" Weight = 2 lb.	
DMCMB	Vinyl Lattice 8' C-Channel Cap Mustang Brown/Brown (6) Sold by = ea Length = 96" Weight = 2 lb.	
DMCS	Vinyl Lattice 8' C-Channel Cap Saguaro/Cedar (6) Sold by = ea Length = 96" Weight = 2 lb.	
DMCW	Vinyl Lattice 8' C-Channel Cap White (6) Sold by = ea Length = 96" Weight = 2 lb.	
DMCWG	Vinyl Lattice 8' C-Channel Cap Weathered Gray (6) (DISC. WHEN GONE) Sold by = ea Length = 96" Weight = 2 lb.	
DMDAB	Vinyl Lattice 8' H-Channel Divider Acorn Brown(6) (DISC. WHEN GONE) Sold by = ea Length = 96" Weight = 3.5 lb.	
DMDAD	Vinyl Lattice 8' H-Channel Divider Adobe/Redwood(6) Sold by = ea Length = 96" Weight = 3.5 lb.	
DMDBL	Vinyl Lattice 8' H-Channel Divider Black(6) Sold by = ea Length = 96" Weight = 3.5 lb.	
DMDF	Vinyl Lattice 8' H-Channel Divider Forest Green (6) Sold by = ea Length = 96" Weight = 3.5 lb.	

<p>DMDB</p>	<p>Vinyl Lattice 8' H-Channel Divider Mustang Brown/Brown (6) Sold by = ea Length = 96" Weight = 3.5 lb.</p>	
<p>DMDS</p>	<p>Vinyl Lattice 8' H-Channel Divider Saguaro/Cedar (6) Sold by = ea Length = 96" Weight = 3.5 lb.</p>	
<p>DMDW</p>	<p>Vinyl Lattice 8' H-Channel Divider White (6) Sold by = ea Length = 96" Weight = 3.5 lb.</p>	
<p>DMDWG</p>	<p>Vinyl Lattice 8' H-Channel Weathered Gray (6) (DISC. WHEN GONE) Sold by = ea Length = 96" Weight = 3.5 lb.</p>	
<p>DMLAB</p>	<p>Vinyl Lattice 4X8 Acorn Brown (14) (DISC. WHEN GONE) Sold by = ea Thickness = 0.5" Width = 48" Length = 96" Weight = 16 lb.</p>	
<p>DMLAD</p>	<p>Vinyl Lattice 4X8 Adobe/Redwood (14) Sold by = ea Thickness = 0.5" Width = 48" Length = 96" Weight = 16 lb.</p>	
<p>DMLBL</p>	<p>Vinyl Lattice 4X8 Black (14) Sold by = ea Thickness = 0.5" Width = 48" Length = 96" Weight = 16 lb.</p>	
<p>DMLF</p>	<p>Vinyl Lattice 4X8 Forest Green (14) Sold by = ea Thickness = 0.5" Width = 48" Length = 96" Weight = 16 lb.</p>	
<p>DMLMB</p>	<p>Vinyl Lattice 4X8 Mustang Brown/Brown (14) Sold by = ea Thickness = 0.5" Width = 48" Length = 96" Weight = 16 lb.</p>	
<p>DMLPS</p>	<p>Privacy Vinyl Lattice 4X8 Saguaro/Cedar (14) Sold by = ea Thickness = 0.5" Width = 48" Length = 96" Weight = 16 lb.</p>	
<p>DMLPW</p>	<p>Privacy Vinyl Lattice 4X8 White (24) Sold by = ea Thickness = 0.5" Width = 48" Length = 96" Weight = 16 lb.</p>	
<p>DMLS</p>	<p>Vinyl Lattice Traditional 4X8 Saguaro/Cedar (14) Sold by = ea Thickness = 0.5" Width = 48" Length = 96" Weight = 16 lb.</p>	

DMLW

Vinyl Lattice Traditional 4X8 White (24)

Sold by = ea | Thickness = 0.5" Width = 48" Length = 96" Weight = 16 lb.



DMLWG

Vinyl Lattice 4X8 Weathered Gray (14) (DISC. WHEN GONE)

Sold by = ea | Thickness = 0.5" Width = 48" Length = 96" Weight = 16 lb.



BLELCP36MB	73053490 - Elevation 4"X4"X36" Corner Post - Matte Black	
Sold by = ea Thickness = 5.38" Width = 8.75" Length = 38" Weight = 18.6 lb.		
BLELEP36MB	73053488 - Elevation 2"X4"X36" End Post - Matte Black	
Sold by = ea Thickness = 4.81" Width = 4.81" Length = 38" Weight = 11.4 lb.		
BLELESP38MB	73053491 - Elevation 2"X4"X38" End Stair Post - Matte Black	
Sold by = ea Thickness = 4.81" Width = 4.75" Length = 40" Weight = 12 lb.		
BLELLCP6MB	73053485 - Elevation 6'X36" Level Cable Panel - Matte Black	
Sold by = ea Thickness = 2.75" Width = 6.25" Length = 36" Weight = 10.8 lb.		
BLELMP36MB	73053489 - Elevation 2"X4"X36" Mid Post - Matte Black	
Sold by = ea Thickness = 4.81" Width = 5.25" Length = 38" Weight = 12.2 lb.		
BLELMSP38MB	73053492 - Elevation 2"X4"X38" Mid Stair Post - Matte Black	
Sold by = ea Thickness = 4.81" Width = 4.75" Length = 39" Weight = 12 lb.		
BLELSCP5MB	73053486 - Elevation 5'X36" Stair Cable Panel - Matte Black	
Sold by = ea Thickness = 2.75" Width = 6.25" Length = 38" Weight = 10.3 lb.		
BLELTBK6MB	73053487 - Elevation 6' Top Beam Kit - Matte Black	
Sold by = ea Thickness = 2.29" Width = 3.31" Length = 69" Weight = 8.7 lb.		

Exterior Doors, Windows, & Openers / Garage Doors, Openers & Accessories

Product Notes: **MODEL C2202:** 1/2 HP MED Lift Power System - Rugged Chain Drive - Includes 1 3-button remote control - 100 watts of light - WIFI Enabled

Non-Insulated #4200: 2" Thick raised panel - Wrapped and unitized hardware - Bronze Series

Insulated #5500: 2" Thick raised panel vinyl backed - Wrapped and unitized hardware - 6.3 "R" Value - Silver Series

Raised Panel Steel Sandwich #6130: Wrapped and unitized hardware - 6.5 "R" Value - Woodgrain exterior - Steel back - Gold Series

CHC2202	#C2202 1/2 Hp Ac Chain Drive Garage Door Operator With WiFi	
	Sold by = ea Weight = 39 lb.	
CHR7708	#7708 Chamberlain Tube Extension 8'Chain	
	Sold by = ea Weight = 6.2 lb.	
CHR7710	#7710 Chamberlain Tube Extension 10'Chain	
	Sold by = ea Weight = 10 lb.	
CHRC940EV	#940EV-P2 Keyless Entry Remote Wall Mount-Chamberlain	
	Sold by = ea Weight = 0.5 lb.	
GD420016B	#4200 16X7 Chocolate Brn W/ Ez Torsion Non-Insul Garage Door	
	Sold by = ea Weight = 161 lb.	
GD5500168W	#5500 16X8 White W/ Ez Torsion Insulated Garage Door	
	Sold by = ea Weight = 194 lb.	
GD550016B	#5500 16X7 Chocolate Brn W/ Ez Torsion Insulated Garage Door	
	Sold by = ea Weight = 167 lb.	
GD550098B	#5500 9X8 Chocolate Brn W/ Ez Torsion Insulated Garage Door	
	Sold by = ea Weight = 111 lb.	
GDLHEZ	Low Headroom Hardware For Ez-Torsion-Holmes #0161377	
	Sold by = ea Weight = 40 lb.	
GDP16BL	16' Garage Door Weather Strip Black (15)	
	Sold by = ea Weight = 3 lb.	
GDP16S	16' Garage Door Weather Strip Sandtone (15)	
	Sold by = ea Weight = 3 lb.	
GDP18S	18' Garage Door Weather Strip Sandtone (15)	
	Sold by = ea Weight = 5 lb.	

Exterior Doors, Windows, & Openers / Garage Doors, Openers & Accessories

Product Notes: **MODEL C2202:** 1/2 HP MED Lift Power System - Rugged Chain Drive - Includes 1 3-button remote control - 100 watts of light - WIFI Enabled

Non-Insulated #4200: 2" Thick raised panel - Wrapped and unitized hardware - Bronze Series

Insulated #5500: 2" Thick raised panel vinyl backed - Wrapped and unitized hardware - 6.3 "R" Value - Silver Series

Raised Panel Steel Sandwich #6130: Wrapped and unitized hardware - 6.5 "R" Value - Woodgrain exterior - Steel back - Gold Series

GDP9BL	9' Garage Door Weather Strip Black (15) Sold by = ea Weight = 3 lb.	
GDPA16	16' Ud Astragal For Steel Door(ROLL) Sold by = ea Weight = 1 lb.	
GDPA9	9' Garage Door Ud Astragal Steel Door(ROLL) Sold by = ea Weight = 1 lb.	
GDPAI10	Bdl.1 1/4" X 10' Perforated Angle Iron For Garage Door**10 Sold by = BDL Weight = 200 lb.	
GDPO21	21" Operator Brace Kit-Garage Door #3520071 Sold by = ea Weight = 2 lb.	
GDPO24	24" Operator Brace Kit -Garage Door #3520043 Sold by = ea Weight = 2 lb.	
GDPS10	10' Garage Door Strut #0150011 Sold by = ea Weight = 10 lb.	
GDPS12	12' Garage Door Strut #0150021 Sold by = ea Weight = 12 lb.	
GDPS16	16' Garage Door Strut #0150061 Sold by = ea Weight = 15 lb.	
GDPS9	9' Garage Door Strut #1007028 Sold by = ea Weight = 9 lb.	
GDPT169	16' 9" Garage Door Torsion Bar #0141026 Sold by = ea Weight = 50 lb.	
GDPT99	9'9" Garage Door Torsion Bar Sold by = ea Weight = 30 lb.	

Exterior Doors, Windows, & Openers / Garage Doors, Openers & Accessories

Product Notes: **MODEL C2202:** 1/2 HP MED Lift Power System - Rugged Chain Drive - Includes 1 3-button remote control - 100 watts of light - WIFI Enabled

Non-Insulated #4200: 2" Thick raised panel - Wrapped and unitized hardware - Bronze Series

Insulated #5500: 2" Thick raised panel vinyl backed - Wrapped and unitized hardware - 6.3 "R" Value - Silver Series

Raised Panel Steel Sandwich #6130: Wrapped and unitized hardware - 6.5 "R" Value - Woodgrain exterior - Steel back - Gold Series

GDS282	#282 Garage Door Spring #1 Brown 9X7 Sold by = ea Weight = 2 lb.	
GDS287	#287 Garage Door Spring #1 White 16X7 Sold by = ea Weight = 3 lb.	
GDS290	#290 Garage Door Spring #1 Blue Sold by = ea Weight = 3 lb.	
GDS292	#292 Garage Door Spring #2 Brown Sold by = ea Weight = 3 lb.	
PYFD112BW	1-1/2" Bright White LOW PRO (250/Bag) (10/ctn) East Coast Fasteners *BAG Sold by = BAG Weight = 2 lb.	
PYFJSBR	1-1/2" Brown Garage Door Jamb Seal Fastener (No Washer) (100) Sold by = BAG Weight = 2.5 lb.	
VIBMW10	10' White Brickmould Vi-Lux Pgbm (14 Pc/Ctn) *Ctn Sold by = CTN Length = 10" Weight = 65 lb.	
VIBMW17	17' White Brickmould Vi-Lux Pgbm (14 Pc/Ctn) *Ctn Sold by = CTN Length = 17" Weight = 100 lb.	
VIBMW7	7' White Brickmould Vi-Lux Pgbm (14 Pc/Ctn) *Ctn Sold by = CTN Length = 7" Weight = 50 lb.	
VISB16	16' Brown Garage Door Stop Vi-Lux 7/16"X 1-15/16" (10Pc/Ctn) *Ctn Sold by = CTN Length = 16" Weight = 41 lb.	
VISB16P	Pc. 16' Brown Garage Door Stop Vi-Lux 7/16"X 1-15/16" Sold by = PC Length = 16" Weight = 4 lb.	
VISB7	7' Brown Garage Door Stop Vi-Lux 7/16"X 1-15/16" (10 Pc/Ctn) *Ctn Sold by = CTN Length = 7" Weight = 18 lb.	

Exterior Doors, Windows, & Openers / Garage Doors, Openers & Accessories

Product Notes: **MODEL C2202:** 1/2 HP MED Lift Power System - Rugged Chain Drive - Includes 1 3-button remote control - 100 watts of light - WIFI Enabled

Non-Insulated #4200: 2" Thick raised panel - Wrapped and unitized hardware - Bronze Series

Insulated #5500: 2" Thick raised panel vinyl backed - Wrapped and unitized hardware - 6.3 "R" Value - Silver Series

Raised Panel Steel Sandwich #6130: Wrapped and unitized hardware - 6.5 "R" Value - Woodgrain exterior - Steel back - Gold Series

VISB9	9' Brown Garage Door Stop Vi-Lux 7/16"X 1-15/16" (10 Pc/Ctn) *Ctn Sold by = CTN Length = 9" Weight = 22 lb.	
VISB9P	Pc. 9' Brown Garage Door Stop Vi-Lux 7/16"X 1-15/16" Sold by = PC Length = 9" Weight = 2 lb.	
VISW16	16' White Garage Door Stop Vi-Lux 7/16"X 1 15/16" (10 Pc/Ctn) *Ctn Sold by = CTN Length = 16" Weight = 41 lb.	
VISW16P	Pc.16' White Garage Door Stop Vi-Lux 7/16"X 1 15/16" Sold by = PC Length = 16" Weight = 4 lb.	
VISW7	7' White Garage Door Stop Vi-Lux 7/16"X 1 15/16" (10 Pc/Ctn) *Ctn Sold by = CTN Length = 7" Weight = 18 lb.	
VISW9	9' White Garage Door Stop Vi-Lux 7/16"X 1 15/16" (10 Pc/Ctn) *Ctn Sold by = CTN Length = 9" Weight = 22 lb.	
VISW9P	Pc. 9' White Garage Door Stop Vi-Lux 7/16"X 1 15/16" Sold by = PC Length = 9" Weight = 2 lb.	

Exterior Doors, Windows, & Openers / Gentek Vinyl Windows & Patio Doors

Product Notes: Frame size 1/2" less than R.O.

GENWCA2836LE	Builders Casement Egress White Low-E Left Hinge Gentek Window R.O. 32"X42"	
Sold by = ea Weight = 50 lb.		
GENWCA2836RE	Builders Casement Egress White Low-E Right Hinge Gentek Window R.O. 32"X42"	
Sold by = ea Weight = 50 lb.		
GENWDH2030	Builders Series Double Hung White LOW-E Gentek Window R.O. 24"X36"	
Sold by = ea Weight = 50 lb.		
GENWDH2040	Builders Series Double Hung White LOW-E Gentek Window R.O. 24"X48"	
Sold by = ea Weight = 50 lb.		
GENWDH2440	Builders Series Double Hung White LOW-E Gentek Window R.O. 28"X48"	
Sold by = ea Weight = 50 lb.		
GENWDH2840	Builders Series Double Hung White LOW-E Gentek Window R.O. 32"X48"	
Sold by = ea Weight = 60 lb.		
GENWDH3040	Builders Series Double Hung White LOW-E Gentek Window R.O. 36"X48"	
Sold by = ea Weight = 62 lb.		
GENWPD6068L	Patio Door Left Operating (XO) New Construction Gentek R.O. 71.875"X80"	
Sold by = ea Weight = 200 lb.		
GENWPD6068R	Patio Door Right Operating (OX) New Construction Gentek R.O. 71.875"X80"	
Sold by = ea Weight = 200 lb.		
GENWSL3020	Builders Slider Left Operating White Gentek Window R.O. 36"X24"	
Sold by = ea Weight = 30 lb.		
GENWSL3030	Builders Slider Left Operating White Gentek Window R.O. 36"X36"	
Sold by = ea Weight = 50 lb.		
GENWSL4020	Builders Slider Left Operating White Gentek Window R.O. 48"X24"	
Sold by = ea Weight = 50 lb.		

GENWSL4030 Builders Slider Left Operating White Gentek Window R.O.48"X36"

Sold by = ea | Weight = 50 lb.



GENWSL4040 Builders Slider Left Operating White Gentek Window R.O. 48"X48"






Sold by = ea | Weight = 50 lb.



Exterior Doors, Windows, & Openers / Larson Storm Doors

Product Notes:

- **278-SS:** Single-Vent - Glass & half screen for bottom ventilation - Matching interior & exterior secure lock handles w/built-in lock
- **298-SS:** Single-Vent - Glass & half screen for bottom ventilation

LAR146FVB32	Larson 146FV (full view) Brown 32" #14604041 Sold by = ea Weight = 50 lb.	
LAR146FVB36	Larson 146FV (full view) Brown 36" #14604042 Sold by = ea Weight = 50 lb.	
LAR146FVBL36	Larson 146FV (full view) Black 36" #14604052 Sold by = ea Weight = 50 lb.	
LAR146FVS36	Larson 146FV (full view) Sandstone 36" #14604092 Sold by = ea Weight = 50 lb.	
LAR146FVW32	Larson 146FV (full view) White 32" #14604031 Sold by = ea Weight = 50 lb.	
LAR146FVW36	Larson 146FV (full view) White 36" #14604032 Sold by = ea Weight = 50 lb.	
LAR146HVV32	Larson 146HV (high view) White 32" #14608031 Sold by = ea Weight = 50 lb.	
LAR146HVV36	Larson 146HV (high view) White 36" #14608032 Sold by = ea Weight = 50 lb.	
LAR146MVB32	146 MV 32" Brown Classic Elegance Door Sold by = ea Weight = 50 lb.	
LAR146MVB36	146 MV 36" Brown Classic Elegance Door Sold by = ea Weight = 50 lb.	
LAR146MVB36	Larson 146MV (mid view) Black 36" (Superior) Sold by = ea Weight = 50 lb.	
LAR146MVS36	Larson 146MV (mid view) Sandstone 36" #14606092 Sold by = ea Weight = 50 lb.	

Exterior Doors, Windows, & Openers / Larson Storm Doors

Product Notes:












- **278-SS:** Single-Vent - Glass & half screen for bottom ventilation - Matching interior & exterior secure lock handles w/built-in lock
- **298-SS:** Single-Vent - Glass & half screen for bottom ventilation

LAR146MVW32	Larson 146MV (mid view) White 32" #14606031	
	Sold by = ea Weight = 50 lb.	
LAR146MVW36	Larson 146MV (mid view) White 36" #14606032	
	Sold by = ea Weight = 50 lb.	
LAR149FVBL36	Larson 149FV (full view) Black 36" #14904052	
	Sold by = ea Width = 36" Weight = 50 lb.	
LAR149FVW32	Larson 149FV (full view) White 32" #14904031	
	Sold by = ea Weight = 50 lb.	
LAR149FVW36	Larson 149FV(full view) White 36" #14904032	
	Sold by = ea Weight = 50 lb.	
LAR278SSB32	Larson 278-SS Brown 32" #027841U	
	Sold by = ea Weight = 58 lb.	
LAR278SSB36	Larson 278-SS Brown 36" #027842U	
	Sold by = ea Weight = 62 lb.	
LAR278SSS32	Larson 278-SS Sandstone 32" #027891U	
	Sold by = ea Weight = 58 lb.	
LAR278SSS36	Larson 278-SS Sandstone 36" #027892U	
	Sold by = ea Weight = 58 lb.	
LAR278SSW32	Larson 278-SS White 32" #027831U	
	Sold by = ea Weight = 58 lb.	
LAR278SSW36	Larson 278-SS White 36" #027832U	
	Sold by = ea Weight = 62 lb.	
LAR298SSB32	Larson 298-SS Lifecore Brown Composite Surface Single-Vent 32"	
	Sold by = ea Weight = 55 lb.	

Exterior Doors, Windows, & Openers / Larson Storm Doors

Product Notes:













- **278-SS:** Single-Vent - Glass & half screen for bottom ventilation - Matching interior & exterior secure lock handles w/built-in lock
- **298-SS:** Single-Vent - Glass & half screen for bottom ventilation

LAR298SSB36	298-SS Lifecore Brown Composite Surface Single-Vent 36" Sold by = ea Weight = 55 lb.	
LAR298SSW30	Larson 298-SS White 30" #029833U Sold by = ea Weight = 52 lb.	
LAR298SSW32	Larson 298-SS White 32" #029831U Sold by = ea Weight = 55 lb.	
LAR298SSW36	Larson 298-SS White 36" #029832U Sold by = ea Weight = 60 lb.	
LAR35004W36	Larson 350-04 White 36" (Brass) #35004032 Sold by = ea Weight = 50 lb.	
LAR35017W36	Larson 350-17 White 36" (Br. Nkl) #35017032 Sold by = ea Weight = 50 lb.	
LAR36048B36	Larson 360-48 Brown Screen Door 36" Tuff Screen Sold by = ea Weight = 50 lb.	
LAR36048W36	Larson 360-48 White Screen Door 36" Tuff Screen Sold by = ea Weight = 50 lb.	
LAR37081W32	Larson 370-81 White 32" #37081031 Sold by = ea Weight = 56 lb.	
LAR37081W36	Larson 370-81 White 36" #37081032 Sold by = ea Weight = 62 lb.	
LAR69152W32	Larson 691-52 White 32" (Br. Nkl) #69152031M Sold by = ea Width = 32" Weight = 62 lb.	
LAR69152W36	Larson 691-52 White 36" (Br. Nkl) #69152032M Sold by = ea Width = 36" Weight = 62 lb.	

Exterior Doors, Windows, & Openers / Larson Storm Doors

Product Notes:













- **278-SS:** Single-Vent - Glass & half screen for bottom ventilation - Matching interior & exterior secure lock handles w/built-in lock
- **298-SS:** Single-Vent - Glass & half screen for bottom ventilation

LAR83080W32	Larson 830-80 White 32" (Brass) #83080031	
	Sold by = ea Weight = 59 lb.	
LAR83080W36	Larson 830-80 White 36" (Brass) #83080032	
	Sold by = ea Weight = 62 lb.	
LAR83082W32	Larson 830-82 White 32" (Br. Nkl) #83082031	
	Sold by = ea Width = 32" Weight = 60 lb.	
LAR83082W36	Larson 830-82 White 36" (Br. Nkl) #83082032	
	Sold by = ea Weight = 64 lb.	
LARHAGB	Larson Quickfit Handle - Aged Bronze #20297857	
	Sold by = ea Weight = 2 lb.	
LARHAGBS	Larson Quickfit Handle - Straight Aged Bronze #20298957	
	Sold by = ea Weight = 2 lb.	
LARHANB	Larson Quickfit Handle - Antique Brass #20297820	
	Sold by = ea Weight = 2 lb.	
LARHBN	Larson Quickfit Handle - Brushed Nickel #20297817	
	Sold by = ea Weight = 2 lb.	
LARHBNS	Larson Quickfit Handle - Straight Brushed Nickel #20298917	
	Sold by = ea Weight = 2 lb.	
LARHBR	Larson Quickfit Handle - Brass #20297807	
	Sold by = ea Weight = 2 lb.	
LARHMBS	Larson Quickfit Handle - Straight Matte Black #20298953	
	Sold by = ea Weight = 2 lb.	
LARSP	Larson Bottom Expander Spline/Sweep 37.5" (6)	
	Sold by = ea	

Exterior Doors, Windows, & Openers / Manion's Entry Door Systems

Product Notes: **MAN SERIES ENTRY DOOR SYSTEMS - BASIC DOOR BUILDER SERIES:** Pre-hung, 24 gauge steel door primed, 5 YR Warranty, 20-minute fire rating on slab, Q-Lon weather stripping, single bore. STD components: Zinc Hinges, 2 3/4 Backset, composite adj. sill













TK SERIES PRE HUNG H.D. STEEL ENTRY DOORS: Pre-hung, wood edge, prefinished white, 24 gauge steel, 20-year warranty, 20-minute fire label on slab, frontline cladding (white), Q-Lon weather stripping, single bore. STD components: Zinc Hinges, 2 3/4 Backset,

MDSBMAN1432L	32" Man1-Flush 4-9/16 Left Hand Inswing Dbl Bore	
	Sold by = ea Weight = 80 lb.	
MDSBMAN1432R	32" Man1-Flush 4-9/16 Right Hand Inswing Dbl Bore	
	Sold by = ea Weight = 80 lb.	
MDSBMAN1436L	36" Man1-Flush 4-9/16 Left Hand Inswing Dbl Bore	
	Sold by = ea Weight = 80 lb.	
MDSBMAN1436R	36" Man1-Flush 4-9/16 Right Hand Inswing Dbl Bore	
	Sold by = ea Weight = 80 lb.	
MDSBMAN1632L	32" Man1-Flush 6-9/16 Left Hand Inswing Dbl Bore	
	Sold by = ea Weight = 80 lb.	
MDSBMAN1632R	32" Man1-Flush 6-9/16 Right Hand Inswing Dbl Bore	
	Sold by = ea Weight = 80 lb.	
MDSBMAN1636L	36" Man1-Flush 6-9/16 Left Hand Inswing Dbl Bore	
	Sold by = ea Weight = 80 lb.	
MDSBMAN1636R	36" Man1-Flush 6-9/16 Right Hand Inswing Dbl Bore	
	Sold by = ea Weight = 80 lb.	
MDSBMAN5432L	32" Man5-6Pnl 4-9/16 Left Hand Inswing Dbl Bore	
	Sold by = ea Weight = 80 lb.	
MDSBMAN5432R	32" Man5-6Pnl 4-9/16 Right Hand Inswing Dbl Bore	
	Sold by = ea Weight = 80 lb.	
MDSBMAN5436L	36" Man5-6Pnl 4-9/16 Left Hand Inswing Dbl Bore	
	Sold by = ea Weight = 80 lb.	
MDSBMAN5436R	36" Man5-6Pnl 4-9/16 Right Hand Inswing Dbl Bore	
	Sold by = ea Weight = 80 lb.	

Exterior Doors, Windows, & Openers / Manion's Entry Door Systems

Product Notes: **MAN SERIES ENTRY DOOR SYSTEMS - BASIC DOOR BUILDER SERIES:** Pre-hung, 24 gauge steel door primed, 5 YR Warranty, 20-minute fire rating on slab, Q-Lon weather stripping, single bore. STD components: Zinc Hinges, 2 3/4 Backset, composite adj. sill

TK SERIES PRE HUNG H.D. STEEL ENTRY DOORS: Pre-hung, wood edge, prefinished white, 24 gauge steel, 20-year warranty, 20-minute fire label on slab, frontline cladding (white), Q-Lon weather stripping, single bore. STD components: Zinc Hinges, 2 3/4 Backset,

MDSBMAN5632L	32" Man5-6Pnl 6-9/16 Left Hand Inswing Dbl Bore	Sold by = ea Weight = 80 lb.	
MDSBMAN5632R	32" Man5-6Pnl 6-9/16 Right Hand Inswing Dbl Bore	Sold by = ea Weight = 80 lb.	
MDSBMAN5636L	36" Man5-6Pnl 6-9/16 Left Hand Inswing Dbl Bore	Sold by = ea Weight = 80 lb.	
MDSBMAN5636R	36" Man5-6Pnl 6-9/16 Right Hand Inswing Dbl Bore	Sold by = ea Weight = 80 lb.	
MDSBMAN9432L	32" Man9-1/2 Lite 4-9/16 Left Hand Inswing Dbl Bore	Sold by = ea Weight = 80 lb.	
MDSBMAN9432R	32" Man9-1/2 Lite 4-9/16 Right Hand Inswing Dbl Bore	Sold by = ea Weight = 80 lb.	
MDSBMAN9436L	36" Man9-1/2 Lite 4-9/16 Left Hand Inswing Dbl Bore	Sold by = ea Weight = 80 lb.	
MDSBMAN9436R	36" Man9-1/2 Lite 4-9/16 Right Hand Inswing Dbl Bore	Sold by = ea Weight = 80 lb.	
MDSBMAN9632L	32" Man9-1/2 Lite 6-9/16 Left Hand Inswing Dbl Bore	Sold by = ea Weight = 80 lb.	
MDSBMAN9632R	32" Man9-1/2 Lite 6-9/16 Right Hand Inswing Dbl Bore	Sold by = ea Weight = 80 lb.	
MDSBMAN9636L	36" Man9-1/2 Lite 6-9/16 Left Hand Inswing Dbl Bore	Sold by = ea Weight = 80 lb.	
MDSBMAN9636R	36" Man9-1/2 Lite 6-9/16 Right Hand Inswing Dbl Bore	Sold by = ea Weight = 80 lb.	

Exterior Doors, Windows, & Openers / Manion's Entry Door Systems

Product Notes: **MAN SERIES ENTRY DOOR SYSTEMS - BASIC DOOR BUILDER SERIES:** Pre-hung, 24 gauge steel door primed, 5 YR Warranty, 20-minute fire rating on slab, Q-Lon weather stripping, single bore. STD components: Zinc Hinges, 2 3/4 Backset, composite adj. sill













TK SERIES PRE HUNG H.D. STEEL ENTRY DOORS: Pre-hung, wood edge, prefinished white, 24 gauge steel, 20-year warranty, 20-minute fire label on slab, frontline cladding (white), Q-Lon weather stripping, single bore. STD components: Zinc Hinges, 2 3/4 Backset,

MDSMAN10432L	MAN10 32" LEFT HAND 4-9/16 STD COMPONENTS IN SWING	
	Sold by = ea Weight = 80 lb.	
MDSMAN10432R	MAN10 32" RIGHT HAND 4-9/16 STD COMPONENTS IN SWING	
	Sold by = ea Weight = 80 lb.	
MDSMAN10436L	MAN10 36" LEFT HAND 4-9/16 STD COMPONENTS IN SWING	
	Sold by = ea Weight = 80 lb.	
MDSMAN10436R	MAN10 36" RIGHT HAND 4-9/16 STD COMPONENTS IN SWING	
	Sold by = ea Weight = 80 lb.	
MDSMAN10632L	MAN10 32" LEFT HAND 6-9/16 STD COMPONENTS IN SWING	
	Sold by = ea Weight = 80 lb.	
MDSMAN10632R	MAN10 32" RIGHT HAND 6-9/16 STD COMPONENTS IN SWING	
	Sold by = ea Weight = 80 lb.	
MDSMAN10636L	MAN10 36" LEFT HAND 6-9/16 STD COMPONENTS IN SWING	
	Sold by = ea Weight = 80 lb.	
MDSMAN10636R	MAN10 36" RIGHT HAND 6-9/16 STD COMPONENTS IN SWING	
	Sold by = ea Weight = 80 lb.	
MDSMAN1432L	MAN1 32" LEFT HAND 4-9/16 STD COMPONENTS IN SWING	
	Sold by = ea Weight = 80 lb.	
MDSMAN1432LH	MAN1 32" LEFT HINGE 4-9/16 STD COMPONENTS OUT SWING	
	Sold by = ea Weight = 80 lb.	
MDSMAN1432R	MAN1 32" RIGHT HAND 4-9/16 STD COMPONENTS IN SWING	
	Sold by = ea Weight = 80 lb.	
MDSMAN1432RH	MAN1 32" RIGHT HINGE 4-9/16 STD COMPONENTS OUT SWING	
	Sold by = ea Weight = 80 lb.	

Exterior Doors, Windows, & Openers / Manion's Entry Door Systems

Product Notes: **MAN SERIES ENTRY DOOR SYSTEMS - BASIC DOOR BUILDER SERIES:** Pre-hung, 24 gauge steel door primed, 5 YR Warranty, 20-minute fire rating on slab, Q-Lon weather stripping, single bore. STD components: Zinc Hinges, 2 3/4 Backset, composite adj. sill













TK SERIES PRE HUNG H.D. STEEL ENTRY DOORS: Pre-hung, wood edge, prefinished white, 24 gauge steel, 20-year warranty, 20-minute fire label on slab, frontline cladding (white), Q-Lon weather stripping, single bore. STD components: Zinc Hinges, 2 3/4 Backset,

MDSMAN1436L	MAN1 36" LEFT HAND 4-9/16 STD COMPONENTS IN SWING Sold by = ea Weight = 80 lb.	
MDSMAN1436LH	MAN1 36" LEFT HINGE 4-9/16 STD COMPONENTS OUT SWING Sold by = ea Weight = 80 lb.	
MDSMAN1436R	MAN1 36" RIGHT HAND 4-9/16 STD COMPONENTS IN SWING Sold by = ea Weight = 80 lb.	
MDSMAN1436RH	MAN1 36" RIGHT HINGE 4-9/16 STD COMPONENTS OUT SWING Sold by = ea Weight = 80 lb.	
MDSMAN1632L	MAN1 32" LEFT HAND 6-9/16 STD COMPONENTS IN SWING Sold by = ea Weight = 80 lb.	
MDSMAN1632LH	MAN1 32" LEFT HINGE 6-9/16 STD COMPONENTS OUT SWING Sold by = ea Weight = 80 lb.	
MDSMAN1632R	MAN1 32" RIGHT HAND 6-9/16 STD COMPONENTS IN SWING Sold by = ea Weight = 80 lb.	
MDSMAN1632RH	MAN1 32" RIGHT HINGE 6-9/16 STD COMPONENTS OUT SWING Sold by = ea Weight = 80 lb.	
MDSMAN1636L	MAN1 36" LEFT HAND 6-9/16 STD COMPONENTS IN SWING Sold by = ea Weight = 80 lb.	
MDSMAN1636LH	MAN1 36" LEFT HINGE 6-9/16 STD COMPONENTS OUT SWING Sold by = ea Weight = 80 lb.	
MDSMAN1636R	MAN1 36" RIGHT HAND 6-9/16 STD COMPONENTS IN SWING Sold by = ea Weight = 80 lb.	
MDSMAN1636RH	MAN1 36" RIGHT HINGE 6-9/16 STD COMPONENTS OUT SWING Sold by = ea Weight = 80 lb.	

Exterior Doors, Windows, & Openers / Manion's Entry Door Systems

Product Notes: **MAN SERIES ENTRY DOOR SYSTEMS - BASIC DOOR BUILDER SERIES:** Pre-hung, 24 gauge steel door primed, 5 YR Warranty, 20-minute fire rating on slab, Q-Lon weather stripping, single bore. STD components: Zinc Hinges, 2 3/4 Backset, composite adj. sill

TK SERIES PRE HUNG H.D. STEEL ENTRY DOORS: Pre-hung, wood edge, prefinished white, 24 gauge steel, 20-year warranty, 20-minute fire label on slab, frontline cladding (white), Q-Lon weather stripping, single bore. STD components: Zinc Hinges, 2 3/4 Backset,

MDSMAN536LHO	36" Man5-6Pnl 6-9/16 Left Hinge Outswing	Sold by = ea Weight = 80 lb.	
MDSMAN536RHO	36" Man5-6Pnl 6-9/16 Right Hinge Outswing	Sold by = ea Weight = 80 lb.	
MDSMAN5432L	MAN5 32" LEFT HAND 4-9/16 STD COMPONENTS IN SWING	Sold by = ea Weight = 80 lb.	
MDSMAN5432LH	MAN5 32" LEFT HINGE 4-9/16 STD COMPONENTS OUT SWING	Sold by = ea Weight = 80 lb.	
MDSMAN5432R	MAN5 32" RIGHT HAND 4-9/16 STD COMPONENTS IN SWING	Sold by = ea Weight = 80 lb.	
MDSMAN5432RH	MAN5 32" RIGHT HINGE 4-9/16 STD COMPONENTS OUT SWING	Sold by = ea Weight = 80 lb.	
MDSMAN5436L	MAN5 36" LEFT HAND 4-9/16 STD COMPONENTS IN SWING	Sold by = ea Weight = 80 lb.	
MDSMAN5436LH	MAN5 36" LEFT HINGE 4-9/16 STD COMPONENTS OUT SWING	Sold by = ea Weight = 80 lb.	
MDSMAN5436R	MAN5 36" RIGHT HAND 4-9/16 STD COMPONENTS IN SWING	Sold by = ea Weight = 80 lb.	
MDSMAN5436RH	MAN5 36" RIGHT HINGE 4-9/16 STD COMPONENTS OUT SWING	Sold by = ea Weight = 80 lb.	
MDSMAN5632L	MAN5 32" LEFT HAND 6-9/16 STD COMPONENTS IN SWING	Sold by = ea Weight = 80 lb.	
MDSMAN5632LH	MAN5 32" LEFT HINGE 6-9/16 STD COMPONENTS OUT SWING	Sold by = ea Weight = 80 lb.	

Exterior Doors, Windows, & Openers / Manion's Entry Door Systems

Product Notes: **MAN SERIES ENTRY DOOR SYSTEMS - BASIC DOOR BUILDER SERIES:** Pre-hung, 24 gauge steel door primed, 5 YR Warranty, 20-minute fire rating on slab, Q-Lon weather stripping, single bore. STD components: Zinc Hinges, 2 3/4 Backset, composite adj. sill

TK SERIES PRE HUNG H.D. STEEL ENTRY DOORS: Pre-hung, wood edge, prefinished white, 24 gauge steel, 20-year warranty, 20-minute fire label on slab, frontline cladding (white), Q-Lon weather stripping, single bore. STD components: Zinc Hinges, 2 3/4 Backset,

MDSMAN5632R	MAN5 32" RIGHT HAND 6-9/16 STD COMPONENTS IN SWING	Sold by = ea Weight = 80 lb.	
MDSMAN5632RH	MAN5 32" RIGHT HINGE 6-9/16 STD COMPONENTS OUT SWING	Sold by = ea Weight = 80 lb.	
MDSMAN5636L	MAN5 36" LEFT HAND 6-9/16 STD COMPONENTS IN SWING	Sold by = ea Weight = 80 lb.	
MDSMAN5636LH	MAN5 36" LEFT HINGE 6-9/16 STD COMPONENTS OUT SWING	Sold by = ea Weight = 80 lb.	
MDSMAN5636R	MAN5 36" RIGHT HAND 6-9/16 STD COMPONENTS IN SWING	Sold by = ea Weight = 80 lb.	
MDSMAN5636RH	MAN5 36" RIGHT HINGE 6-9/16 STD COMPONENTS OUT SWING	Sold by = ea Weight = 80 lb.	
MDSMAN9432L	MAN9 32" LEFT HAND 4-9/16 STD COMPONENTS IN SWING	Sold by = ea Weight = 80 lb.	
MDSMAN9432LH	MAN9 32" LEFT HINGE 4-9/16 STD COMPONENTS OUT SWING	Sold by = ea Weight = 80 lb.	
MDSMAN9432R	MAN9 32" RIGHT HAND 4-9/16 STD COMPONENTS IN SWING	Sold by = ea Weight = 80 lb.	
MDSMAN9432RH	MAN9 32" RIGHT HINGE 4-9/16 STD COMPONENTS OUT SWING	Sold by = ea Weight = 80 lb.	
MDSMAN9436L	MAN9 36" LEFT HAND 4-9/16 STD COMPONENTS IN SWING	Sold by = ea Weight = 80 lb.	
MDSMAN9436LH	MAN9 36" LEFT HINGE 4-9/16 STD COMPONENTS OUT SWING	Sold by = ea Weight = 80 lb.	

Exterior Doors, Windows, & Openers / Manion's Entry Door Systems

Product Notes: **MAN SERIES ENTRY DOOR SYSTEMS - BASIC DOOR BUILDER SERIES:** Pre-hung, 24 gauge steel door primed, 5 YR Warranty, 20-minute fire rating on slab, Q-Lon weather stripping, single bore. STD components: Zinc Hinges, 2 3/4 Backset, composite adj. sill

TK SERIES PRE HUNG H.D. STEEL ENTRY DOORS: Pre-hung, wood edge, prefinished white, 24 gauge steel, 20-year warranty, 20-minute fire label on slab, frontline cladding (white), Q-Lon weather stripping, single bore. STD components: Zinc Hinges, 2 3/4 Backset,

MDSMAN9436R	MAN9 36" RIGHT HAND 4-9/16 STD COMPONENTS IN SWING	
	Sold by = ea Weight = 80 lb.	
MDSMAN9436RH	MAN9 36" RIGHT HINGE 4-9/16 STD COMPONENTS OUT SWING	
	Sold by = ea Weight = 80 lb.	
MDSMAN9632L	MAN9 32" LEFT HAND 6-9/16 STD COMPONENTS IN SWING	
	Sold by = ea Weight = 80 lb.	
MDSMAN9632LH	MAN9 32" LEFT HINGE 6-9/16 STD COMPONENTS OUT SWING	
	Sold by = ea Weight = 80 lb.	
MDSMAN9632R	MAN9 32" RIGHT HAND 6-9/16 STD COMPONENTS IN SWING	
	Sold by = ea Weight = 80 lb.	
MDSMAN9632RH	MAN9 32" RIGHT HINGE 6-9/16 STD COMPONENTS OUT SWING	
	Sold by = ea Weight = 80 lb.	
MDSMAN9636L	MAN9 36" LEFT HAND 6-9/16 STD COMPONENTS IN SWING	
	Sold by = ea Weight = 80 lb.	
MDSMAN9636LH	MAN9 36" LEFT HINGE 6-9/16 STD COMPONENTS OUT SWING	
	Sold by = ea Weight = 80 lb.	
MDSMAN9636R	MAN9 36" RIGHT HAND 6-9/16 STD COMPONENTS IN SWING	
	Sold by = ea Weight = 80 lb.	
MDSMAN9636RH	36" Man9-1/2 Lite 6-9/16 Right Hinge Outswing	
	Sold by = ea Weight = 80 lb.	
MDSTK01436L	TK01-36" LEFT HAND 4-9/16 CLAD WHITE STD COMPONENTS IN SWING	
	Sold by = ea Weight = 100 lb.	6-Panel
MDSTK01436R	TK01-36" RIGHT HAND 4-9/16 CLAD WHITE STD COMPONENTS IN SWING	
	Sold by = ea Weight = 100 lb.	6-Panel

Exterior Doors, Windows, & Openers / Manion's Entry Door Systems

Product Notes: **MAN SERIES ENTRY DOOR SYSTEMS - BASIC DOOR BUILDER SERIES:** Pre-hung, 24 gauge steel door primed, 5 YR Warranty, 20-minute fire rating on slab, Q-Lon weather stripping, single bore. STD components: Zinc Hinges, 2 3/4 Backset, composite adj. sill

TK SERIES PRE HUNG H.D. STEEL ENTRY DOORS: Pre-hung, wood edge, prefinished white, 24 gauge steel, 20-year warranty, 20-minute fire label on slab, frontline cladding (white), Q-Lon weather stripping, single bore. STD components: Zinc Hinges, 2 3/4 Backset,

MDSTK01636L	TK01-36" LEFT HAND 6-9/16 CLAD WHITE STD COMPONENTS IN SWING	 6-Panel
Sold by = ea Weight = 100 lb.		
MDSTK01636R	TK01-36" RIGHT HAND 6-9/16 CLAD WHITE STD COMPONENTS IN SWING	 6-Panel
Sold by = ea Weight = 100 lb.		
MDSTK01K4C436	TK01-K4C 36" LEFT HAND 4-9/16 CLAD WHITE STD COMPONENTS IN SWING	 1/2 Lite
Sold by = ea Weight = 100 lb.		
MDSTK01K4C436	TK01-K4C 36" RIGHT HAND 4-9/16 CLAD WHITE STD COMPONENTS IN SWING	 1/2 Lite
Sold by = ea Weight = 100 lb.		
MDSTK01K4C636	TK01-K4C 36" LEFT HAND 6-9/16 CLAD WHITE STD COMPONENTS IN SWING	 1/2 Lite
Sold by = ea Weight = 100 lb.		
MDSTK01K4C636	TK01-K4C 36" RIGHT HAND 6-9/16 CLAD WHITE STD COMPONENTS IN SWING	 1/2 Lite
Sold by = ea Weight = 100 lb.		
zz_MDSMAN5432	MAN5 32" RIGHT HAND 4-9/16 STD COMPONENTS IN SWING	
Sold by = ea Length = 12" Weight = 80 lb.		

Exterior Doors, Windows, & Openers / Northview Windows & Barn Sashes

Product Notes: **Aspen Gliding Window:** 3/4" insulated glass. Maintenance-free PVC frame & sash. Fusion welded frame w/integral 3/4" nail flange. Double weather-stripping for weather tightness.






Hemlock Hinged Window: 3/4" insulated glass. Maintenance-free PVC frame & sash. Hopper, awning or casement operation. Fusion welded frame w/integral 3/4" nail flange. Concealed hinges with adjustable friction glides.

NWBS2025W	Pvc Barn Sash 20"X25" U.D. 4-Lite 8X10 Sold by = ea Weight = 7 lb.	
NWBS2229W	Pvc Barn Sash 22"X29" U.D. 4-Lite 9X12 Sold by = ea Weight = 8 lb.	
NWBS2241W	Pvc Barn Sash 22"X41-5/16" U.D. 6-Lite 9X12 Sold by = ea Weight = 12 lb.	
NWBSW2025	Wood Barn Sash 20"X25" U.D. 4-Lite 8X10 Sold by = ea Weight = 7 lb.	
NWBSW2229	Wood Barn Sash 22"X29" U.D. 4-Lite 9X12 Sold by = ea Weight = 8 lb.	
NWBSW2241	Wood Barn Sash 22"X41-5/16" U.D. 6-Lite 9X12 Sold by = ea Weight = 12 lb.	
NWBSW2429	Wood Barn Sash 24"X29" U.D. 4-Lite 10X12 Sold by = ea Weight = 9 lb.	
NWC3216	White Hopper Window 32"X15-1/4" U.D. Sold by = ea Weight = 13 lb.	
NWC3220	White Hopper Window 32"X19-1/4" U.D. (STC) Sold by = ea Weight = 15 lb.	
NWC3224	White Hopper Window 32"X23-1/4" U.D. Sold by = ea Weight = 18 lb.	
NWC4324	White Hopper Window 43"X23-1/4" U.D. (STC) Sold by = ea Weight = 23 lb.	
NWS3216	White Glider Window 32"X15-1/4" U.D. Sold by = ea Weight = 14 lb.	

Exterior Doors, Windows, & Openers / Northview Windows & Barn Sashes

Product Notes: **Aspen Gliding Window:** 3/4" insulated glass. Maintenance-free PVC frame & sash. Fusion welded frame w/integral 3/4" nail flange. Double weather-stripping for weather tightness.

Hemlock Hinged Window: 3/4" insulated glass. Maintenance-free PVC frame & sash. Hopper, awning or casement operation. Fusion welded frame w/integral 3/4" nail flange. Concealed hinges with adjustable friction glides.

NWS3220	White Glider Window 32"X19-1/4" U.D. Sold by = ea Weight = 17 lb.	
NWS3224	White Glider Window 32"X23-1/4" U.D. Sold by = ea Weight = 19 lb.	
NWS4320	White Glider Window 43"X19-1/4" U.D. Sold by = ea Weight = 25 lb.	
NWS4324	White Glider Window 43"X23-1/4" U.D. (STC) Sold by = ea Weight = 25 lb.	
NWS4824	White Glider Window 47-1/2\"X23-1/4" U.D. Sold by = ea Weight = 20 lb.	
NWS4836	White Glider Window 47-1/2\"X35-1/2" U.D. Sold by = ea Weight = 25 lb.	

Exterior Doors, Windows, & Openers / Garage Doors, Openers & Accessories

Product Notes: **MODEL C2202:** 1/2 HP MED Lift Power System - Rugged Chain Drive - Includes 1 3-button remote control - 100 watts of light - WIFI Enabled

Non-Insulated #4200: 2" Thick raised panel - Wrapped and unitized hardware - Bronze Series

Insulated #5500: 2" Thick raised panel vinyl backed - Wrapped and unitized hardware - 6.3 "R" Value - Silver Series

Raised Panel Steel Sandwich #6130: Wrapped and unitized hardware - 6.5 "R" Value - Woodgrain exterior - Steel back - Gold Series

CHC2202	#C2202 1/2 Hp Ac Chain Drive Garage Door Operator With WiFi Sold by = ea Weight = 39 lb.	
CHR7708	#7708 Chamberlain Tube Extension 8'Chain Sold by = ea Weight = 6.2 lb.	
CHR7710	#7710 Chamberlain Tube Extension 10'Chain Sold by = ea Weight = 10 lb.	
CHRC940EV	#940EV-P2 Keyless Entry Remote Wall Mount-Chamberlain Sold by = ea Weight = 0.5 lb.	
GD420016B	#4200 16X7 Chocolate Brn W/ Ez Torsion Non-Insul Garage Door Sold by = ea Weight = 161 lb.	
GD5500168W	#5500 16X8 White W/ Ez Torsion Insulated Garage Door Sold by = ea Weight = 194 lb.	
GD550016B	#5500 16X7 Chocolate Brn W/ Ez Torsion Insulated Garage Door Sold by = ea Weight = 167 lb.	
GD550098B	#5500 9X8 Chocolate Brn W/ Ez Torsion Insulated Garage Door Sold by = ea Weight = 111 lb.	
GDLHEZ	Low Headroom Hardware For Ez-Torsion-Holmes #0161377 Sold by = ea Weight = 40 lb.	
GDP16BL	16' Garage Door Weather Strip Black (15) Sold by = ea Weight = 3 lb.	
GDP16S	16' Garage Door Weather Strip Sandtone (15) Sold by = ea Weight = 3 lb.	
GDP18S	18' Garage Door Weather Strip Sandtone (15) Sold by = ea Weight = 5 lb.	

Exterior Doors, Windows, & Openers / Garage Doors, Openers & Accessories

Product Notes: **MODEL C2202:** 1/2 HP MED Lift Power System - Rugged Chain Drive - Includes 1 3-button remote control - 100 watts of light - WIFI Enabled

Non-Insulated #4200: 2" Thick raised panel - Wrapped and unitized hardware - Bronze Series

Insulated #5500: 2" Thick raised panel vinyl backed - Wrapped and unitized hardware - 6.3 "R" Value - Silver Series

Raised Panel Steel Sandwich #6130: Wrapped and unitized hardware - 6.5 "R" Value - Woodgrain exterior - Steel back - Gold Series

GDP9BL	9' Garage Door Weather Strip Black (15) Sold by = ea Weight = 3 lb.	
GDPA16	16' Ud Astragal For Steel Door(ROLL) Sold by = ea Weight = 1 lb.	
GDPA9	9' Garage Door Ud Astragal Steel Door(ROLL) Sold by = ea Weight = 1 lb.	
GDPAI10	Bdl.1 1/4" X 10' Perforated Angle Iron For Garage Door**10 Sold by = BDL Weight = 200 lb.	
GDPO21	21" Operator Brace Kit-Garage Door #3520071 Sold by = ea Weight = 2 lb.	
GDPO24	24" Operator Brace Kit -Garage Door #3520043 Sold by = ea Weight = 2 lb.	
GDPS10	10' Garage Door Strut #0150011 Sold by = ea Weight = 10 lb.	
GDPS12	12' Garage Door Strut #0150021 Sold by = ea Weight = 12 lb.	
GDPS16	16' Garage Door Strut #0150061 Sold by = ea Weight = 15 lb.	
GDPS9	9' Garage Door Strut #1007028 Sold by = ea Weight = 9 lb.	
GDPT169	16' 9" Garage Door Torsion Bar #0141026 Sold by = ea Weight = 50 lb.	
GDPT99	9'9" Garage Door Torsion Bar Sold by = ea Weight = 30 lb.	

Exterior Doors, Windows, & Openers / Garage Doors, Openers & Accessories

Product Notes: **MODEL C2202:** 1/2 HP MED Lift Power System - Rugged Chain Drive - Includes 1 3-button remote control - 100 watts of light - WIFI Enabled

Non-Insulated #4200: 2" Thick raised panel - Wrapped and unitized hardware - Bronze Series

Insulated #5500: 2" Thick raised panel vinyl backed - Wrapped and unitized hardware - 6.3 "R" Value - Silver Series

Raised Panel Steel Sandwich #6130: Wrapped and unitized hardware - 6.5 "R" Value - Woodgrain exterior - Steel back - Gold Series

GDS282	#282 Garage Door Spring #1 Brown 9X7 Sold by = ea Weight = 2 lb.	
GDS287	#287 Garage Door Spring #1 White 16X7 Sold by = ea Weight = 3 lb.	
GDS290	#290 Garage Door Spring #1 Blue Sold by = ea Weight = 3 lb.	
GDS292	#292 Garage Door Spring #2 Brown Sold by = ea Weight = 3 lb.	
PYFD112BW	1-1/2" Bright White LOW PRO (250/Bag) (10/ctn) East Coast Fasteners *BAG Sold by = BAG Weight = 2 lb.	
PYFJSBR	1-1/2" Brown Garage Door Jamb Seal Fastener (No Washer) (100) Sold by = BAG Weight = 2.5 lb.	
VIBMW10	10' White Brickmould Vi-Lux Pgbm (14 Pc/Ctn) *Ctn Sold by = CTN Length = 10" Weight = 65 lb.	
VIBMW17	17' White Brickmould Vi-Lux Pgbm (14 Pc/Ctn) *Ctn Sold by = CTN Length = 17" Weight = 100 lb.	
VIBMW7	7' White Brickmould Vi-Lux Pgbm (14 Pc/Ctn) *Ctn Sold by = CTN Length = 7" Weight = 50 lb.	
VISB16	16' Brown Garage Door Stop Vi-Lux 7/16"X 1-15/16" (10Pc/Ctn) *Ctn Sold by = CTN Length = 16" Weight = 41 lb.	
VISB16P	Pc. 16' Brown Garage Door Stop Vi-Lux 7/16"X 1-15/16" Sold by = PC Length = 16" Weight = 4 lb.	
VISB7	7' Brown Garage Door Stop Vi-Lux 7/16"X 1-15/16" (10 Pc/Ctn) *Ctn Sold by = CTN Length = 7" Weight = 18 lb.	

Exterior Doors, Windows, & Openers / Garage Doors, Openers & Accessories

Product Notes: **MODEL C2202:** 1/2 HP MED Lift Power System - Rugged Chain Drive - Includes 1 3-button remote control - 100 watts of light - WIFI Enabled







Non-Insulated #4200: 2" Thick raised panel - Wrapped and unitized hardware - Bronze Series

Insulated #5500: 2" Thick raised panel vinyl backed - Wrapped and unitized hardware - 6.3 "R" Value - Silver Series

Raised Panel Steel Sandwich #6130: Wrapped and unitized hardware - 6.5 "R" Value - Woodgrain exterior - Steel back - Gold Series

VISB9	9' Brown Garage Door Stop Vi-Lux 7/16"X 1-15/16" (10 Pc/Ctn) *Ctn Sold by = CTN Length = 9" Weight = 22 lb.	
VISB9P	Pc. 9' Brown Garage Door Stop Vi-Lux 7/16"X 1-15/16" Sold by = PC Length = 9" Weight = 2 lb.	
VISW16	16' White Garage Door Stop Vi-Lux 7/16"X 1 15/16" (10 Pc/Ctn) *Ctn Sold by = CTN Length = 16" Weight = 41 lb.	
VISW16P	Pc.16' White Garage Door Stop Vi-Lux 7/16"X 1 15/16" Sold by = PC Length = 16" Weight = 4 lb.	
VISW7	7' White Garage Door Stop Vi-Lux 7/16"X 1 15/16" (10 Pc/Ctn) *Ctn Sold by = CTN Length = 7" Weight = 18 lb.	
VISW9	9' White Garage Door Stop Vi-Lux 7/16"X 1 15/16" (10 Pc/Ctn) *Ctn Sold by = CTN Length = 9" Weight = 22 lb.	
VISW9P	Pc. 9' White Garage Door Stop Vi-Lux 7/16"X 1 15/16" Sold by = PC Length = 9" Weight = 2 lb.	













PHAC36	36" X 100' Aluminum Charcoal Screen Sold by = ROLL Length = 36" Weight = 13.2 lb.	
PHAC48	48" X 100' Aluminum Charcoal Screen Sold by = ROLL Length = 48" Weight = 17.25 lb.	
PHAC60	60" X 100' Aluminum Charcoal Screen Sold by = ROLL Length = 60" Weight = 21.55 lb.	
PHAC72	72" X 100' Aluminum Charcoal Screen Sold by = ROLL Length = 72" Weight = 26.15 lb.	
PHP24	24" X 100' Phiferglass Charcoal Screen Sold by = ROLL Length = 24" Weight = 5.5 lb.	
PHP28	28" X 100' Phiferglass Charcoal Screen Sold by = ROLL Length = 28" Weight = 6.88 lb.	
PHP32	32" X 100' Phiferglass Charcoal Screen Sold by = ROLL Length = 32" Weight = 7.85 lb.	
PHP36	36" X 100' Phiferglass Charcoal Screen Sold by = ROLL Length = 36" Weight = 8.25 lb.	
PHP48	48" X 100' Phiferglass Charcoal Screen Sold by = ROLL Length = 48" Weight = 11 lb.	
PHP60	60" X 100' Phiferglass Charcoal Screen Sold by = ROLL Length = 60" Weight = 13.75 lb.	
PHP72	72" X 100' Phiferglass Charcoal Screen Sold by = ROLL Length = 72" Weight = 16.5 lb.	
PHT120100	120" X 100' Tuff Screen Black Phifer Sold by = ROLL Length = 120" Weight = 80 lb.	

<p>PHT48100</p>	<p>48" X 100' Tuff Screen Black Phifer Sold by = ROLL Length = 48" Weight = 26 lb.</p>	
<p>PHT60100</p>	<p>60" X 100' Tuff Screen Black Phifer Sold by = ROLL Length = 60" Weight = 32 lb.</p>	
<p>PHT72100</p>	<p>72" X 100' Tuff Screen Black Phifer Sold by = ROLL Length = 72" Weight = 38 lb.</p>	
<p>PHT96100</p>	<p>96" X 100' Tuff Screen Black Phifer Sold by = ROLL Length = 96" Weight = 54 lb.</p>	
<p>PHT9650</p>	<p>96" X 50' Tuff Screen Black Phifer Sold by = ROLL Length = 96" Weight = 27 lb.</p>	
<p>PHV8</p>	<p>8"X 100' Vent Screen Aluminum 3 Per Ctn Sold by = CTN Weight = 7 lb.</p>	

Exterior Doors, Windows, & Openers / Screenshot System & Accessories

Product Notes: **Screen Kit:** An aluminum base and a vinyl cap that snap together and attach to your screen frame













Plinth Corners: Color-matched corners and screws. Inside frame flush mount or outside frame corner mount

<p>SCCPIB</p>	<p>Screenshot Flushmount (I/S) Corners-Black/Bronze 4Cnr (8pc/bag) Sold by = BAG Weight = 1 lb.</p>	
<p>SCCPICL</p>	<p>Screenshot Flushmount (I/S) Corners -Clay *4Cnr (8pc/bag) Sold by = BAG Weight = 1 lb.</p>	
<p>SCCPIS</p>	<p>Screenshot Flushmount (I/S) Corners -Sand 4Cnr (8pc/bag) Sold by = BAG Weight = 1 lb.</p>	
<p>SCCPIW</p>	<p>Screenshot Flushmount (I/S) Corners -White 4Cnr (8pc/bag) Sold by = BAG Weight = 1 lb.</p>	
<p>SCCPOB</p>	<p>Screenshot Corners (O/S) Corner Mount-Black/Bronze **4/Bag Sold by = BAG Weight = 1 lb.</p>	
<p>SCCPOCL</p>	<p>Screenshot Corners (O/S) Corner Mount-Clay **4/Bag Sold by = BAG Weight = 1 lb.</p>	
<p>SCCPOS</p>	<p>Screenshot Corners (O/S) Corner Mount-Sand**4/Bag Sold by = BAG Weight = 1 lb.</p>	
<p>SCCPOW</p>	<p>Screenshot Corners (O/S) Corner Mount-White**4/Bag Sold by = BAG Weight = 1 lb.</p>	
<p>SCFB</p>	<p>Screenshot Screws-Bronze/Black (50Pc/Bag) Sold by = BAG Weight = 1 lb.</p>	
<p>SCFC</p>	<p>Screenshot Screws-Clay (50Pc/Bag) Sold by = BAG Weight = 1 lb.</p>	
<p>SCFS</p>	<p>Screenshot Screws- Sand (50Pc/Bag) Sold by = BAG Weight = 1 lb.</p>	
<p>SCFW</p>	<p>Screenshot Screws- White (50Pc/Bag) Sold by = BAG Weight = 1 lb.</p>	

Exterior Doors, Windows, & Openers / Screenshot System & Accessories

Product Notes: **Screen Kit:** An aluminum base and a vinyl cap that snap together and attach to your screen frame

Plinth Corners: Color-matched corners and screws. Inside frame flush mount or outside frame corner mount

<p>SCICB12</p>	<p>12' Bronze / Black Screenshot Cap Only</p> <p>Sold by = PC Weight = 1 lb.</p>	<p>SCREEN EZE VINYL CAP ONLY BLACK / BROWN CAP COLOR</p> 
<p>SCICB8</p>	<p>8' Bronze / Black Screenshot Cap Only</p> <p>Sold by = PC Weight = 1 lb.</p>	<p>SCREEN EZE VINYL CAP ONLY BLACK / BROWN CAP COLOR</p> 
<p>SCICC12</p>	<p>12' Clay Screenshot Cap Only</p> <p>Sold by = PC Weight = 1 lb.</p>	<p>SCREEN EZE VINYL CAP ONLY CLAY CAP COLOR</p> 
<p>SCICC8</p>	<p>8' Clay Screenshot Cap Only</p> <p>Sold by = PC Weight = 1 lb.</p>	<p>SCREEN EZE VINYL CAP ONLY CLAY CAP COLOR</p> 
<p>SCICS12</p>	<p>12' Sand Screenshot Cap Only</p> <p>Sold by = PC Weight = 1 lb.</p>	<p>SCREEN EZE VINYL CAP ONLY SAND CAP COLOR</p> 
<p>SCICW12</p>	<p>12' White Screenshot Cap Only</p> <p>Sold by = PC Weight = 1 lb.</p>	<p>SCREEN EZE VINYL CAP ONLY WHITE CAP COLOR</p> 
<p>SCSB8</p>	<p>* BLUE TUBE * 8' SnapTrack Screenshot - Bronze (Set of 5)</p> <p>Sold by = TUBE Length = 96" Weight = 8.5 lb.</p>	
<p>SCSW8</p>	<p>* BLUE TUBE* 8' SnapTrack Screenshot - White (Set of 5)</p> <p>Sold by = TUBE Length = 96" Weight = 8.5 lb.</p>	
<p>SCTB12</p>	<p>12' Tube Bronze Screenshot Kit 5 Sets (Caps, Bases & Screws)</p> <p>Sold by = TUBE Length = 144" Weight = 13 lb.</p>	
<p>SCTB8</p>	<p>8' Tube Bronze Screenshot Kit 5 Sets (Caps, Bases & Screws)</p> <p>Sold by = TUBE Length = 96" Weight = 8.5 lb.</p>	
<p>SCTCL12</p>	<p>12' Tube Clay Screenshot Kit 5 Sets(Caps, Bases & Screws)</p> <p>Sold by = TUBE Length = 144" Weight = 8.5 lb.</p>	
<p>SCTCL8</p>	<p>8' Tube Clay Screenshot Kit 5 Sets(Caps, Bases & Screws)</p> <p>Sold by = TUBE Length = 96" Weight = 8.5 lb.</p>	

Exterior Doors, Windows, & Openers / Screeneze System & Accessories

Product Notes: **Screen Kit:** An aluminum base and a vinyl cap that snap together and attach to your screen frame

Plinth Corners: Color-matched corners and screws. Inside frame flush mount or outside frame corner mount













SCTS12	12' Tube Sand Screeneze Kit 5 Sets(Caps, Bases & Screws)	
	Sold by = TUBE Length = 144" Weight = 13 lb.	
SCTS8	8' Tube Sand Screeneze Kit 5 Sets(Caps, Bases & Screws)	
	Sold by = TUBE Length = 96" Weight = 8.5 lb.	
SCTW12	12' Tube White Screeneze Kit 5 Sets(Caps, Bases & Screws)	
	Sold by = TUBE Length = 144" Weight = 13 lb.	
SCTW8	8' Tube White Screeneze Kit 5 Sets(Caps, Bases & Screws)	
	Sold by = TUBE Length = 96" Weight = 8.5 lb.	

Exterior Doors, Windows, & Openers / Sun Tek Skylight

Product Notes: **Fixed Model FGC:** Low E Over Clear Tempered Glass - Outside Frame Bronze - Completely assembled and ready to install.

Vented Model VGC: Low E Over Clear - Tempered Glass - Outside Frame Bronze - Completely assembled and ready to install.

Tubular Skylight: Easiest to install. Transparent polycarbonate dome has lowest roof profile. One piece self flashing. Everything is in the box, including fasteners, special roofing sealant and easy to follow instructions.

SKE10	Extension Kit For 10" Tubular Skylight (20" Length) Sold by = ea Weight = 8 lb.	
SKE14	Extension Kit For 14" Tubular Skylight (20" Length) Sold by = ea Weight = 9 lb.	
SKE21	Extension Kit For 21" Tubular Skylight (20" Length) Sold by = ea Weight = 12 lb.	
SKEP	Telescopic Pole 6'-10' Sold by = ea Weight = 6 lb.	
SKFGC2525	FGC2525 Fixed Skylight Low-E Clear Temp Glass Bronze/White 22-1/2"X22-1/2" R.O. Sold by = ea Weight = 23 lb.	
SKFGC2549	FGC2549 Fixed Skylight Low-E Clear Temp Glass Bronze/White 22-1/2"X46-1/2" R.O. Sold by = ea Weight = 41.3 lb.	
SKHDA	Hex Drive Adapter Sold by = ea Weight = 0.3 lb.	
SKT10	Tubular Skylight 10" Suntek (48" Length) Sold by = ea Weight = 14 lb.	
SKT14	Tubular Skylight 14" Suntek (48" Length) Sold by = ea Weight = 16 lb.	
SKT21	Tubular Skylight 21" Suntek (48" Length) Sold by = ea Weight = 20 lb.	
SKV2525	VGC2525 Vented Skylight Low-E Clear Temp Glass Bronze 22-1/2"X22-1/2" R.O. Sold by = ea Weight = 37 lb.	
SKV2549	VGC2549 Vented Skylight Sold by = ea Width = 25" Length = 49" Weight = 67 lb.	

Exterior Doors, Windows, & Openers / Window Wraps


Product Notes: **mfm Window Wrap:** A prefabricated waterproofing membrane. Self-seals around fasteners including nails, staples and screws. Aggressive adhesion for horizontal and vertical applications. Uniform thickness for dependable protection.

ADO Window Wrap: Composed of a 7 mil adhesive layer coated to a metalized polyester facer. All rolls have a split plastic release liner and can be installed down to -40 deg. F

ADOWRAP9

ADO Powerflash 14 Flashing Tape 9" X 75' (4/Ctn)

Sold by = CTN | Weight = 19 lb.



WIN4

4" X 100' Window Wrap MFM (Sold By Ctn. Of 9 Rolls)

Sold by = CTN | Weight = 55 lb.









WINFLEX

9" X 50' Flex Window Wrap MFM (Carton Of 4 Rolls)







Sold by = CTN | Weight = 52 lb.



















GPD10	10' Metal OSC 103 Deluxe Durabead 1-1/4x1-1/4 (50/Ctn)	
	Sold by = CTN Length = 6000" Weight = 55 lb.	
GPD8	8' Metal OSC 103 Deluxe Durabead 1-1/4x1-1/4 (63/Ctn)	
	Sold by = CTN Length = 6048" Weight = 56.7 lb.	
GPD9	9' Metal OSC 103 Deluxe Durabead 1-1/4x1-1/4 (56/Ctn)	
	Sold by = CTN Length = 6048" Weight = 54 lb.	
GPMF	Metal Furring Hat Channel 25 Ga 7/8" x 12' (10/Bdl)	
	Sold by = BDL Length = 120" Weight = 50 lb.	
GPML	Metal Lath Self Furring 3.4 Galv 27" x 97" (10/Bdl)	
	Sold by = BDL Width = 27" Length = 96" Weight = 64 lb.	
GPRC	RC-1 Deluxe Sound Channel 2-1/2"w x1/2"d x 12' (20/Bdl)	
	Sold by = BDL Length = 2880" Weight = 52 lb.	













Gypsum Products & Steel Studs / Accessories Paper Faced Beads & Trim









Product Notes: B-1 Super Wide is used for 90 Deg. outside corners. Suitable for use on any thickness of wallboard. B-2 is designed to form a true inner (90 Deg.) corner. Sloc installs easily to form a smooth rounded outer corner. The 3/4" radius can be used for 1/2" or 5/8" drywall.






GYBB1S10	USG B1 10' Super Wide Os Corner Tape On Bead- 280460 (50) Sold by = CTN Length = 6000" Weight = 41 lb.	
GYBB1S8	USG B1 8' Super Wide Os Corner Tape On Bead- 280460 (50) Sold by = CTN Length = 4800" Weight = 33 lb.	
GYBB1S9	USG B1 9' Super Wide Os Corner Tape On Bead- 280460 (50) Sold by = CTN Length = 5400" Weight = 37 lb.	
GYBB28	USG B2 8' Inside Corner Tape On Bead- 281530 (50) (SUP) Sold by = CTN Length = 4800" Weight = 30 lb.	
GYBSLOC10	USG SLOC 10' Bullnose Os Corner Tape On Bead- 280320 (50) Sold by = CTN Length = 6000" Weight = 48 lb.	
GYBSLOC8	USG SLOC 8' Bullnose Os Corner Tape On Bead- 280320 (50) Sold by = CTN Length = 4800" Weight = 38.5 lb.	







<p>GYJCAP1</p>	<p>USG All Purpose 3.5 Qt Joint Compound- 4/Ctn #385140 Sold by = CTN Weight = 52 lb.</p>	
<p>GYJCAPC</p>	<p>USG All Purpose Carton 4.5 Gal Joint Compound (48) #381450 Sold by = CTN Weight = 63 lb.</p>	
<p>GYJCAPP</p>	<p>USG All Purpose Pail 4.5 Gal Joint Compound (48) Green Lid #380501 Sold by = PAIL Weight = 63 lb.</p>	
<p>GYJCD90</p>	<p>USG Durabond 90 Joint Compound- 25 Lb (60) #381630 Sold by = BAG Thickness = 3.5" Width = 8" Length = 10" Weight = 25 lb.</p>	
<p>GYJCES20</p>	<p>USG Easy Sand 20 Joint Compound- 18 Lb (60) #384214 Sold by = BAG Thickness = 3.5" Width = 8" Length = 10" Weight = 18 lb.</p>	
<p>GYJCES210</p>	<p>USG Easy Sand 210 Joint Compound- 18 Lb (60) #384212 Sold by = BAG Thickness = 3.5" Width = 8" Length = 10" Weight = 18 lb.</p>	
<p>GYJCES45</p>	<p>USG Easy Sand 45 Joint Compound- 18 Lb (60) #384210 Sold by = BAG Thickness = 3.5" Width = 8" Length = 10" Weight = 18 lb.</p>	
<p>GYJCES5</p>	<p>USG Easy Sand 5 Joint Compound- 18 Lb (60) #384150 (STC) Sold by = BAG Thickness = 3.5" Width = 8" Length = 10" Weight = 18 lb.</p>	
<p>GYJCES90</p>	<p>USG Easy Sand 90 Joint Compound- 18 Lb (60) #384211 Sold by = BAG Thickness = 3.5" Width = 8" Length = 10" Weight = 18 lb.</p>	
<p>GYJCP31</p>	<p>USG Plus-3 3.5 Qt Joint Compound- 4/Ctn #384013 Sold by = CTN Weight = 52 lb.</p>	
<p>GYJCP3C</p>	<p>USG Plus-3 Carton 4.5 Gal Joint Compound (64) #380285 Blue Sold by = CTN Weight = 47 lb.</p>	
<p>GYJCP3P</p>	<p>USG Plus-3 Pail 4.5 Gal Joint Compound (48) Blue Lid #381466 Sold by = PAIL Weight = 47 lb.</p>	









GYJCTC	USG Topping 3.5 Gal Carton Joint Compound (48) #385236	
	Sold by = CTN Weight = 42 lb.	
GYJT250	USG 250' Joint Tape Roll- 20/Ctn #382175	
	Sold by = CTN Weight = 26 lb.	
GYJT500	USG 500' Joint Tape Roll- 10/Ctn #382198	
	Sold by = CTN Weight = 26 lb.	
GYJTF	USG Fiberglass Tape 250' Roll- 20/Ctn #385200	
	Sold by = CTN Weight = 20 lb.	
GYTXC	USG Coarse Spray Texture- 40 Lb (60) #540790 (STC)	
	Sold by = BAG Weight = 40 lb.	
GYTXM	USG Medium Spray Texture- 40 Lb (32) #540795	
	Sold by = BAG Weight = 40 lb.	
GYTXU	USG Unaggregated Spray Texture- 50 Lb (32) #545341	
	Sold by = BAG Weight = 50 lb.	







CS1210	Certainteed 1/2" 4'X10' Easi Lite Gypsum (34)	
Sold by = msf Width = 48" Length = 120" Weight = 57.3 lb.		
CS1212	Certainteed 1/2" 4'X12' Easi Lite Gypsum (34)	
Sold by = msf Width = 48" Length = 144" Weight = 69.5 lb.		
CS125412	Certainteed 1/2" 54"X12' Easi Lite Gypsum (34)	
Sold by = msf Width = 54" Length = 144" Weight = 76.8 lb.		
CS128	Certainteed 1/2" 4'X8' Easi Lite Gypsum (34)	
Sold by = msf Thickness = 0.5" Width = 48" Length = 96" Weight = 46.3 lb.		
CS388	Certainteed 3/8" 4'X8'Reg Gypsum (44)	
Sold by = msf Width = 48" Length = 96" Weight = 43.9 lb.		
CSF10	Ceratinteed 5/8" 4'X10' FC-X Gypsum (26)	
Sold by = msf Width = 48" Length = 120" Weight = 91 lb.		
CSF12	Certainteed 5/8" 4'X12' FC-X Gypsum (26)	
Sold by = msf Width = 48" Length = 144" Weight = 109 lb.		
CSF5412	Certainteed 5/8" 54"X12' FC-X Gypsum (26)	
Sold by = msf Width = 54" Length = 144" Weight = 124 lb.		
CSF8	Certainteed 5/8" 4'X8' FC-X Gypsum (26)	
Sold by = msf Width = 48" Length = 96" Weight = 72.6 lb.		
CSM21212	Certainteed/USG 1/2" 4'X12' M2Tech/Mold Tough Gypsum (34)	
Sold by = msf Width = 48" Length = 144" Weight = 77 lb.		
CSM2128	Certainteed 1/2" 4'X8' M2Tech Gypsum (34)	
Sold by = msf Width = 48" Length = 96" Weight = 55.6 lb.		
CSM2588	Certainteed 5/8" 4'X8' M2Tech FC-X Gypsum (26)	
Sold by = msf Width = 48" Length = 96" Weight = 73.8 lb.		








GYJCAP1	USG All Purpose 3.5 Qt Joint Compound- 4/Ctn #385140	
	Sold by = CTN Weight = 52 lb.	
GYJCAPC	USG All Purpose Carton 4.5 Gal Joint Compound (48) #381450	
	Sold by = CTN Weight = 63 lb.	
GYJCAPP	USG All Purpose Pail 4.5 Gal Joint Compound (48) Green Lid #380501	
	Sold by = PAIL Weight = 63 lb.	
GYJCD90	USG Durabond 90 Joint Compound- 25 Lb (60) #381630	
	Sold by = BAG Thickness = 3.5" Width = 8" Length = 10" Weight = 25 lb.	
GYJCES20	USG Easy Sand 20 Joint Compound- 18 Lb (60) #384214	
	Sold by = BAG Thickness = 3.5" Width = 8" Length = 10" Weight = 18 lb.	
GYJCES210	USG Easy Sand 210 Joint Compound- 18 Lb (60) #384212	
	Sold by = BAG Thickness = 3.5" Width = 8" Length = 10" Weight = 18 lb.	
GYJCES45	USG Easy Sand 45 Joint Compound- 18 Lb (60) #384210	
	Sold by = BAG Thickness = 3.5" Width = 8" Length = 10" Weight = 18 lb.	
GYJCES5	USG Easy Sand 5 Joint Compound- 18 Lb (60) #384150 (STC)	
	Sold by = BAG Thickness = 3.5" Width = 8" Length = 10" Weight = 18 lb.	
GYJCES90	USG Easy Sand 90 Joint Compound- 18 Lb (60) #384211	
	Sold by = BAG Thickness = 3.5" Width = 8" Length = 10" Weight = 18 lb.	
GYJCP31	USG Plus-3 3.5 Qt Joint Compound- 4/Ctn #384013	
	Sold by = CTN Weight = 52 lb.	
GYJCP3C	USG Plus-3 Carton 4.5 Gal Joint Compound (64) #380285 Blue	
	Sold by = CTN Weight = 47 lb.	
GYJCP3P	USG Plus-3 Pail 4.5 Gal Joint Compound (48) Blue Lid #381466	
	Sold by = PAIL Weight = 47 lb.	

GYJCTC	USG Topping 3.5 Gal Carton Joint Compound (48) #385236	
	Sold by = CTN Weight = 42 lb.	
GYJT250	USG 250' Joint Tape Roll- 20/Ctn #382175	
	Sold by = CTN Weight = 26 lb.	
GYJT500	USG 500' Joint Tape Roll- 10/Ctn #382198	
	Sold by = CTN Weight = 26 lb.	
GYJTF	USG Fiberglass Tape 250' Roll- 20/Ctn #385200	
	Sold by = CTN Weight = 20 lb.	
GYTXC	USG Coarse Spray Texture- 40 Lb (60) #540790 (STC)	
	Sold by = BAG Weight = 40 lb.	
GYTXM	USG Medium Spray Texture- 40 Lb (32) #540795	
	Sold by = BAG Weight = 40 lb.	
GYTXU	USG Unaggregated Spray Texture- 50 Lb (32) #545341	
	Sold by = BAG Weight = 50 lb.	

GYDUR14	USG Durock 1/4" 3' X 5' Cement Board- 170215 (60)	
	Sold by = ea Width = 36" Length = 60" Weight = 28.5 lb.	
GYDUR35	USG Durock 1/2" 3' X 5' Cement Board- 172954 (50)	
	Sold by = ea Width = 36" Length = 60" Weight = 34.8 lb.	
GYDUR48	USG Durock 1/2" 4' X 8' Cement Board- 172956 (40)	
	Sold by = ea Width = 48" Length = 96" Weight = 80 lb.	
GYDUR58	USG Durock 5/8" 4' X 8' Cement Board- 170576 (32)	
	Sold by = ea Width = 48" Length = 96" Weight = 104 lb.	
GYDURT	USG Durock Tape 2" X 50' Roll- 178664 (20)	
	Sold by = ROLL Weight = 2 lb.	
GYFIB	USG Fiberock 1/4" 4'X4' Aqua Tough- 060085 (60)	
	Sold by = ea Width = 48" Length = 48" Weight = 27 lb.	

<p>GYJCAP1</p>	<p>USG All Purpose 3.5 Qt Joint Compound- 4/Ctn #385140 Sold by = CTN Weight = 52 lb.</p>	
<p>GYJCAPC</p>	<p>USG All Purpose Carton 4.5 Gal Joint Compound (48) #381450 Sold by = CTN Weight = 63 lb.</p>	
<p>GYJCAPP</p>	<p>USG All Purpose Pail 4.5 Gal Joint Compound (48) Green Lid #380501 Sold by = PAIL Weight = 63 lb.</p>	
<p>GYJCD90</p>	<p>USG Durabond 90 Joint Compound- 25 Lb (60) #381630 Sold by = BAG Thickness = 3.5" Width = 8" Length = 10" Weight = 25 lb.</p>	
<p>GYJCES20</p>	<p>USG Easy Sand 20 Joint Compound- 18 Lb (60) #384214 Sold by = BAG Thickness = 3.5" Width = 8" Length = 10" Weight = 18 lb.</p>	
<p>GYJCES210</p>	<p>USG Easy Sand 210 Joint Compound- 18 Lb (60) #384212 Sold by = BAG Thickness = 3.5" Width = 8" Length = 10" Weight = 18 lb.</p>	
<p>GYJCES45</p>	<p>USG Easy Sand 45 Joint Compound- 18 Lb (60) #384210 Sold by = BAG Thickness = 3.5" Width = 8" Length = 10" Weight = 18 lb.</p>	
<p>GYJCES5</p>	<p>USG Easy Sand 5 Joint Compound- 18 Lb (60) #384150 (STC) Sold by = BAG Thickness = 3.5" Width = 8" Length = 10" Weight = 18 lb.</p>	
<p>GYJCES90</p>	<p>USG Easy Sand 90 Joint Compound- 18 Lb (60) #384211 Sold by = BAG Thickness = 3.5" Width = 8" Length = 10" Weight = 18 lb.</p>	
<p>GYJCP31</p>	<p>USG Plus-3 3.5 Qt Joint Compound- 4/Ctn #384013 Sold by = CTN Weight = 52 lb.</p>	
<p>GYJCP3C</p>	<p>USG Plus-3 Carton 4.5 Gal Joint Compound (64) #380285 Blue Sold by = CTN Weight = 47 lb.</p>	
<p>GYJCP3P</p>	<p>USG Plus-3 Pail 4.5 Gal Joint Compound (48) Blue Lid #381466 Sold by = PAIL Weight = 47 lb.</p>	






GYJCTC	USG Topping 3.5 Gal Carton Joint Compound (48) #385236	
	Sold by = CTN Weight = 42 lb.	
GYJT250	USG 250' Joint Tape Roll- 20/Ctn #382175	
	Sold by = CTN Weight = 26 lb.	
GYJT500	USG 500' Joint Tape Roll- 10/Ctn #382198	
	Sold by = CTN Weight = 26 lb.	
GYJTF	USG Fiberglass Tape 250' Roll- 20/Ctn #385200	
	Sold by = CTN Weight = 20 lb.	
GYTXC	USG Coarse Spray Texture- 40 Lb (60) #540790 (STC)	
	Sold by = BAG Weight = 40 lb.	
GYTXM	USG Medium Spray Texture- 40 Lb (32) #540795	
	Sold by = BAG Weight = 40 lb.	
GYTXU	USG Unaggregated Spray Texture- 50 Lb (32) #545341	
	Sold by = BAG Weight = 50 lb.	










GPS20408	Steel Stud 3-5/8" x 8' 20Ga 18 Mil	
Sold by = PC Thickness = 2" Width = 4" Length = 96" Weight = 3.1 lb.		
GPS20410	Steel Stud 3-5/8" x 10' 20Ga 18 Mil	
Sold by = PC Thickness = 2" Width = 4" Length = 120" Weight = 3.9 lb.		
GPS20412	Steel Stud 3-5/8" x 12' 20Ga 18 Mil	
Sold by = PC Thickness = 2" Width = 4" Length = 144" Weight = 4.6 lb.		
GPS204R	Steel Runner/Track 3-5/8" x 10' 20Ga 18Mil	
Sold by = PC Thickness = 2" Width = 4" Length = 120" Weight = 3.8 lb.		
GPS20610	Steel Stud 6" x 10' 20 Ga 18Mil (STC)	
Sold by = PC Thickness = 2" Width = 6" Length = 120" Weight = 3.9 lb.		
GPS206R	Steel Runner/Track 6" x 10' 20 Ga 18 Mil (STC)	
Sold by = PC Thickness = 2" Width = 6" Length = 120" Weight = 3.8 lb.		
GPSC12	1/2" Steel Stud Modified Truss Head Screws (Mt8X12-5) 5# Ctn Approx 1,200ct. For	
Sold by = ea Length = 6000" Weight = 55 lb.		

FSP12	1x2x96 Premium Furring Strips Sold by = ea Thickness = 1" Width = 2" Length = 96" Weight = 2.5 lb.	
FSP13	1x3x96 Premium Furring Strips Sold by = ea Thickness = 1" Width = 3" Length = 96" Weight = 3.8 lb.	
FSP22	2x2x96 Premium Furring Strips Sold by = ea Thickness = 2" Width = 2" Length = 96" Weight = 2 lb.	
SU12	1X2X96 Hi Line Strips **16/Bdl (56 Bdl/Un) Sold by = ea Thickness = 1" Width = 2" Length = 96" Weight = 2.5 lb.	
SU13	1X3X96 Hi Line Strips **12/Bdl (48 Bdl/Un) Sold by = ea Thickness = 1" Width = 3" Length = 96" Weight = 3.8 lb.	
SU138	1X3X96 Hi-Line Strips ***10/Bdl (36 Bdl/Un) Sold by = BDL Thickness = 1" Width = 3" Length = 96" Weight = 3.8 lb.	
SU22	2X2X96 Hi Line Strips 12/Bdl (40 Bdl/Un) Sold by = ea Thickness = 2" Width = 2" Length = 96" Weight = 2 lb.	
SU228	2X2X96 Hi Line Strips **8/Bdl (56 Bdl/Un) Sold by = ea Thickness = 2" Width = 2" Length = 96" Weight = 2 lb.	
SU4116	2 X 4 X 116 5/8" Studs (294) (6.666 Bf) Sold by = mbf Thickness = 2" Width = 4" Length = 120" Weight = 9.9 lb.	
SU42	2 X 4 X 92 5/8" Premium Studs (294) (5.333 Bf) Sold by = mbf Thickness = 2" Width = 4" Length = 96" Weight = 8.5 lb.	
SU46	2 X 4 X 96" Premium Studs (294) (5.333 Bf) Sold by = mbf Thickness = 2" Width = 4" Length = 96" Weight = 8.7 lb.	
SU6116	2 X 6 X 116 5/8" Studs (189) (10.0 Bf) Sold by = mbf Thickness = 2" Width = 6" Length = 120" Weight = 14.85 lb.	

SU62	2 X 6 X 92 5/8" Premium Studs (189) (8.0 Bf)	Sold by = mbf Thickness = 2" Width = 6" Length = 96" Weight = 13.7 lb.	
SU66	2 X 6 X 96" Premium Studs (189) (8.0 Bf)	Sold by = mbf Thickness = 2" Width = 6" Length = 96" Weight = 13.2 lb.	
SUCS62	2X6 92-5/8" Canfor **Select** Stud (189) (Sstudc) *Pc	Sold by = mbf Thickness = 2" Width = 6" Length = 96" Weight = 13.2 lb.	
SUEC46	2 X 4 X 96" "Economy" Studs (294) (5.333 Bf)	Sold by = mbf Thickness = 2" Width = 4" Length = 96" Weight = 7.6 lb.	
SUEC62	2X6X92-5/8" Eacom /Interfor Select #2 (189)	Sold by = mbf Thickness = 2" Width = 6" Length = 96" Weight = 13.2 lb.	
SUEW6104	2X6X104-5/8" Edgewood Spf (189) #2 Stamp Premium*Pc	Sold by = mbf Thickness = 2" Width = 6" Length = 108" Weight = 14.85 lb.	
SUH62	Hampton #2 2X6X92 5/8" Studs (189) (8.0)	Sold by = mbf Thickness = 2" Width = 6" Length = 96" Weight = 13.2 lb.	
SUHP66	Hampton Prem. #2 2X6X96" Studs (189) (8.0)	Sold by = mbf Thickness = 2" Width = 6" Length = 96" Weight = 13.2 lb.	
SUP42	Potlatch 2X4X92 5/8" Studs (294) (5.333)	Sold by = mbf Thickness = 2" Width = 4" Length = 96" Weight = 8.7 lb.	
SUP46	Potlatch 2X4X96" Studs (294) (5.333)	Sold by = mbf Thickness = 2" Width = 4" Length = 96" Weight = 8.7 lb.	
SUP62	Potlatch 2X6X92 5/8" Studs (189) (8.0)	Sold by = mbf Thickness = 2" Width = 6" Length = 96" Weight = 13.2 lb.	
SUP66	Potlatch 2X6X96" Studs (189) (8.0)	Sold by = mbf Thickness = 2" Width = 6" Length = 96" Weight = 13.2 lb.	

SUPC4104	2X4X104 5/8" Premium Studs (294) (6.0 Bf)	
	Sold by = mbf Thickness = 2" Width = 4" Length = 108" Weight = 9.8 lb.	
SUPC6104	2X6X104 5/8" Premium Studs (189) (9.0 Bf)	
	Sold by = mbf Thickness = 2" Width = 6" Length = 108" Weight = 15.2 lb.	
SUPP42	2X4X92-5/8" Potlatch "Premium" Studs (294) *Pc	
	Sold by = mbf Thickness = 2" Width = 4" Length = 96" Weight = 8.15 lb.	
SUPP46	2X4 96" Potlatch "Premium" Spruce (294) (5.333) *Pc	
	Sold by = mbf Thickness = 2" Width = 4" Length = 96" Weight = 8.18 lb.	
SURE426	2X4 116-5/8" Resolute #2 (294)	
	Sold by = mbf Thickness = 2" Width = 4" Length = 120" Weight = 9.9 lb.	
SURE6108	2X6 108" Resolute (189)	
	Sold by = mbf Thickness = 2" Width = 6" Length = 108" Weight = 14.85 lb.	
SURE62	2X6X92-5/8" Resolute #2 (189)	
	Sold by = mbf Thickness = 2" Width = 6" Length = 96" Weight = 13.2 lb.	
SURE626	2X6X116-5/8" Resolute #2 (189)	
	Sold by = mbf Thickness = 2" Width = 6" Length = 120" Weight = 14.85 lb.	
SUSA42	2X4X92-5/8" Sinclair Nechako/Lakeland#2 Studs (294)	
	Sold by = mbf Thickness = 2" Width = 4" Length = 96" Weight = 8.8 lb.	
SUSA46	2X4X96" Sinclair Nechako/Lakeland #2 Stud (294)	
	Sold by = mbf Thickness = 2" Width = 4" Length = 96" Weight = 8.8 lb.	
SUSA66	2 X 6 X 96" Sinclair Nechako/Lakeland Studs (189) (8.0 Bf)	
	Sold by = mbf Thickness = 2" Width = 6" Length = 96" Weight = 13.2 lb.	
SUSI42	Sinclair Nechako Studs 2X4X92 5/8" (294)(5.333 Bf)	
	Sold by = mbf Thickness = 2" Width = 4" Length = 96" Weight = 8.5 lb.	

SUWE6104	2X6X104-5/8" Weyerhaeuser #2 (189)	
Sold by = mbf Thickness = 2" Width = 6" Length = 108" Weight = 14.85 lb.		
SUWE62	2X6X92-5/8" Weyerhaeuser #2 (189)	
Sold by = mbf Thickness = 2" Width = 6" Length = 96" Weight = 13.2 lb.		
SUWF4104	2X4X104-5/8" West Fraser#2 HiLine (294)	
Sold by = mbf Thickness = 2" Width = 4" Length = 108" Weight = 9.9 lb.		
SUWF6104	2X6X104-5/8" West Fraser Hp#2 (189)	
Sold by = mbf Thickness = 2" Width = 6" Length = 108" Weight = 14.85 lb.		
SUWF62	2X6X92-5/8" West Fraser Hp #2 (189)	
Sold by = mbf Thickness = 2" Width = 6" Length = 96" Weight = 13.2 lb.		

GYDUR14	USG Durock 1/4" 3' X 5' Cement Board- 170215 (60) Sold by = ea Width = 36" Length = 60" Weight = 28.5 lb.	
GYDUR35	USG Durock 1/2" 3' X 5' Cement Board- 172954 (50) Sold by = ea Width = 36" Length = 60" Weight = 34.8 lb.	
GYDUR48	USG Durock 1/2" 4' X 8' Cement Board- 172956 (40) Sold by = ea Width = 48" Length = 96" Weight = 80 lb.	
GYDUR58	USG Durock 5/8" 4' X 8' Cement Board- 170576 (32) Sold by = ea Width = 48" Length = 96" Weight = 104 lb.	
GYDURT	USG Durock Tape 2" X 50' Roll- 178664 (20) Sold by = ROLL Weight = 2 lb.	
GYFIB	USG Fiberock 1/4" 4'X4' Aqua Tough- 060085 (60) Sold by = ea Width = 48" Length = 48" Weight = 27 lb.	
GYJCAP1	USG All Purpose 3.5 Qt Joint Compound- 4/Ctn #385140 Sold by = CTN Weight = 52 lb.	
GYJCAPC	USG All Purpose Carton 4.5 Gal Joint Compound (48) #381450 Sold by = CTN Weight = 63 lb.	
GYJCAPP	USG All Purpose Pail 4.5 Gal Joint Compound (48) Green Lid #380501 Sold by = PAIL Weight = 63 lb.	
GYJCD90	USG Durabond 90 Joint Compound- 25 Lb (60) #381630 Sold by = BAG Thickness = 3.5" Width = 8" Length = 10" Weight = 25 lb.	
GYJCES20	USG Easy Sand 20 Joint Compound- 18 Lb (60) #384214 Sold by = BAG Thickness = 3.5" Width = 8" Length = 10" Weight = 18 lb.	
GYJCES210	USG Easy Sand 210 Joint Compound- 18 Lb (60) #384212 Sold by = BAG Thickness = 3.5" Width = 8" Length = 10" Weight = 18 lb.	

GYJCES45	USG Easy Sand 45 Joint Compound- 18 Lb (60) #384210	
	Sold by = BAG Thickness = 3.5" Width = 8" Length = 10" Weight = 18 lb.	
GYJCES5	USG Easy Sand 5 Joint Compound- 18 Lb (60) #384150 (STC)	
	Sold by = BAG Thickness = 3.5" Width = 8" Length = 10" Weight = 18 lb.	
GYJCES90	USG Easy Sand 90 Joint Compound- 18 Lb (60) #384211	
	Sold by = BAG Thickness = 3.5" Width = 8" Length = 10" Weight = 18 lb.	
GYJCP31	USG Plus-3 3.5 Qt Joint Compound- 4/Ctn #384013	
	Sold by = CTN Weight = 52 lb.	
GYJCP3C	USG Plus-3 Carton 4.5 Gal Joint Compound (64) #380285 Blue	
	Sold by = CTN Weight = 47 lb.	
GYJCP3P	USG Plus-3 Pail 4.5 Gal Joint Compound (48) Blue Lid #381466	
	Sold by = PAIL Weight = 47 lb.	
GYJCTC	USG Topping 3.5 Gal Carton Joint Compound (48) #385236	
	Sold by = CTN Weight = 42 lb.	
GYJT250	USG 250' Joint Tape Roll- 20/Ctn #382175	
	Sold by = CTN Weight = 26 lb.	
GYJT500	USG 500' Joint Tape Roll- 10/Ctn #382198	
	Sold by = CTN Weight = 26 lb.	
GYJTF	USG Fiberglass Tape 250' Roll- 20/Ctn #385200	
	Sold by = CTN Weight = 20 lb.	
GYTXC	USG Coarse Spray Texture- 40 Lb (60) #540790 (STC)	
	Sold by = BAG Weight = 40 lb.	
GYTXM	USG Medium Spray Texture- 40 Lb (32) #540795	
	Sold by = BAG Weight = 40 lb.	

GYTXU

USG Unaggregated Spray Texture- 50 Lb (32) #545341

Sold by = BAG | Weight = 50 lb.



Gypsum Products & Steel Studs / Tech Mix Tile Mortar (Thin Set)









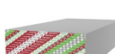



Product Notes: Tech mix tile mortar PM is an economical Portland cement based polymer modified ceramic tile setting mortar. Designed for floor and wall use on both interior and exterior applications over concrete cement backer 60 and may be installed over plywood subfloors.

QUATS

Bag - 50# Tech Mic (Thin Set) Tile Mortar (56) (120802)

Sold by = BAG | Thickness = 4.5" Width = 10" Length = 18" Weight = 50 lb.

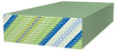


<p>GY1210</p>	<p>USG 1/2" 4'X10' Ultralight Sheetrock (34) #14113411710 Sold by = msf Width = 48" Length = 120" Weight = 54 lb.</p>	
<p>GY1212</p>	<p>USG 1/2" 4'X12' Ultralight Sheetrock(34) #14113411712 Sold by = msf Width = 48" Length = 144" Weight = 64 lb.</p>	
<p>GY125412</p>	<p>USG 1/2" 54"X12' Ultralight Sheetrock (34) #14113511712 Sold by = msf Width = 54" Length = 144" Weight = 76 lb.</p>	
<p>GY128</p>	<p>USG 1/2" 4'X8' Ultralight Sheetrock (34) #1411341178 Sold by = msf Width = 48" Length = 96" Weight = 44 lb.</p>	
<p>GY148</p>	<p>USG 1/4" 4'X8' Regular Sheetrock (68) #141010 Sold by = msf Width = 48" Length = 96" Weight = 32 lb.</p>	
<p>GYF3012</p>	<p>USG 5/8" 4'X12' Ecosmart FC-30 Sheetrock(26) #14116611312 Sold by = msf Width = 48" Length = 144" Weight = 86 lb.</p>	
<p>GYF308</p>	<p>USG 5/8" 4'X8' Ecosmart FC-30 Sheetrock (26) #1411661138 Sold by = msf Width = 48" Length = 96" Weight = 56 lb.</p>	
<p>GYFX10</p>	<p>USG 5/8" 4'X10 Ecosmart FC-X Sheetrock (26) #14116711310 (STC) Sold by = msf Width = 48" Length = 120" Weight = 90 lb.</p>	
<p>GYFX12</p>	<p>USG 5/8" 4'X12' Ecosmart FC-X Sheetrock (26) #14116711312 Sold by = msf Width = 48" Length = 144" Weight = 91.2 lb.</p>	
<p>GYFX5412</p>	<p>USG 5/8" 54"X12' Ecosmart FC-X Sheetrock (26) #141147 Sold by = msf Width = 54" Length = 144" Weight = 98 lb.</p>	
<p>GYFX8</p>	<p>USG 5/8" 4'X8' Ecosmart FC-X Sheetrock (26) #1411671138 Sold by = msf Width = 48" Length = 96" Weight = 60.8 lb.</p>	
<p>GYMT128</p>	<p>USG 1/2" 4'X8' Mold Tough Ultralight Sheetrock (34) #1430211178 Sold by = msf Width = 48" Length = 96" Weight = 45 lb.</p>	













GYMT588

USG 5/8" 4'X8' Mold Tough FC-X Sheetrock (26) #1431321138











Sold by = msf | Width = 48" Length = 96" Weight = 71 lb.



GGICF12CF	A-One ICF 12" 90 Deg SS Corner Form	
Sold by = PC Thickness = 33" Width = 45" Length = 16" Weight = 12 lb.		
GGICF12SF	A-One ICF 12" Straight Form	
Sold by = PC Thickness = 53" Width = 13" Length = 16" Weight = 12 lb.		
GGICF4C45	A-One 4" 45Deg Form 12/BdlDp33012	
Sold by = PC Thickness = 12" Width = 12" Length = 16" Weight = 7 lb.		
GGICF4CF	A-One 4" 90Degcorner Form 3L&3R/Bdl Dp33011	
Sold by = PC Thickness = 33" Width = 17" Length = 16" Weight = 9 lb.		
GGICF4SF	A-One 4" Straight Form 33/Bdl Dp32927	
Sold by = PC Thickness = 48" Width = 9.25" Length = 16" Weight = 9 lb.		
GGICF6BL	A-One 6" Brick Ledge Form9/Bdl Dp40006	
Sold by = PC Thickness = 48" Width = 15" Length = 16" Weight = 10 lb.		
GGICF6C45	A-One 6" 45Deg Corner Form 12/Bdl Dp33014	
Sold by = PC Thickness = 12" Width = 12" Length = 16" Weight = 7 lb.		
GGICF6CF	A-One 6" 90Deg Ss Corner Form (6/un) Dp41005	
Sold by = PC Thickness = 29" Width = 45" Length = 16" Weight = 9 lb.		
GGICF6CH	A-One 6" 90Deg Ss Corner Half Form6/Bdl Dp41006	
Sold by = PC Thickness = 29" Width = 45" Length = 8" Weight = 5 lb.		
GGICF6SF	A-One 6" Straight Form (3/bdl) (12/un) Dp40003	
Sold by = PC Thickness = 48" Width = 11" Length = 16" Weight = 9 lb.		
GGICF6SH	A-One 6" Straight Block Half Form 12/Bdl Dp40023	
Sold by = PC Thickness = 48" Width = 11" Length = 8" Weight = 5 lb.		
GGICF6TBL	A-One 6" T Block Long Form(3/Bdl) Dp40066 (Order W/Short Dp40065)	
Sold by = PC Thickness = 48" Width = 24" Length = 16" Weight = 9 lb.		

GGICF6TBS	A-One 6" Tblock Short Form(3/Bdl) Dp40065 (Order W/Long Dp40066)	Sold by = PC Thickness = 48" Width = 16" Length = 16" Weight = 9 lb.	
GGICF6TT	A-One 6" Taper Top Form 8/Bdl pp40007	Sold by = PC Thickness = 48" Width = 11" Length = 16" Weight = 9 lb.	
GGICF8BL	A-One 8" Brick Ledge Form9/Bdl Dp40011	Sold by = PC Thickness = 48" Width = 17" Length = 16" Weight = 10 lb.	
GGICF8C45	A-One 8" 45Deg Corner Form 12/Bdlp33018	Sold by = PC Thickness = 12" Width = 12" Length = 16" Weight = 7 lb.	
GGICF8CF	A-One 8" 90 Deg Ss Corner Form Dp41010 (6/Unl)	Sold by = PC Thickness = 29" Width = 45" Length = 16" Weight = 9 lb.	
GGICF8CH	A-One 8" 90Deg Ss Corner Half form 6/Bdl Dp41011	Sold by = PC Thickness = 29" Width = 45" Length = 8" Weight = 5 lb.	
GGICF8SF	A-One ICF 8" Straight Form dp40008 (3/Bdl) (12/Un)	Sold by = PC Thickness = 48" Width = 13" Length = 16" Weight = 9 lb.	
GGICF8SH	A-One 8" Straight Block Half Form 12/Bdl Dp40025	Sold by = PC Thickness = 48" Width = 13" Length = 8" Weight = 5 lb.	
GGICF8TBL	A-One 8" T Block Long Form(3/Bdl) dp40056 (Order W/Short Dp40055)	Sold by = PC Thickness = 48" Width = 24" Length = 16" Weight = 9 lb.	
GGICF8TBS	A-One 8" Tblock Short Form(3/Bdl) dp40055 (Order W/Long Dp40056)	Sold by = PC Thickness = 48" Width = 16" Length = 16" Weight = 9 lb.	
GGICF8TT	A-One 8" Taper Top Form 8/Bdl pp40012	Sold by = PC Thickness = 48" Width = 13" Length = 16" Weight = 9 lb.	
GGICFBLH	A-One Burmon Icf Wood Ledger Hanger Bracket (10)	Sold by = CTN Thickness = 0.5" Width = 6" Length = 12" Weight = 1 lb.	

GGICFBL5	A-One Brick Ledge Re-Bar Stirrup For 6" And 8" ICF	
Sold by = PC Thickness = 0.5" Width = 6" Length = 12" Weight = 1 lb.		
GGICFFS6	A-One 6" Galv. Wire Form Stiffener (8 Pcs @ 12.5') CI-Tw6-G	
Sold by = BDL Thickness = 4" Width = 6" Length = 149" Weight = 33 lb.		
GGICFFS8	A-One 8" Galv. Wire Form Stiffener(8 Pcs @ 12.5') CI-Tw8-G	
Sold by = BDL Thickness = 8" Width = 8" Length = 149" Weight = 37 lb.		
GGICFWHCP	A-One Icf Wire Hooks Contractor Pack (10 Vert & Horiz)	
Sold by = CTN Weight = 17 lb.		
GGICFWHH	A-One Horizontal Wire Hooks CI-Hwh-A1-A-One ICF **250	
Sold by = CTN Weight = 3 lb.		
GGICFWHV	A-One Vertical Wire Hooks CI-Vwh-A1-A-One ICF **250	
Sold by = CTN Weight = 17 lb.		
GGICFZ36	A-One 36" 175lb Natural Nylon Cable Ties 50/bag 500/box NEW	
Sold by = BAG Weight = 28 lb.		

ADO205	II-200 Two Component Handifoam Air Seal (200 Bdft) #P12055	
	Sold by = ea Weight = 41 lb.	
ADO605	II-600 Two Component Handifoam Air Seal (600 Bdft) *[2-BOXES, "A" & "B"]* #P12056	
	Sold by = ea Weight = 116 lb.	
ADOC	ADO Foam Cleaner 12 Oz (12/ctn, Sold By Can) #P10083	
	Sold by = ea Weight = 1.17 lb.	
ADOE	ADO Handi-Foam Black Straw Style 12 Oz (12/ctn) #P30053	
	Sold by = CTN Weight = 5 lb.	
ADOGCF12	ADO Fireblock Straw Style Fast Foam 12 Oz (12/ctn) #P30033	
	Sold by = CTN Weight = 12.5 lb.	
ADOGCF24	ADO Fireblock Gun Style Fast Foam 24 Oz (12/ctn) #P30181	
	Sold by = CTN Weight = 25 lb.	
ADOGEC	ADO HT330 Handi Tool Foam Dispensing Gun #F61050	
	Sold by = ea Weight = 1 lb.	
ADOGEU	ADO HT550 Handi Tool Foam Dispensing Gun #F61055	
	Sold by = ea Weight = 2 lb.	
ADOWD12	ADO Window & Door Straw Style Fast Foam 12 Oz (12/ctn) #P30270	
	Sold by = CTN Weight = 12.5 lb.	
ADOWD24	ADO Window & Door Gun Style Fast Foam 24 Oz (12/ctn) #P30272	
	Sold by = CTN Weight = 22 lb.	

Insulation Products / Attic Access Door

Product Notes: 1 1/4" rigid expanded polystyrene insulation laminated between two pieces of 5/8" Type X gypsum provides a 40 minute fire rating

AAD

Attic Access Door 24 X 32 (Trimable To Size) 1 1/4" R-50 (10)

Sold by = ea | Thickness = 1 1/4" Width = 24" Length = 32" Weight = 21 lb.





CEL

Cellulose Blow-In Sanctuary 48.8 Sq Ft At R-19 (40)

Sold by = BAG | Width = 16" Length = 24" Weight = 25 lb.



PIWX12	Fanfold 1/2" Polar Industries 2 Sq/Bdl (18) R-Value 2.2	
	Sold by = BDL Weight = 25 lb.	
GGQ250	Kingspan Fanfold 1/4" 4'X48' Q250 (1.92sq/ bdl) (68/Pallet)	
	Sold by = BDL Weight = 17 lb.	
PIWX14	Fanfold 1/4" Polar Industries 2 Sq/Bdl (34) R-Value 1.1	
	Sold by = BDL Weight = 15 lb.	
GGQ350	Kingspan Fanfold 3/8" 4'X48' Q350 (1.92sq/ bdl) (44/Pallet)	
	Sold by = BDL Weight = 19 lb.	
PIWX38	Fanfold 3/8" Polar Industries 2 Sq/Bdl (22) R-Value 1.6	
	Sold by = BDL Weight = 20 lb.	

Insulation Products / Foam Sill Plate Gasket

Product Notes: 5 - 50' Rolls/Bag Fills a 1/4" gap between sill plate & foundation walls. Can be used between wood framing, windows, doors, expansion joint in sidewalks, patios & driveways. Cuts heating and cooling costs.

SG3	3 1/2" Bag WHITE Foam Sill Plate Gasket 250'	
SG5	5 1/2" Bag WHITE Foam Sill Plate Gasket 250'	
SG7	7 1/2" Bag WHITE Foam Sill Plate Gasket 250'	

Sold by = BAG | Thickness = 0.25" Width = 3.5" Length = 18" Weight = 4 lb.

| **SG5** | **5 1/2" Bag WHITE Foam Sill Plate Gasket 250'** | |

Sold by = BAG | Thickness = 0.25" Width = 5.5" Length = 58" Weight = 4 lb.

| **SG7** | **7 1/2" Bag WHITE Foam Sill Plate Gasket 250'** | |

Sold by = BAG | Thickness = 0.25" Width = 7.25" Length = 37" Weight = 4 lb.

Insulation Products / Housewrap











Product Notes: Helps reduce air leaks. Micro-Perforated, allows water vapor to escape. Translucent, to see the subsurface for proper positioning and fastening. A residential and commercial-grade building wrap that is a 7mil microporous non-woven engineered fabric. U.V. stable up to 180 days.



JMACI1	JM 1" 4X8 CI Max Silver Insulation Board R-6.0 (45)	
	Sold by = ea Thickness = 1" Width = 48" Length = 96" Weight = 7 lb.	
JMACI165	JM 1.65"4X8 CI Max Silver Insulation Board R-10 (29)	
	Sold by = ea Thickness = 1.65" Width = 48" Length = 96" Weight = 10 lb.	
JMACI2	JM 2" 4X8 CI Max Silver Insulation Board R-12.5 (24)	
	Sold by = ea Thickness = 2" Width = 48" Length = 96" Weight = 14 lb.	
JMAPS1	JM 1" 4X8 AP Sheathing Foil Faced R-6.0 (48)	
	Sold by = ea Thickness = 1" Width = 48" Length = 96" Weight = 7 lb.	
JMAPS112	JM 1-1/2" 4X8 AP Sheathing Foil Faced R-9.3 (32) (SUP)	
	Sold by = ea Thickness = 1.5" Width = 48" Length = 96" Weight = 10 lb.	
JMAPS12	JM 1/2" 4X8 AP Sheathing Foil Faced R-2.7 (94)	
	Sold by = ea Thickness = 0.5" Width = 48" Length = 96" Weight = 4 lb.	
JMAPS2	JM 2" 4X8 AP Sheathing Foil Faced R-13 (24)	
	Sold by = ea Thickness = 2" Width = 48" Length = 96" Weight = 14 lb.	
JMAPS34	JM 3/4" 4X8 AP Sheathing Foil Faced R-5.0 (60)	
	Sold by = ea Thickness = 0.75" Width = 48" Length = 96" Weight = 6 lb.	
JMARP112	JM 1-1/2" 4X8 R-Panel Roof Board R-8.6 (32) (SUP)	
	Sold by = ea Thickness = 1.5" Width = 48" Length = 96" Weight = 9 lb.	
JMARP2	JM 2" 4X8 R-Panel Roof Board R-11.4 (24) (SUP)	
	Sold by = ea Thickness = 2" Width = 48" Length = 96" Weight = 12 lb.	
JMAU395	AU-395 JM R-19 Unfaced Metal Frame 6.5"X16"X96" (96.0) 4/Pk (SUP)	
	Sold by = msf Width = 16" Length = 864" Weight = 25 lb.	
JMAU396	AU-396 JM R-19 Unfaced Metal Frame 6.5"X24"X96" (144.0) 4/Pk (SUP)	
	Sold by = msf Width = 24" Length = 864" Weight = 25 lb.	

JMAU397	AU-397 JM R-11 Unfaced Metal Frame 3.5"X16"X96" (170.66) 5/Pk (SUP)	
	Sold by = msf Width = 16" Length = 1536" Weight = 25 lb.	
JMB240	B-240 JM R-19 Kraft Roll 6.5"X15"X39'2" (48.96) 12/Pk (SUP)	
	Sold by = msf Width = 15" Length = 470" Weight = 20 lb.	
JMB242	B-242 JM R-19 Kraft Roll 6.5"X23"X39'2" (75.07) 8/Pk (SUP)	
	Sold by = msf Width = 23" Length = 470" Weight = 20 lb.	
JMB373	B-373 JM R-19 Unfaced Roll 6.5"X15"X39'2" (48.96) 12/Pk (SUP)	
	Sold by = msf Width = 15" Length = 470" Weight = 20 lb.	
JMB374	B-374 JM R-19 Unfaced Roll 6.5"X23"X39'2" (75.07) 8/Pk (SUP)	
	Sold by = msf Width = 23" Length = 470" Weight = 20 lb.	
JMCP	JM Climate Pro Blowing Insulation-B7700 (27)	
	Sold by = BAG Weight = 31.5 lb.	
JMK1231	K-1231 JM R-21 Kraft 5.5"X23"X93"(103.97) 4/Pk (SUP)	
	Sold by = msf Width = 23" Length = 651" Weight = 25 lb.	
JMK1241	K-1241 JM R-13 Kraft 3.5"X15"X93" (106.56) 5/Pk (SUP)	
	Sold by = msf Width = 15" Length = 1023" Weight = 25 lb.	
JMK1242	K-1242 JM R-30 Kraft 10.25"X16"X48" (58.67) 4/Pk	
	Sold by = msf Width = 16" Length = 528" Weight = 25 lb.	
JMK1243	K-1243 JM R-30 Kraft 10.25"X24"X48" (88.0) 4/Pk	
	Sold by = msf Width = 24" Length = 528" Weight = 34 lb.	
JMK1244	K-1244 JM R-38 Kraft 13"X16"X48" (42.67) 4/Pk	
	Sold by = msf Width = 16" Length = 384" Weight = 20 lb.	
JMK1245	K-1245 JM R-38 Kraft 13"X24"X48" (64.0) 4/Pk	
	Sold by = msf Width = 24" Length = 384" Weight = 27 lb.	












<p>JMK1250</p>	<p>K-1250 JM R-19 Kraft 6.5"X15"X93" (87.18) 4/Pk Sold by = msf Width = 15" Length = 837" Weight = 17 lb.</p>	
<p>JMK1251</p>	<p>K-1251 JM R-19 Kraft 6.5"X23"X93" (133.69) 4/Pk Sold by = msf Width = 23" Length = 837" Weight = 26 lb.</p>	
<p>JMK1254</p>	<p>K-1254 JM R-11 Kraft 3.5"X15"X93" (155.0) 5/Pk Sold by = msf Width = 15" Length = 1488" Weight = 14 lb.</p>	
<p>JMK1255</p>	<p>K-1255 JM R-11 Kraft 3.5"X23"X93" (237.67) 4/Pk Sold by = msf Width = 23" Length = 1488" Weight = 22 lb.</p>	
<p>JMK1263</p>	<p>K-1263 JM R-21 Kraft 5.5"X15"X93" (67.81) 5/Pk (SUP) Sold by = msf Width = 15" Length = 651" Weight = 25 lb.</p>	
<p>JMK4924</p>	<p>K-4924 JM R-49 Kraft 13.5"X24"X48" (48.0) 4/Pk (STC) Sold by = msf Width = 24" Length = 288" Weight = 45 lb.</p>	
<p>JMU1321</p>	<p>U-1321 JM R-21 Unfaced 5.5"X15"X93" (67.81) 5/Pk Sold by = msf Width = 15" Length = 651" Weight = 25 lb.</p>	
<p>JMU1322</p>	<p>U-1322 JM R-21 Unfaced 5.5"X23"X93" (103.97) 4/Pk Sold by = msf Width = 23" Length = 651" Weight = 25 lb.</p>	
<p>JMU1330</p>	<p>U-1330 JM R-13 Unfaced 3.5"X15"X93" (106.56) 5/Pk Sold by = msf Width = 15" Length = 1023" Weight = 29 lb.</p>	
<p>JMU1331</p>	<p>U-1331 JM R-19 Unfaced 6.5"X15"X93" (87.19) 4/Pk Sold by = msf Width = 15" Length = 837" Weight = 20 lb.</p>	
<p>JMU1332</p>	<p>U-1332 JM R-19 Unfaced 6.5"X23"X93" (133.69) 4/Pk Sold by = msf Width = 23" Length = 837" Weight = 31 lb.</p>	
<p>JMU1339</p>	<p>U-1339 JM R-11 Unfaced 3.5"X15"X93" (155.0) 5/Pk Sold by = msf Width = 15" Length = 1488" Weight = 28 lb.</p>	

<p>JMU1340</p>	<p>U-1340 JM R-11 Unfaced 3.5"X23"X93" (237.67) 4/Pk Sold by = msf Width = 23" Length = 1488" Weight = 28 lb.</p>	
<p>JMU1343</p>	<p>U-1343 JM R-30 Unfaced 10.25"X16"X48" (58.67) 4/Pk Sold by = msf Width = 16" Length = 528" Weight = 20 lb.</p>	
<p>JMU1344</p>	<p>U-1344 JM R-30 Unfaced 10.25"X24"X48" (88.0) 4/Pk Sold by = msf Width = 24" Length = 528" Weight = 31 lb.</p>	
<p>JMU1359</p>	<p>U-1359 JM R-25 Unfaced 8.25"X24"X96" (96.0) 4/Pk (SUP) Sold by = msf Width = 24" Length = 576" Weight = 25 lb.</p>	
<p>JMU1370</p>	<p>U-1370 JM R-19 Unfaced 6.5"X15"X105" (109.37) 4/Pk Sold by = msf Width = 15" Length = 1050" Weight = 25 lb.</p>	
<p>JMU1372</p>	<p>U-1372 JM R-25 Unfaced 8.25"X16"X48" (64.0) 4/Pk Sold by = msf Width = 16" Length = 576" Weight = 25 lb.</p>	
<p>JMU2105</p>	<p>U-2105 JM R-21 Unfaced 5.5"X15"X105" (76.56) 4/Pk (SUP) Sold by = msf Width = 15" Length = 735" Weight = 32 lb.</p>	
<p>JMU361</p>	<p>U-361 JM R-38 Unfaced 13"X16"X48" (42.67) 4/Pk Sold by = msf Width = 16" Length = 384" Weight = 25 lb.</p>	
<p>JMU366</p>	<p>U-366 JM R-38 Unfaced 13"X24"X48" (64.0) 4/Pk Sold by = msf Width = 24" Length = 384" Weight = 25 lb.</p>	
<p>JMU4924</p>	<p>U-4924 JM R-49 Unfaced 13.5"X24"X48" (48.0) 4/Pk (STC) Sold by = msf Width = 24" Length = 288" Weight = 42 lb.</p>	

Insulation Products / Kingspan Insulation

Product Notes: **Kingspan:** Durable but lightweight extruded polystyrene (XPS). Installs quickly and easily under vinyl, steel or fiber-cement siding

Polar: All-weather workability. The Patented Grid System speeds application. Premium quality polystyrene foam core insulation plus a reflective aluminum facer provides a long-lasting high R-value. Extruded polystyrene (XPS) closed cell structure - Type 4 - Ideal exterior insulation for below slabs, cavity walls, foundations and other applications. R-5 per inch

GGCS2	(Green)Certistud 2" 4X8 16" Oc Sq Endtrd Fur Stud (6/Bdl)(8 Bdl/Un) Sold by = BDL Thickness = 2" Width = 48" Length = 96" Weight = 12.5 lb.	
GGNS1	Greenguard 1"-4'X8' Insulation Board No Score 16/Bdl (6 Bdl/Un)(STC) Sold by = BDL Thickness = 1" Width = 48" Length = 96" Weight = 1.05 lb.	
GGNS112	Greenguard 1-1/2"X4'X8' Insulation Board No Score 8/Bdl (8 Bdl/Un)(STC) Sold by = BDL Thickness = 1.5" Width = 48" Length = 96" Weight = 9.38 lb.	
GGNS2	Greenguard 2"X4'X8' Insulation Board No Score 6/Bdl (48/Un) Sold by = BDL Thickness = 2" Width = 48" Length = 96" Weight = 12.5 lb.	
GGNS3	Greenguard 3"X4'X8' Insulation Board No Score 4/Bdl (8 Bdl/Un) Sold by = mbf Thickness = 3" Width = 48" Length = 96" Weight = 18.65 lb.	
GGNS34	Greenguard 3/4"X4'X8' Insulation Board No Score 14/Bdl (9 Bdl/Un) Sold by = msf Thickness = 0.75" Width = 48" Length = 96" Weight = 4.65 lb.	
GGSC1	Greenguard 1"-4'X8' Insulation Board Scored 12/Bdl (8 Bdl/Un) Sold by = mbf Thickness = 1" Width = 48" Length = 96" Weight = 6.25 lb.	
GGSC112	Greenguard 1-1/2"X4'X8' Insulation Board Scored 8/Bdl (8 Bdl/Un) Sold by = mbf Thickness = 1.5" Width = 48" Length = 96" Weight = 9.38 lb.	
GGSC10LD	Greenguard 1"-4'X8' Insulation Board Scored 16/Bdl (6 Bdl/Un) Sold by = mbf Thickness = 1" Width = 48" Length = 96" Weight = 6.25 lb.	
GGSC2	Greenguard 2"X4'X8' Insulation Board Scored 6/Bdl (8 Bdl/Un) Sold by = mbf Thickness = 2" Width = 48" Length = 96" Weight = 12.5 lb.	
GGTAPE	Greenguard Seam Tape (Contractor) 1 7/8"X 165' (16/Ctn) *Roll (STC) Sold by = ROLL Weight = 1 lb.	
GGTAPE3	Greenguard Seam Tape 3"X 165' (12/Ctn) *Roll (STC) Sold by = ROLL Weight = 1 lb.	

Insulation Products / Owens Corning Insulation

Product Notes: Extruded polystyrene (XPS) closed cell moisture-resistant insulation. Pre-scored 16" and 24" O.C. Ideal for wall furring, foundation, cavity wall, pre-cast concrete, under slab, sheathing and other applications. R5 per inch

OC1FSG1515	OC Thermafiber R-15 3.5"X15"X47" Fire & Sound Plus #1310110 (39.17)	
	Sold by = msf Width = 15" Length = 376" Weight = 40 lb.	
OC1FSG2315	OC Thermafiber R-23 5.5"X15"X47" Fire & Sound Plus #1307070 (24.48)	
	Sold by = msf Width = 15" Length = 235" Weight = 40 lb.	
OC1FSG2323	OC Thermafiber R-23 5.5"X23"X47" Fire & Sound Plus #1307042 (37.54)	
	Sold by = msf Width = 23" Length = 235" Weight = 40 lb.	
OC1SAFB316	OC Thermafiber 3" X 16" X 48" SAFB 2.5 Pcf #919319 (53.33)	
	Sold by = msf Width = 16" Length = 480" Weight = 40 lb.	
OC3PC01	OC ProCat Loosefill Insulation-PC01 (30)	
	Sold by = BAG Weight = 33.5 lb.	
OCA10	A10Q OC R-19 Unfaced 6.25X15X105" (87.5) 5/Pk	
	Sold by = msf Width = 15" Length = 840" Weight = 20 lb.	
OCBF93	BF93 OC R-49 Kraft 14"X24"X48" (48.0) 4/Pk (SUP)	
	Sold by = msf Width = 24" Length = 288" Weight = 45 lb.	
OCBU92	BU92 OC R-49 Unfaced 14"X24"X48" (48.0) 4/Pk (SUP)	
	Sold by = msf Width = 24" Length = 288" Weight = 42 lb.	
OCC27	C27 OC R-25 Unfaced 8"X16"X96" Insulation (64.0) 4/Pk	
	Sold by = msf Width = 16" Length = 576" Weight = 20 lb.	
OCC28	C28 OC R-25 Unfaced 8"X24"X96"Insulation (96.0) 4/Pk	
	Sold by = msf Width = 24" Length = 576" Weight = 20 lb.	
OCC84	C84A OC R-30 Unfaced 9"X16"X48" (53.33) 4/Pk (STC)	
	Sold by = msf Width = 16" Length = 480" Weight = 20 lb.	
OCE51	E51 OC R-13 Unfaced 3.5"X15"X93 (106.56) 5/Pk	
	Sold by = msf Width = 15" Length = 1023" Weight = 20 lb.	

Insulation Products / Owens Corning Insulation

Product Notes: Extruded polystyrene (XPS) closed cell moisture-resistant insulation. Pre-scored 16" and 24" O.C. Ideal for wall furring, foundation, cavity wall, pre-cast concrete, under slab, sheathing and other applications. R5 per inch

OCE52	E52 OC R-13 Kraft 3.5"X23"X93" (148.54)5/Pk	
	Sold by = msf Width = 23" Length = 930" Weight = 20 lb.	
OCE54	E54 OC R-19 Kraft 6.25"X23"X93" (118.83) 5/Pk	
	Sold by = msf Width = 23" Length = 744" Weight = 20 lb.	
OCE55	E55 OC R-19 Unfaced 6"X15"X93" (77.50) 5/Pk	
	Sold by = msf Width = 15" Length = 744" Weight = 20 lb.	
OCE56	E56 OC R-30 Kraft 9"X24"X48" (88.0) 4/Pk	
	Sold by = msf Width = 24" Length = 528" Weight = 20 lb.	
OCE57	E57 OC R-38 Kraft 12"X24"X48" (64.00) 4/Pk	
	Sold by = msf Width = 24" Length = 384" Weight = 20 lb.	
OCE61	E61 OC R-19 Kraft 6.25"X15"X93" (77.50) 5/Pk	
	Sold by = msf Width = 15" Length = 744" Weight = 20 lb.	
OCG24	G24 OC R-19 Unfaced 6"X48"X39'2" (156.67) (4/Pk)	
	Sold by = msf Width = 48" Length = 470" Weight = 20 lb.	
OCK27	K27 OC R-21 Unfaced 5.5"X15"X105" (87.5) 5 /Pk	
	Sold by = msf Width = 15" Length = 840" Weight = 20 lb.	
OCK55	K55A OC R-21 Kraft 5.5"X23"X93" (89.13) 5/Pk	
	Sold by = msf Width = 23" Length = 558" Weight = 20 lb.	
OCM41	M41Q OC R-11 Metal Frmng Unf 3.5"X16"X96 (170.67) 5/Pk	
	Sold by = msf Width = 16" Length = 1536" Weight = 20 lb.	
OCM47	M47Q OC R-19 Metal Frmng Unf 6.25"X16"X96" (85.33) 5/Pk (STC)	
	Sold by = msf Width = 16" Length = 768" Weight = 20 lb.	
OCM90	M90 OC R-13 Kraft 3.5"X15"X93" (125.94) 5/Pk	
	Sold by = msf Width = 15" Length = 1209" Weight = 20 lb.	

Insulation Products / Owens Corning Insulation

Product Notes: Extruded polystyrene (XPS) closed cell moisture-resistant insulation. Pre-scored 16" and 24" O.C. Ideal for wall furring, foundation, cavity wall, pre-cast concrete, under slab, sheathing and other applications. R5 per inch

OCME21	ME21 OC R-15 Kraft 3.5"X15"X93" (67.81) 5/Pk (SUP)	
	Sold by = msf Width = 15" Length = 651" Weight = 20 lb.	
OCME22	ME22 OC R-15 Unfaced 3.5"X15"X93" (77.5) 5/Pk (SUP)	
	Sold by = msf Width = 15" Length = 744" Weight = 35 lb.	
OCME23	ME23 OC R-21 Kraft 5.5"X15"X93" (67.81) 5/Pk	
	Sold by = msf Width = 15" Length = 651" Weight = 18 lb.	
OCME24	ME24 OC R-30 Kraft 9.5"X16"X48" (58.67) 4/Pk (STC)	
	Sold by = msf Width = 16" Length = 528" Weight = 32 lb.	
OCME25	ME25 OC R-38 Kraft 12"X16"X48" (42.67) 4/Pk	
	Sold by = msf Width = 16" Length = 384" Weight = 27 lb.	
OCNS251	(PINK) OC Foamular 25 No Score 1" X 4' X 8' *12/Bdl (8 Bdl/Unit) (STC)	
	Sold by = BDL Thickness = 1" Width = 48" Length = 96" Weight = 6.25 lb.	
OCNS25112	(PINK) OC Foamular 25 No Score 1-1/2" X 4' X 8' *8/Bdl (8 Bdl/Unit) (STC)	
	Sold by = BDL Thickness = 1.5" Width = 48" Length = 96" Weight = 9.4 lb.	
OCNS252HS	(PINK) OC Foamular 25 Half Unit No Score 2" X 4' X 8' *6/Bdl (4 Bdl/Unit)	
	Sold by = mbf Thickness = 2" Width = 48" Length = 96" Weight = 12.5 lb.	
OCNS253	OC Foamular 25 No Score 3" 4X8 *4/Bdl(8 Bdl/Unit)(SUP)	
	Sold by = mbf Thickness = 3" Width = 48" Length = 96" Weight = 12.5 lb.	
OCRF41	RF41 OC R-19 Kraft Roll 6"X23"X39'2" (75.07) 6/Pk	
	Sold by = msf Width = 23" Length = 470" Weight = 24 lb.	
OCRU41	RU41 OC R-19 Unfaced Roll 6.25"X23"X39'2" (75.07) 6/Pk (SUP)	
	Sold by = msf Width = 23" Length = 470" Weight = 23.66 lb.	
OCSC251	OC Foamular 25 Scored 1" X 4' X 8' *12/Bdl (8 Bdl/Unit) (SUP)	
	Sold by = mbf Thickness = 1" Width = 48" Length = 96" Weight = 6.25 lb.	

Insulation Products / Owens Corning Insulation

Product Notes: Extruded polystyrene (XPS) closed cell moisture-resistant insulation. Pre-scored 16" and 24" O.C. Ideal for wall furring, foundation, cavity wall, pre-cast concrete, under slab, sheathing and other applications. R5 per inch

OCSC25112	OC Foamular 25 Scored 1-1/2" X 4' X 8' *8/Bdl (8 Bdl/Unit) (SUP)	
	Sold by = mbf Thickness = 1.5" Width = 48" Length = 96" Weight = 9.4 lb.	
OCSC252HS	OC Foamular 25 Half Unit Scored 2" X 4' X 8' *6/Bdl (4 Bdl/Unit) (SUP)	
	Sold by = mbf Thickness = 2" Width = 48" Length = 96" Weight = 12.5 lb.	
OCSG3	OC 3-1/2" Sill Gasket 600' (12 Roll/Bag)	
	Sold by = BAG Weight = 9 lb.	
OCSG5	OC 5-1/2" Sill Gasket 400' (8 Roll/Bag)	
	Sold by = BAG Weight = 7 lb.	
OCSG7	OC 7-1/2" Sill Gasket 300' (6 Roll/Bag)	
	Sold by = BAG Weight = 5 lb.	
OCU69	U69A OC R-21 Unfaced 5.5"X23"X93" (89.13) 5/Pk	
	Sold by = msf Width = 23" Length = 558" Weight = 49 lb.	
OCU73	U73 OC R-13 Unfaced 3.5"X23"X 93" (178.25) 4/Pk	
	Sold by = msf Width = 23" Length = 1116" Weight = 35 lb.	
OCU89	U89B OC R-21 Unfaced 5.5"X15"X93" (77.50) 5/Pk	
	Sold by = msf Width = 15" Length = 744" Weight = 43 lb.	
OCW61	W61B OC R-19 Unfaced 6"X23"X93" (118.83) 5/Pk	
	Sold by = msf Width = 23" Length = 744" Weight = 38 lb.	
OCW64	W64 OC R-38 Unfaced 12"X16"X48" (42.67) 4/Pk	
	Sold by = msf Width = 16" Length = 384" Weight = 27 lb.	
OCW65	W65A OC R-38 Unfaced 12"X24"X48" (64.00) 4/Pk	
	Sold by = msf Width = 24" Length = 384" Weight = 24 lb.	
OCW67	W67A OC R-30 Unfaced 9"X24"X48" (80.0) 4/Pk	
	Sold by = msf Width = 24" Length = 480" Weight = 43 lb.	

COMIN19

R-19 6"X92.5"X50' Unfaced Roll (385.41 Sq Ft) (STC)

Sold by = msf | Width = 92.5" Length = 600" Weight = 88 lb.



COMIN25





R-25 8"X96"X40' Unfaced Roll (320 Sq Ft) (STC)




Sold by = msf | Width = 96" Length = 480" Weight = 88 lb.











Insulation Products / Styrotech Insulation Beadboard













Product Notes: 1# expanded polystyrene (EPS), lightweight closed cell rigid insulation, sq. edge, R-4 per inch

BB1	Bdl. 1" X 4' X 8' Beadboard (Raylite) **30	
Sold by = mbf Thickness = 30" Width = 48" Length = 96" Weight = 190 lb.		
BB112	Bdl. 1 1/2" X 4' X 8' Beadboard (Raylite) **20	
Sold by = mbf Thickness = 30" Width = 48" Length = 96" Weight = 190 lb.		
BB2	Bdl. 2" X 4' X 8' Beadboard (Raylite) **15	
Sold by = mbf Thickness = 30" Width = 48" Length = 96" Weight = 190 lb.		
BB34	Bdl. 3/4" X 4' X 8' Beadboard (Raylite) **40	
Sold by = mbf Thickness = 30" Width = 48" Length = 96" Weight = 190 lb.		











<p>AP12SIC</p>	<p>12" Inside Corner, Primed, Smooth #2110X-Is-10 (10/bag) Sold by = BAG Weight = 0.5 lb.</p>	
<p>AP12SJC</p>	<p>12" H-Mouldings, Smooth, Primed Alum. (100/ctn) #12H Sold by = CTN Weight = 5 lb.</p>	
<p>AP12SOC</p>	<p>12" Outside Corners, Smooth, Primed Alum. (100/ctn) #2110XI Sold by = CTN Weight = 5 lb.</p>	
<p>AP12TJC</p>	<p>12" H-Mouldings, Woodgrain, Primed Alum. (100/ctn) #12Hw Sold by = CTN Weight = 5 lb.</p>	
<p>AP12TOC</p>	<p>12" Outside Corners, Woodgrain, Primed Alum. (100/ctn) #2100XI-W Sold by = CTN Weight = 5 lb.</p>	
<p>AP8TJ</p>	<p>8" Universal H-Mouldings, Woodgrain Primed Alum. #Uh8W Sold by = CTN Weight = 3 lb.</p>	
<p>AP8TO</p>	<p>8" Outside Corners, Woodgrain, Primed Alum. #2108XI-W Sold by = CTN Weight = 5 lb.</p>	
<p>APCFB</p>	<p>Brown Counter Flashing (Reglets) 10' (10/ctn) #CFGBR Sold by = CTN Weight = 25 lb.</p>	
<p>APCFBL</p>	<p>Black Counter Flashing (Reglets) 10' (10/ctn) #CFGBL Sold by = CTN Weight = 25 lb.</p>	
<p>APDC114A</p>	<p>1-1/4" Mill Finish Drip Cap Alum. (50/ctn) #816 Sold by = CTN Weight = 29 lb.</p>	
<p>APDC114B</p>	<p>1-1/4" Brown Drip Cap Alum. (50/ctn) #816BR Sold by = CTN Weight = 29 lb.</p>	
<p>APDC114W</p>	<p>1-1/4" White Drip Cap Alum. (50/ctn) #816WH Sold by = CTN Weight = 29 lb.</p>	








<p>APDC118W</p>	<p>1-1/8" White Drip Cap Alum. (50/ctn) #815WH Sold by = CTN Weight = 29 lb.</p>	
<p>APDC138B</p>	<p>1-3/8" Brown Drip Cap Alum. (50/ctn) #817BR Sold by = CTN Weight = 28 lb.</p>	
<p>APDC138W</p>	<p>1-3/8" White Drip Cap Alum. (50/ctn) #817WH Sold by = CTN Weight = 28 lb.</p>	
<p>APDC1W</p>	<p>1" White Drip Cap Alum. (50/ctn) #1WH Sold by = CTN Weight = 29 lb.</p>	
<p>APDC2B</p>	<p>2" Brown Drip Cap Alum. (50/ctn) #829ABR Sold by = CTN Weight = 29 lb.</p>	
<p>APDC2W</p>	<p>2" White Drip Cap Alum. (50/ctn) #829AWH Sold by = CTN Weight = 29 lb.</p>	
<p>APDDB</p>	<p>Brown Dormer Flashing 3"x5"x10' (10/ctn) #3X5GDF-BR Sold by = CTN Weight = 32 lb.</p>	
<p>APDDBL</p>	<p>Black Dormer Flashing 3"x5"x10' (10/ctn) #3X5GDF-BL Sold by = CTN Weight = 30 lb.</p>	
<p>APDDG</p>	<p>Mill Dormer Flashing 3"x5"x10' (10/ctn) #3X5GDF Sold by = CTN Weight = 32 lb.</p>	
<p>APDDWW</p>	<p>Weathered Wood Dormer Flashing 3"x5"x10' (10/ctn) #3X5GDF-WW Sold by = CTN Weight = 32 lb.</p>	
<p>APDFB</p>	<p>Deck Flashing - Brown (25/ctn) #4DECKBRG Sold by = CTN Weight = 50 lb.</p>	
<p>APDFWW</p>	<p>Deck Flashing - Weathered Wood (25/ctn) #4DECKWWG Sold by = CTN Weight = 50 lb.</p>	

<p>APF2</p>	<p>2.5"x2.5"x7" Formed Flashing Shingles (100/bdl) #964FRM Sold by = BDL Weight = 12 lb.</p>	
<p>APF44A</p>	<p>Aluminum 4"x4"x8" Formed Flashing Shingles (100/bdl) #4X4X8STD Sold by = BDL Weight = 7 lb.</p>	
<p>APF44G</p>	<p>Mill 4"x4"x8" Formed Flashing Shingles (100/bdl) #4X4X8 Sold by = BDL Weight = 22 lb.</p>	
<p>APF44GB</p>	<p>Brown 4"x4"x8" Formed Flashing Shingles (100/bdl) #4X4X8GALVBR Sold by = BDL Weight = 22 lb.</p>	
<p>APF44GBL</p>	<p>Black 4"x4"x8" Formed Flashing Shingles (100/bdl) #4X4X8GALVBL Sold by = BDL Weight = 22 lb.</p>	
<p>APF44GWW</p>	<p>Weathered Wood 4"x4"x8" Formed Flashing Shingles (100/bdl) #4X4X8GALVWW Sold by = BDL Weight = 22 lb.</p>	
<p>APF5</p>	<p>5"x7" Mill Flat Flashing Shingles (100/bdl) #964 Sold by = BDL Weight = 12 lb.</p>	
<p>APF8</p>	<p>8"x8" Mill Flat Flashing Shingles (100/bdl) #8X8GALV Sold by = BDL Weight = 11 lb.</p>	
<p>APFKO</p>	<p>Mill Kickout Flashing 4"x4"x8" Galvanized Single Sold by = ea Weight = 0.5 lb.</p>	
<p>APGAB</p>	<p>Gutter Apron 10' - Brown (25/ctn) #960BR Sold by = CTN Weight = 45 lb.</p>	
<p>APGABL</p>	<p>Gutter Apron 10' - Black (25/ctn) #960BL Sold by = CTN Weight = 45 lb.</p>	
<p>APGAW</p>	<p>Gutter Apron 10' - White (25/ctn) #960WH Sold by = CTN Weight = 45 lb.</p>	

APSDB	Brown Style-D Steel Roof Edge (25/ctn) #890DBR Sold by = CTN Weight = 45 lb.	
APSDBL	Black Style-D Steel Roof Edge (25/ctn) #890DBL Sold by = CTN Weight = 45 lb.	
APSDG	Mill Style-D Steel Roof Edge (25/ctn) #890D Sold by = CTN Weight = 45 lb.	
APSDHG	Green Style-D Steel Roof Edge (25/ctn) #890DGR Sold by = CTN Weight = 45 lb.	
APSDW	White Style-D Steel Roof Edge (25/ctn) #890DBWH Sold by = CTN Weight = 45 lb.	
APSDWW	Weathered Wood Style-D Steel Roof Edge (25/ctn) #890DWW Sold by = CTN Weight = 45 lb.	
APT113	11' 3" T-Bracing "Wind Bracing" (12/ctn) #11WB12 Sold by = CTN Weight = 28 lb.	
APVA10G10	10" X 10' Galv. Rolled Valley Sold by = ROLL Weight = 4 lb.	
APVA10G14	14" X 10' Galv. Rolled Valley Sold by = ROLL Weight = 6 lb.	
APVA10G16	16" X 10' Galv. Rolled Valley Sold by = ROLL Weight = 7 lb.	
APVA10G20	20" X 10' Galv. Rolled Valley Sold by = ROLL Weight = 9 lb.	
APVA10G24	24" X 10' Galv. Rolled Valley Sold by = ROLL Weight = 10 lb.	

<p>APVA10S14</p>	<p>14" X 10' Standard Alumimun Rolled Valley Sold by = ROLL Weight = 3 lb.</p>	
<p>APVA10S20</p>	<p>20" X 10' Standard Alumimun Rolled Valley Sold by = ROLL Weight = 5 lb.</p>	
<p>APVA10S24</p>	<p>24" X 10' Standard Alumimun Rolled Valley Sold by = ROLL Weight = 6 lb.</p>	
<p>APVAG10</p>	<p>10" X 50' Galv. Rolled Valley (Steel) Sold by = ROLL Weight = 21 lb.</p>	
<p>APVAG12</p>	<p>12" X 50' Galv. Rolled Valley (Steel) Sold by = ROLL Weight = 25 lb.</p>	
<p>APVAG14</p>	<p>14" X 50' Galv. Rolled Valley (Steel) Sold by = ROLL Weight = 29 lb.</p>	
<p>APVAG16</p>	<p>16" X 50' Galv. Rolled Valley (Steel) Sold by = ROLL Weight = 33 lb.</p>	
<p>APVAG20</p>	<p>20" X 50' Galv. Rolled Valley (Steel) Sold by = ROLL Weight = 41 lb.</p>	
<p>APVAG24</p>	<p>24" X 50' Galv. Rolled Valley (Steel) Sold by = ROLL Weight = 50 lb.</p>	
<p>APVAS10</p>	<p>10" X 50' Standard Alumimun Rolled Valley Sold by = ROLL Weight = 6 lb.</p>	
<p>APVAS14</p>	<p>14" X 50' Standard Alumimun Rolled Valley Sold by = ROLL Weight = 9 lb.</p>	
<p>APVAS20</p>	<p>20" X 50' Standard Alumimun Rolled Valley Sold by = ROLL Weight = 16 lb.</p>	

<p>APVAS24</p>	<p>24" X 50' Standard Alumimun Rolled Valley Sold by = ROLL Weight = 18 lb.</p>	
<p>APW20B</p>	<p>20" Brown W-Valley 10' (Steel, Heavy) Sold by = ea Thickness = 4.5" Width = 17" Length = 120" Weight = 10.5 lb.</p>	
<p>APW20BL</p>	<p>20" Black W-Valley 10' (Steel, Heavy) Sold by = ea Thickness = 4.5" Width = 17" Length = 120" Weight = 10.5 lb.</p>	
<p>APW20HG</p>	<p>20" Hunter Green W-Valley 10' (Steel, Heavy) Sold by = ea Thickness = 4.5" Width = 17" Length = 120" Weight = 10.5 lb.</p>	
<p>APW20M</p>	<p>20" Mill Finish W-Valley 10' (Steel, Heavy) Sold by = ea Thickness = 4.5" Width = 17" Length = 120" Weight = 10.5 lb.</p>	
<p>APW20WW</p>	<p>20" Weathered Wood W-Valley 10' (Steel, Heavy) Sold by = ea Thickness = 4.5" Width = 17" Length = 120" Weight = 10.5 lb.</p>	
<p>APW24B</p>	<p>24" Brown W-Valley 10' (Steel, Heavy) Sold by = ea Thickness = 6" Width = 20" Length = 120" Weight = 12 lb.</p>	
<p>APW24BL</p>	<p>24" Black W-Valley 10' (Steel, Heavy) Sold by = ea Thickness = 6" Width = 20" Length = 120" Weight = 12 lb.</p>	
<p>APW24HG</p>	<p>24" Hunter Green W-Valley 10' (Steel, Heavy) Sold by = ea Thickness = 6" Width = 20" Length = 120" Weight = 12 lb.</p>	
<p>APW24M</p>	<p>24" Mill Finish W-Valley 10' (Steel, Heavy) Sold by = ea Thickness = 6" Width = 20" Length = 120" Weight = 12 lb.</p>	
<p>APW24WW</p>	<p>24" Weathered Wood W-Valley 10' (Steel, Heavy) Sold by = ea Thickness = 6" Width = 20" Length = 120" Weight = 12 lb.</p>	
<p>APZF38B</p>	<p>3/8" Brown Z-Flashing 10' (Alum.) Ctn/50 #828ABR Sold by = CTN Width = 20" Length = 120" Weight = 17 lb.</p>	













<p>APZF38W</p>	<p>3/8" White Z-Flashing 10' (Alum.) Ctn/50 #828AWH Sold by = CTN Width = 20" Length = 120" Weight = 17 lb.</p>	
<p>APZF58A</p>	<p>5/8" Mill Finish Z-Flashing 10' (Alum.) Ctn/50 #858A Sold by = CTN Width = 20" Length = 120" Weight = 17 lb.</p>	
<p>APZF58B</p>	<p>5/8" Brown Z-Flashing 10' (Alum.) Ctn/50 #858ABR Sold by = CTN Width = 20" Length = 120" Weight = 17 lb.</p>	
<p>APZF58W</p>	<p>5/8" White Z-Flashing 10' (Alum.) Ctn/50 #858AWH Sold by = CTN Width = 20" Length = 120" Weight = 17 lb.</p>	
<p>APZSTOP</p>	<p>Z-Stop Zinc Mold & Mildew Preventer 50' Rolls - Ctn/6 Sold by = ROLL Width = 20" Length = 120" Weight = 5 lb.</p>	
<p>QEDCBL1</p>	<p>1.0" ALUM. DRIP CAP(25PC) BLACK #518 Sold by = CTN Thickness = 0.019" Width = 1" Length = 120" Weight = 15 lb.</p>	
<p>QEDCBL125</p>	<p>1.25" ALUM. DRIP CAP(25PC) BLACK #518 Sold by = CTN Thickness = 0.019" Width = 1.25" Length = 120" Weight = 15 lb.</p>	

Metal Products & Window Wells / Area Walls & Ladders

Product Notes: 36" projection

Made Of Special Tight-Coated Galvanized Steel - Deep Corrugation For Greater Strength
Rolled Top Edge And Wide Nailing Flanges With Punched Holes

12" projection - 37" wide










AR12	12" Area Wall Straight Type Sold by = ea Thickness = 12" Width = 37" Length = 12" Weight = 6 lb.	
AR18	18" Area Wall Straight Type Sold by = ea Thickness = 12" Width = 37" Length = 18" Weight = 9 lb.	
AR24	24" Area Wall Straight Type Sold by = ea Thickness = 12" Width = 37" Length = 24" Weight = 12 lb.	
AR30	30" Area Wall Straight Type Sold by = ea Thickness = 12" Width = 37" Length = 30" Weight = 15 lb.	
AR36	36" Area Wall Straight Type Sold by = ea Thickness = 12" Width = 37" Length = 36" Weight = 18 lb.	
AR4248	42"X48" Egress Well (Areawall) Sold by = ea Thickness = 36" Width = 42" Length = 48" Weight = 74 lb.	
AR4260	42"X60" Egress Well (Areawall) Sold by = ea Thickness = 36" Width = 42" Length = 60" Weight = 91 lb.	
AR5036	50"X36" Egress Well (Areawall) (STC) Sold by = ea Thickness = 36" Width = 50" Length = 36" Weight = 58 lb.	
AR5048	50"X48" Egress Well (Areawall) Sold by = ea Thickness = 36" Width = 50" Length = 48" Weight = 79 lb.	
AR5060	50"X60" Egress Well (Areawall) Sold by = ea Thickness = 36" Width = 50" Length = 60" Weight = 96 lb.	
AR5548	55"X48" Egress Well (Areawall) Sold by = ea Thickness = 36" Width = 55" Length = 48" Weight = 82 lb.	
AR5560	55"X60" Egress Well (Areawall) Sold by = ea Thickness = 36" Width = 55" Length = 60" Weight = 90 lb.	

Metal Products & Window Wells / Area Walls & Ladders

Product Notes: 36" projection

Made Of Special Tight-Coated Galvanized Steel - Deep Corrugation For Greater Strength
Rolled Top Edge And Wide Nailing Flanges With Punched Holes


12" projection - 37" wide













AR6736	67"X36" Egress Well (Areawall) (STC) Sold by = ea Thickness = 36" Width = 67" Length = 36" Weight = 66 lb.	
AR6748	67"X48" Egress Well (Area Wall) Sold by = ea Thickness = 36" Width = 67" Length = 48" Weight = 91 lb.	
AR6760	67"X60" Egress Well (Area Wall) Sold by = ea Thickness = 36" Width = 67" Length = 60" Weight = 114 lb.	
ARS4248	Stonewall 42"X48" Egress Well Sold by = ea Thickness = 36" Width = 42" Length = 48" Weight = 74 lb.	
ARS4260	Stonewall 42"X 60" Egress Well Sold by = ea Thickness = 36" Width = 42" Length = 60" Weight = 91 lb.	
ARS5548	Stonewall 55"X 48" Egress Well Sold by = ea Thickness = 36" Width = 55" Length = 48" Weight = 88 lb.	
ARS5560	Stonewall 55"X 60" Egress Well Sold by = ea Thickness = 36" Width = 55" Length = 60" Weight = 105 lb.	
LAD	LS3 3 Rung Life Egress Ladder (Fits 48"&60") Sold by = PC Thickness = 4" Width = 18" Length = 36" Weight = 8 lb.	
LAD4	LS4 4 Rung Life Step Ladder (Recommended For 60") Sold by = PC Thickness = 4" Width = 18" Length = 48" Weight = 11 lb.	












DMPDF













Master Mark Vinyl-Plastic Deck Flashing Black (24/ctn)













Sold by = CTN | Weight = 24 lb.



AJC10	3" 10'0"-10'4" Adjustable Column 10,900 Lbs Sold by = ea Weight = 45 lb.	
AJC47	4" 7'0"-7'4" Adjustable Column 27,200 Lbs Sold by = ea Weight = 43 lb.	
AJC476	4" 7'6"-7'10" Adjustable Column 26,300 Lbs Sold by = ea Weight = 45.25 lb.	
AJC479	4" 7'9"-8'1" Adjustable Column 25,800 Lbs Sold by = ea Weight = 46.5 lb.	
AJC48	4" 8'0"-8'4" Adjustable Column 24,400 Lbs Sold by = ea Weight = 47.8 lb.	
AJC486	4" 8'6"-8'10" Adjustable Column 24,400 Lbs Sold by = ea Weight = 50 lb.	
AJC489	4" 8'9"-9'1" Adjustable Column 23,900 Lbs Sold by = ea Weight = 51.5 lb.	
AJC49	4" 9'0"-9'4" Adjustable Column 23,400 Lbs Sold by = ea Weight = 53 lb.	
AJC66	3" 6'6"-6'10" Adjustable Column 17,800 Lbs Sold by = ea Weight = 32 lb.	
AJC69	3" 6'9"-7'1" Adjustable Column 17,300 Lbs Sold by = ea Weight = 32 lb.	
AJC7	3" 7'0"-7'4" Adjustable Column 16,800 Lbs Sold by = ea Weight = 34 lb.	
AJC73	3" 7'3"-7'7" Adjustable Column 16,300 Lbs Sold by = ea Weight = 35 lb.	













AJC76	3" 7'6"-7'10" Adjustable Column 15,800 Lbs Sold by = ea Weight = 36 lb.	
AJC79	3" 7'9"-8'1" Adjustable Column 15,300 Lbs Sold by = ea Weight = 37 lb.	
AJC8	3" 8'0"-8'4" Adjustable Column 14,800 Lbs Sold by = ea Weight = 38 lb.	
AJC83	3" 8'3"-8'7" Adjustable Column 14,200 Lbs Sold by = ea Weight = 39 lb.	
AJC86	3" 8'6"-8'10" Adjustable Column 13,800 Lbs Sold by = ea Weight = 39 lb.	
AJC89	3" 8'9"-9'1" Adjustable Column 13,300 Lbs Sold by = ea Weight = 40 lb.	
AJC9	3" 9'0"-9'4" Adjustable Column 12,800 Lbs Sold by = ea Weight = 41 lb.	
AJP36	#36 1'7"-3'0" Adjustable Jack Post 10,000-14,000 Lbs Sold by = ea Weight = 9 lb.	
AJP55	#55 2'10"-4'7" Adjustable Jack Post 10,000-14,000 Lbs Sold by = ea Weight = 12 lb.	
AJP79	#79 4'5"-7'9" Adjustable Jack Post 8,000-12000 Lbs Sold by = ea Weight = 18 lb.	
AJP84	#84 4'8"-8'4" Adjustable Jack Post 8,000-12000 Lbs Sold by = ea Weight = 19 lb.	









KSA3	A3 Angle Clips Usp (100) Sold by = CTN Weight = 10 lb.	
KSAC5	AC5 Angle Clip Usp (100) Sold by = CTN Weight = 23 lb.	
KSADTTTZKT	ADTT-TZKT Adjustable Deck Tension Tie Kit (4 W/Fasteners) Sold by = CTN Weight = 8 lb.	
KSBP12HDG	Bp12-Hdg Washer Bearing Plate 2X2X3/16" 1/2" Bolt Dia (100) Sold by = CTN Weight = 30 lb.	
KSC44TZ	C44-TZ Post Caps Usp 4"X4" Triple Zinc (25) Sold by = CTN Weight = 13 lb.	
KSC66TZ	C66-TZ Post Caps 6"X6" Usp (10) Sold by = CTN Weight = 12 lb.	
KSCSHTZ	Csh-TZ Adjustable Concealed Stringer Hanger 1 1/2" Usp (50) Sold by = CTN Weight = 15.8 lb.	
KSHUS2102IFTZ	Hus210-2iftz Double Inverted Flange Hanger 2X10 (25) Sold by = CTN Weight = 23 lb.	
KSJDS24	JDS24 Purlin Hanger 2X4 Saddle (50) Sold by = CTN Weight = 29 lb.	
KSJDS24S	JDS24S Purlin Hanger 2X4 Single (100) Sold by = CTN Weight = 19 lb.	
KSJDS26	JDS26 Purlin Hanger 2X6 Saddle (50) Sold by = CTN Weight = 50 lb.	
KSJDS26S	JDS26S Purlin Hanger 2X6 Single (100) Sold by = CTN Weight = 50 lb.	









KSJL210	JL210 2X10 Single 20 Ga.Joist Hangers-Usp (50) Sold by = CTN Weight = 18 lb.	
KSJL210IFTZ	JL210lf-Tz Inverted Flange 2X1018 Ga. Single(25) Sold by = CTN Weight = 10 lb.	
KSJL24	JL24 2X4 Single 20 Ga.Joist Hangers-Usp (50) Sold by = CTN Weight = 7 lb.	
KSJL26	JL26 2X6 Single 20 Ga.Joist Hangers-Usp (50) Sold by = CTN Weight = 10 lb.	
KSJL28	JL28 2X8 Single 20 Ga.Joist Hangers-Usp (50) Sold by = CTN Weight = 13 lb.	
KSJL28IFTZ	JL28lf-Tz Inverted Flange 20 Ga 2X8-10 Single Triple Zinc (25) Sold by = CTN Weight = 7 lb.	
KSJUS2102TZ	JUS210-2Tz 2X10 Double Joist Hanger Triple Zinc (50) Sold by = CTN Weight = 30 lb.	
KSJUS210TZ	JUS210-Tz 2X10 Single Joist Hanger Triple Zinc (50) Sold by = CTN Weight = 22 lb.	
KSJUS24TZ	JUS24-Tz 2X4 Single Joist Hanger Triple Inc (100) Sold by = CTN Weight = 20 lb.	
KSJUS262TZ	JUS26-2Tz 2X6 Double Joist Hanger Triple Zinc (50) Sold by = CTN Weight = 20 lb.	
KSJUS26TZ	JUS26-Tz 2X6 Single Joist Hanger Triple Zinc (100) Sold by = CTN Weight = 28 lb.	
KSJUS282TZ	JUS28-2Tz 2X8 Double Joist Hanger Triple Zinc (50) *Ctn Sold by = CTN Weight = 26 lb.	













KSJUS28TZ	JUS28-Tz 2X8 Single Joist Hanger Triple Zinc (50) Sold by = CTN Weight = 19 lb.	
KSL915GCR50	Lumberlok Screw #9X1-3/8" Gold Coat (50) Sold by = CTN Weight = 1 lb.	
KSL930GCR50	Lumberlok Screw #9X2-7/8" Gold Coat (50) Sold by = CTN Weight = 1 lb.	
KLSSH15TZ	LSSH15-Tz Adjustable Skewable Slopeable 2X6-8 Triple Zinc (25) Sold by = CTN Weight = 12.5 lb.	
KSLSTA24	LSTA24 I-Joist Strap Tie 1 1/4X24" 20 Ga-Usp (50) Sold by = CTN Weight = 16 lb.	
KSMB16	MB16 Speed Bridging Usp (50) Sold by = CTN Weight = 32 lb.	
KSMBG1016	MBG1016 Bridging Grp/T Usp (50) Sold by = CTN Weight = 16 lb.	
KSMBG816	MBG816 Bridging Grp/T Usp(50) Sold by = CTN Weight = 23 lb.	
KSMPA1	MPA1 Framing Angle Usp (100) Sold by = CTN Weight = 13 lb.	
KSMPA1TZ	MPA1-Tz Triple Zinc Framing Angle (100) Sold by = CTN Weight = 14 lb.	
KSNP35	NP35 Mending Plate Usp (100) Sold by = CTN Weight = 16 lb.	
KSNP37	NP37 Truss Plate 3-1/8"X7" (100) Sold by = CTN Weight = 21 lb.	

KSPA44ETZ	PA44E-TZ 4X4 2 Sided Post Anchor Triple Zinc (10) (Disc when Gone)	
	Sold by = CTN Weight = 9 lb.	
KSPA66ERTZ	PA66Er-TZ "Rough" Post Anchor 2 Sided 6X6 (10)	
	Sold by = CTN Weight = 60 lb.	
KSPB446TZ	PB44-6TZ 4" 2-Pc. Post Cap Triple Zinc (20)	
	Sold by = CTN Weight = 7 lb.	
KSPB666TZ	PB66-6TZ 6" 2-Pc. Post Cap Triple Zinc (20)	
	Sold by = CTN Weight = 9 lb.	
KSPC12	PC12 1/2" Steel Plywood Clips (250)	
	Sold by = CTN Weight = 8 lb.	
KSPC1532	PC1532 15/32"Steel Plywood Clips (250)	
	Sold by = CTN Weight = 8 lb.	
KSPC58	PC58 5/8" Steel Plywood Clips (250)	
	Sold by = CTN Weight = 8 lb.	
KSPC716	PC716 7/16" Steel Plywood Clips (250)	
	Sold by = CTN Weight = 8 lb.	
KSRT15	RT15 Rafter Tie (100)	
	Sold by = CTN Weight = 22 lb.	
KSRT15TZ	RT15-TZ Rafter Ties Triple Zinc (100)	
	Sold by = CTN Weight = 22 lb.	
KSRT3A	RT3A Rafter Tie (100)	
	Sold by = CTN Weight = 8.8 lb.	
KSRT7A	RT7A Rafter Tie (100)	
	Sold by = CTN Weight = 11 lb.	








<p>KSSCA9TZ</p>	<p>SCA9-TZ 9" 1 1/2" X 1 1/2" Stair Angle (25) Sold by = CTN Weight = 18 lb.</p>	
<p>KSSKH210L</p>	<p>SKH210L Left Skewed Joist Hanger (25) Sold by = CTN Weight = 28 lb.</p>	
<p>KSSKH210LTZ</p>	<p>SKH210L-TZ Skewed Left Joist Hanger Triple Zinc (25) Sold by = CTN Weight = 25 lb.</p>	
<p>KSSKH210R</p>	<p>SKH-210R Right Skewed Joist Hanger (25) Sold by = CTN Weight = 28 lb.</p>	
<p>KSSKH210RTZ</p>	<p>SKH210R-TZ Skewed Right Joist Hanger Triple Zinc (25) Sold by = CTN Weight = 25 lb.</p>	
<p>KSSKH26L</p>	<p>SKH26L Left Skewed 45 Deg.Joist Hanger (25) Sold by = CTN Weight = 16.5 lb.</p>	
<p>KSSKH26R</p>	<p>SKH26R Right Skewed 45 Deg Joist Hanger (25) Sold by = CTN Weight = 16.5 lb.</p>	
<p>KSST12</p>	<p>ST12 Strap Tie 1-1/4X11-5/8 16 Ga (50) Sold by = CTN Weight = 13 lb.</p>	
<p>KSST1TZ</p>	<p>ST1-TZ Foundation Anchor Slab Or Stemwall Usp (50) Sold by = CTN Weight = 13 lb.</p>	
<p>KSTPP24</p>	<p>TPP24 Prong Mending Plate Usp (120) Sold by = CTN Weight = 7 lb.</p>	
<p>KSTPP36</p>	<p>TPP36 Prong Mending Plate 2-3/4\"X5-1/4\" (80) Sold by = CTN Weight = 11 lb.</p>	
<p>KSTPP58</p>	<p>TPP58 Prong Mending Plate 4-3/16\"X7-13/16\" (70) Sold by = CTN Weight = 21 lb.</p>	













KSTSX24	TSX24 Expansion Truss Spacer 200' (20)	Sold by = CTN Weight = 38 lb.	
KSWSTS45EXTR	WSTS45-EXTR50 TRUSS SCREW 4 1/2" USP (50)	Sold by = CTN Weight = 2 lb.	
KSWSTS6EXTR5	WSTS6-EXTR50 TRUSS SCREW 6" USP (50)	Sold by = CTN Weight = 2 lb.	
USPBPH17112	BPH17112 Overhang Hanger 1 3/4" X 11 1/4" Lvl (25)	Sold by = ea Weight = 1 lb.	
USPBPH17118	BPH17118 Overhang Hanger 1 3/4" X 11 7/8" Lvl (10)	Sold by = ea Weight = 1 lb.	
USPBPH1714	BPH1714 Overhang Hanger 1 3/4" X 14" Lvl (10)	Sold by = ea Weight = 1 lb.	
USPBPH1716	BPH1716 Overhang Hanger 1 3/4" X 16" Lvl (10)	Sold by = ea Weight = 1 lb.	
USPBPH17925	BPH17925 Overhang Hanger 1 3/4" X 9 1/4" Lvl (25)	Sold by = ea Weight = 1 lb.	
USPBPH1795	BPH1795 Overhang Hanger 1 3/4" X 9 1/2" Lvl (25)	Sold by = ea Weight = 1 lb.	
USPBPH35112	BPH35112 Overhang Hanger 3 1/2" X 11 1/4" Lvl (10)	Sold by = ea Weight = 1 lb.	
USPBPH35118	BPH35118 Overhang Hanger 3 1/2" X 11 7/8" Lvl (10)	Sold by = ea Weight = 1 lb.	
USPBPH3514	BPH3514 Overhang Hanger 3 1/2" X 14" Lvl (10)	Sold by = ea Weight = 1 lb.	

<p>USPBPH3516</p>	<p>BPH3516 Overhang Hanger 3 1/2" X 16" Lvl (10) Sold by = ea Weight = 1 lb.</p>	
<p>USPBPH35925</p>	<p>BPH35925 Overhang Hanger 3 1/2" X 9 1/4" Lvl (10) Sold by = ea Weight = 1 lb.</p>	
<p>USPBPH3595</p>	<p>BPH3595 Overhang Hanger 3 1/2" X 9 1/2" Lvl (10) Sold by = ea Weight = 1 lb.</p>	
<p>USPBPH55118</p>	<p>BPH55118 Overhang Hanger 5 1/4" X 11 7/8" Lvl (10) Sold by = ea Weight = 1 lb.</p>	
<p>USPBPH5514</p>	<p>BPH5514 Overhang Hanger 5 1/4" X 14" Lvl (10) Sold by = ea Weight = 1 lb.</p>	
<p>USPBPH5516</p>	<p>BPH5516 Overhang Hanger 5 1/4" X 16" Lvl (10) Sold by = ea Weight = 1 lb.</p>	
<p>USPBPH5595</p>	<p>BPH5595 Overhang Hanger 5 1/4" X 9 1/2" Lvl (10) Sold by = ea Weight = 1 lb.</p>	
<p>USPHD17112</p>	<p>HD17112 Face Mount LVL Hanger 1-3/4"X11-1/4" - 16" (25) *Pc Sold by = ea Weight = 1 lb.</p>	
<p>USPHD1714</p>	<p>HD1714 Face Mount Hanger 1 3/4" X 14",16" LVL (25) Sold by = ea Weight = 1 lb.</p>	
<p>USPHD1770</p>	<p>HD1770 Face Mount Hanger 1 3/4" X 7 1/4" LVL (25) Sold by = ea Weight = 1 lb.</p>	
<p>USPHD17925</p>	<p>HD17925 Face Mount LVL Hanger 1-3/4"X9-1/4" - 9-1/2" (25) *Pc Sold by = ea Weight = 1 lb.</p>	
<p>USPHD410</p>	<p>HD410 Face Mount Double LVL Hanger 3-1/2"x9-1/4" - 11-7/8" (25) *Pc Sold by = ea Weight = 1 lb.</p>	

USPHD410IF	HD410if Face Mount Inv Flange 3 1/2" X 9 1/4" Thru 11 7/8" (25)	
	Sold by = ea Weight = 1 lb.	
USPHD412	HD412 Face Mount Hanger 3 1/2 X 11-1/4" Thru 16",LVL (25)	
	Sold by = ea Weight = 1 lb.	
USPHD416	HD416 Face Mount Hanger 3 1/2" X 16", 18", 20" LVL (25)	
	Sold by = ea Weight = 1 lb.	
USPHD48	HD 48 Face Mount Hanger 3 1/2" X 7 1/4" LVL (25)	
	Sold by = ea Weight = 1 lb.	
USPHD5210	HD5210 Face Mount Hanger 5 1/4" X 9 1/4" Thru 11 7/8" LVL (25)	
	Sold by = ea Weight = 1 lb.	
USPHD5214	HD5214 Face Mount Hanger 5 1/4" X 14", 16", 18" LVL (25)	
	Sold by = ea Weight = 1 lb.	
USPHUS2102IFT	HUS210-2IFTZ 2X10 Double Inverted Flange Hanger (25)	
	Sold by = ea Weight = 1 lb.	
USPIHF25112	IHF25112 Face Mount I-Joist Hanger 2-1/2" X 11-7/8" (25) *Pc	
	Sold by = ea Weight = 1 lb.	
USPIHF2514	IHF2514 14" Face Mount Hanger 2 1/2" Flange (25)	
	Sold by = ea Weight = 1 lb.	
USPIHF2516	IHF2516 16" Face Mount Hanger 2 1/2" Flange (25)	
	Sold by = ea Weight = 1 lb.	
USPIHF25925	IHF25925 Face Mount I-Joist Hanger 2-1/2" X 9-1/2" (25) *Pc	
	Sold by = ea Weight = 1 lb.	
USPIHF3514	IHF3514 14" Face Mount Hanger 3 1/2" Flange (25)	
	Sold by = ea Weight = 1.19 lb.	

USPIHF3516	IHF3516 16" Face Mount Hanger 3 1/2" Flange (25)	
	Sold by = ea Weight = 1.36 lb.	
USPJUS283TZ	JUS28-3-TZ 2X8-10 Triple 18 Ga Slant Nail Triple Zinc Usp (25)	
	Sold by = ea Weight = 3 lb.	
USPKST227	KST227 Strap Tie (10)	
	Sold by = ea Weight = 1 lb.	
USPLSSH179TZ	LSSH179-TZ Adj Rafter To Rafter Hanger-1 3/4" Flange (25)	
	Sold by = ea Weight = 1 lb.	
USPLSSH210TZ	LSSH210-TZ 2X10-12 Adjustable Slopeable Skewable Joist Hanger (25) *Pc	
	Sold by = ea Weight = 1 lb.	
USPLSSH25TZ	LSSH25-TZ Adj Rafter To Ridgehanger- 2 1/2" Flange (25)	
	Sold by = ea Weight = 1 lb.	
USPLSSH35TZ	LSSH35-TZ 18"&20" Adj Slope/Skew Top Rafter Hgr 3 1/2"Flg (25)	
	Sold by = ea Weight = 1 lb.	
USPLSTA24	LSTA24 Strap Tie (50)	
	Sold by = ea Weight = 1 lb.	
USPMP3	MP3 Framing Angles (100)	
	Sold by = ea Weight = 1 lb.	
USPMP34	MP34 Framing Angles (100)	
	Sold by = ea Weight = 1 lb.	
USPMP5	MP5 Framing Angle 2-1/4"X2-1/4"X4-5/8" (100) *Pc	
	Sold by = ea Weight = 1 lb.	
USPMP9	MP9 Framing Angles (50)	
	Sold by = ea Weight = 1 lb.	

<p>USPN16</p>	<p>N16 Nail-It Bridging (200) Sold by = ea Weight = 1 lb.</p>	
<p>USPN27</p>	<p>N27 Nail-It Bridging (50) Sold by = ea Weight = 1 lb.</p>	
<p>USPN30</p>	<p>N30 Nail-It Bridging (50) Sold by = ea Weight = 1 lb.</p>	
<p>USPN36</p>	<p>N36 Nail-It Bridging (50) Sold by = ea Weight = 1 lb.</p>	
<p>USPPAU88TZ</p>	<p>PAU88-TZ 8X8 Post Anchor Triple Zinc (4) Sold by = ea Weight = 8 lb.</p>	
<p>USPPHXU55112</p>	<p>PHXU55112 Overhang Hanger 5 1/4" X 11 1/4" LVL (10) Sold by = ea Weight = 1 lb.</p>	
<p>USPPHXU55925</p>	<p>PHXU55925 Overhang Hanger 5 1/4" X 9 1/4" LVL (10) Sold by = ea Weight = 1 lb.</p>	
<p>USPSKH2520L</p>	<p>SKH2520L 9 1/4-14" Left Face Mount Skew 45° 2 1/2" Flange (25) Sold by = ea Weight = 1 lb.</p>	
<p>USPSKH2520R</p>	<p>SKH2520R 9 1/4-14" Right Facemount Skew 45° 2 1/2" Flange (25) Sold by = ea Weight = 1 lb.</p>	
<p>USPSKH2524L</p>	<p>SKH2524L 11 1/4-16" Left Facemount Skew 45° 2 1/2" Flange (25) Sold by = ea Weight = 1 lb.</p>	
<p>USPSKH2524R</p>	<p>SKH2524R 11 1/4-16" Rt Facemount Skew 45° 2 1/2" Flange (25) Sold by = ea Weight = 1 lb.</p>	
<p>USPTFI316</p>	<p>TFI316 16" Overhang Mount Hanger 2 1/2" Flange (25) Sold by = ea Weight = 1 lb.</p>	

USPTFI418	TFI418 18" Overhang Mount Hanger 3 1/2" Flange (25)	Sold by = ea Weight = 1 lb.	
USPTFI420	TFI420 20" Overhang Mount Hanger 3 1/2" Flange (25)	Sold by = ea Weight = 1 lb.	
USPTFL2595	TFL2595 Top Mount I-Joist Hanger 2-1/2"X9-1/2" (25) *Pc	Sold by = ea Weight = 1 lb.	
USPTHO25118	THO25118 Top Mount I-Joist Hanger 2-1/2"X11-7/8" (25) *Pc	Sold by = ea Weight = 1 lb.	
USPTHO251182	THO25118-2 11 7/8" Dbl O.H. Mount 2 1/2" Flange X2 (10)	Sold by = ea Weight = 1 lb.	
USPTHO25140	THO25140 14" Overhang Mount Hanger 2 1/2" Flange (25)	Sold by = ea Weight = 1 lb.	
USPTHO251402	THO25140-2 14" Double O.H. Mount 2 1/2" Flange X2 (10)	Sold by = ea Weight = 1 lb.	
USPTHO251602	THO25160-2 16" Double O.H. Mount 2 1/2" Flange X2 (10)	Sold by = ea Weight = 1 lb.	
USPTHO259502	THO25950-2 9 1/2" Double O.H. Mount 2 1/2" Flange X2	Sold by = ea Weight = 1 lb.	
USPTHO35140	THO35140 14" Overhang Mount Hanger 3 1/2" Flange (25)	Sold by = ea Weight = 1.26 lb.	
USPTHO35160	THO35160 16" Overhang Mount Hanger 3 1/2" Flange (25)	Sold by = ea Weight = 1.36 lb.	
USPTMP175	TMP-1751 3/4" Self Adjustingbearing Clip Up To 6:12 Pitch	Sold by = ea Weight = 1 lb.	

USPTMP25 **TMP25 2 1/2" Self Adjusting Bearing Clip Up To 6:12 Pitch (25)**

Sold by = ea | Weight = 1 lb.



USPTMP4 **TMP4 3 1/2" Self Adjusting Bearing Clip Up To 6:12 Pitch**

Sold by = ea | Weight = 1 lb.

USPTMPH175 **TMPH175 1 3/4" Self Adj Bearing Clip 6:12 To 14:12 Pitch (10)**

Sold by = ea | Weight = 1 lb.

USPTMPH25 **TMPH25 2 1/2" Self Adj Bearing Clip 6:12 To 14:12 Pitch (10)**

Sold by = ea | Weight = 1 lb.

USPTMPH4 **TMPH4 3 1/2" Self Adj Bearing Clip 6:12 To 14:12 Pitch (10)**

Sold by = ea | Weight = 1 lb.



KS3124

31-24 Mitek Truss Stabilizer (50)

Sold by = CTN | Weight = 50 lb.



Metal Products & Window Wells / U-Boot

Product Notes: Bolts onto column. Lag or nail to beam. All hardware included. Code in WI on all beams greater than 11.25" tall, or not restrained at both ends.

UB309

U-Boot 309A 2-Ply Lvl Beam

Sold by = ea | Weight = 2 lb.



UB507

U-Boot 507A 3-Ply Lvl Beam

Sold by = ea | Weight = 2 lb.



WC5600

Wellcraft 5600 Egress Windowwell (24)

Sold by = ea | Thickness = 37.5" Width = 56" Length = 21" Weight = 24 lb.












WC5600C













Wellcraft Cover For 5600 Egress Window Well


Sold by = ea | Thickness = 6" Width = 59" Length = 44" Weight = 18 lb.











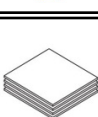















WD4438	Shape 44X38 Egress Well Cover	
Sold by = ea Thickness = 2" Width = 44" Length = 38" Weight = 15 lb.		
WD5338	Shape 53X38 Egress Well Cover	
Sold by = ea Thickness = 2" Width = 53" Length = 38" Weight = 16 lb.		
WWCSV4236	Safe-T-View Window Well Cover (Fits 42"X36" Well)	
Sold by = ea Thickness = 2" Width = 42" Length = 36" Weight = 15 lb.		
WWCSV5036	Safe-T-View Window Well Cover (Fits 50"X36" Well)	
Sold by = ea Thickness = 2" Width = 50" Length = 36" Weight = 15 lb.		
WWCSV5536	Safe-T-View Window Well Cover (Fits 55"X36" Well)	
Sold by = ea Thickness = 2" Width = 55" Length = 36" Weight = 20 lb.		
WWCSV6736	Safe-T-View Window Well Cover (Fits 67"X36" Well)	
Sold by = ea Thickness = 2" Width = 67" Length = 36" Weight = 25 lb.		
WWD42	4238 Domed Window Well Cover	
Sold by = ea Thickness = 18" Width = 42" Length = 38" Weight = 20 lb.		
WWD50	5038 Domed Window Well Cover	
Sold by = ea Thickness = 18" Width = 50" Length = 38" Weight = 23 lb.		
WWD67	6738 Domed Window Well Cover	
Sold by = ea Thickness = 18" Width = 67" Length = 38" Weight = 29 lb.		













CMB	Bead Board 1/2"X5 1/2"X18' Restoration Millwork 2TI (Sold By Bdl Of 4 ea) (224 Pc/Unit) Sold by = ea Length = 18" Weight = 11.73 lb.	
CMBB	Back Band 1-3/16"X 4 1/2"X16' Restoration Millwork (Sold by box of 4 ea) Sold by = ea Length = 18" Weight = 12.56 lb.	
CMBC	Base Cap #164 11/16"X1 1/8"X16' Restoration Millwork (32ea/Ctn) Sold by = ea Length = 16" Weight = 2.41 lb.	
CMBM	Bed Mould #75 9/16"X1 5/8"X16' Restoration Millwork (24 ea/Ctn) Sold by = ea Length = 16" Weight = 3.38 lb.	
CMBRM	Brickmould #180 1-1/8"X2"X17' Restoration Millwork(14 ea/Ctn) Sold by = ea Length = 17" Weight = 8 lb.	
CMCA	Casing #356 11/16"X2 1/4"X16' Smooth Restoration Millwork (16 ea/Ctn) Sold by = ea Length = 16" Weight = 3 lb.	 <small>356 CASING 11/16" x 2 1/4" x 16 ft.</small>
CMCO544410	Corner One ea 5/4"X4"X4"X10' Wg Restoration Millwork (72 ea/Unit) Sold by = ea Length = 10" Weight = 16.42 lb.	
CMCOJ544410	Corners W/J-Pocket 5/4"X4"X 4"X10' Restoration Millwork (72 ea/Unit) Sold by = ea Length = 10" Weight = 15.3 lb.	
CMCR	Crown #49 11/16"X3 5/8"X16' Restoration Millwork(8 ea/Ctn) Sold by = ea Length = 16" Weight = 6.63 lb.	
CMDC	Drip Cap #197 11/16"X1 5/8"X16' Restoration Millwork (22 ea/Ctn) Sold by = ea Length = 16" Weight = 3.37 lb.	
CMIC	Inside Corner Post 1 1/4"X1 1/4"X10' Restoration Millwork(9 ea/Ctn) Sold by = ea Length = 10" Weight = 4 lb.	
CMNF	Nail Hem Flange 3 1/8" X 10' Restoration Millwork(36 ea/Ctn) Sold by = ea Length = 10" Weight = 2 lb.	













<p>CMQR</p>	<p>Quarter Round #107 3/4"X3/4"X 16' Restoration Milwork (38 ea/Ctn) Sold by = ea Length = 16" Weight = 1.51 lb.</p>	 <p><small>QUARTER ROUND 3/4" x 3/4" x 16'-0"</small></p>
<p>CMR</p>	<p>Rake 1"X2X"16' Restoration Millwork(10 ea/Ctn) Sold by = ea Length = 16" Weight = 7.5 lb.</p>	 <p><small>RAKE 1" x 2" x 16'-0"</small></p>
<p>CMS1248</p>	<p>1/2" 4X8 Woodgrain/Smooth White Sheet (24 ea/Unit) Sold by = ea Length = 8" Weight = 52.5 lb.</p>	
<p>CMS3448</p>	<p>3/4" 4X8 Woodgrain/Smooth White Sheet (20 ea/Unit) Sold by = ea Length = 8" Weight = 78.8 lb.</p>	
<p>CMSK</p>	<p>Skirtboard 5/4"X8"X12' Woodgrain Restoration Millwork (48 ea/Unit) Sold by = ea Weight = 22 lb.</p>	
<p>CMSM</p>	<p>Shingle Mould 11/16"X1 5/8"X16 Restoration Millwork (18ea/Ctn) Sold by = ea Length = 16" Weight = 3.4 lb.</p>	
<p>CMSN</p>	<p>Sill Nose 1 5/16"X 1 3/8"X16' Restoration Millwork (9 ea/Ctn) Sold by = ea Length = 16" Weight = 8.84 lb.</p>	
<p>CMT11018</p>	<p>1"X10"X18' Restoration Millwork Trimboard (90 ea/Unit) Woodgrain/Smooth Sold by = ea Length = 18" Weight = 34.32 lb.</p>	
<p>CMT11218</p>	<p>1"X12"X18' Restoration Millwork Trimboard (72 ea/Unit) Woodgrain/Smooth Sold by = ea Length = 18" Weight = 41.71 lb.</p>	
<p>CMT1418</p>	<p>1"X4"X18' Restoration Millwork Trimboard (260 ea/Unit) Woodgrain/Smooth Sold by = ea Length = 18" Weight = 12.98 lb.</p>	
<p>CMT1618</p>	<p>1"X6"X18' Restoration Millwork Trimboard (160 ea/Unit) Woodgrain/Smooth Sold by = ea Length = 18" Weight = 20.41 lb.</p>	
<p>CMT1818</p>	<p>1"X8"X18' Restoration Millwork Trimboard (108 ea/Unit) Woodgrain/Smooth Sold by = ea Length = 18" Weight = 26.9 lb.</p>	













CMT541018	5/4"X10"X18' Restoration Millwork Trimboard (80 ea/Unit) Woodgrain/Smooth	
	Sold by = ea Length = 18" Weight = 47.63 lb.	
CMT541218	5/4"X12"X18' Restoration Millwork Trimboard (64 ea/Unit) Woodgrain/Smooth	
	Sold by = ea Length = 18" Weight = 57.96 lb.	
CMT54418	5/4"X4"X18' Restoration Millwork Trimboard (208 ea/Unit) Woodgrain/Smooth	
	Sold by = ea Length = 18" Weight = 18.03 lb.	
CMT54618	5/4"X6"X18' Restoration Millwork Trimboard (128 ea/Unit) Woodgrain/Smooth	
	Sold by = ea Length = 18" Weight = 28.33 lb.	
CMT54818	5/4"X8"X18' Restoration Millwork Trimboard (96 ea/Unit) Woodgrain/Smooth	
	Sold by = ea Length = 18" Weight = 37.33 lb.	
CMTJ54618	Trimboard W/J-Pocket 5/4"X6"X 18' Woodgrain Restoration Millwork (96 ea/Unit)	
	Sold by = ea Length = 18" Weight = 25.19 lb.	
CMTJC54418	Trimboard W/J-Pocket 5/4"X4"X18' W/Cut Out Woodgrain Rest. Millwork (156 ea/Unit)	
	Sold by = ea Length = 18" Weight = 14.89 lb.	













<p>KKGL12B</p>	<p>12B Base Cabinet Glenwood 12" X 34.5" Sold by = ea Width = 12" Length = 34" Weight = 44 lb.</p>	
<p>KKGL12W</p>	<p>12W Wall Cabinet Glenwood 12" X 30" Sold by = ea Width = 12" Length = 30" Weight = 24 lb.</p>	
<p>KKGL12WT</p>	<p>12Wt Wall Tall Cabinet Glenwood 12" X 36" Sold by = ea Width = 12" Length = 36" Weight = 29 lb.</p>	
<p>KKGL15B</p>	<p>15B Base Cabinet Glenwood 15" X 34.5" Sold by = ea Width = 15" Length = 34" Weight = 47 lb.</p>	
<p>KKGL15BT</p>	<p>15Bt Pantry/Base Roll-Out Tray Glenwood 15"(Box Of 2) Sold by = ea Width = 15" Weight = 50 lb.</p>	
<p>KKGL15D</p>	<p>15D Drawer Cabinet Glenwood 15" X 34.5" Sold by = ea Width = 15" Length = 34" Weight = 65 lb.</p>	
<p>KKGL15W</p>	<p>15W Wall Cabinet Glenwood 15" X 30" Sold by = ea Width = 15" Length = 30" Weight = 27 lb.</p>	
<p>KKGL15WT</p>	<p>15Wt Wall Tall Cabinet Glenwood 15" X 36" Sold by = ea Width = 15" Length = 36" Weight = 32 lb.</p>	
<p>KKGL18B</p>	<p>18B Base Cabinet Glenwood 18" X 34.5" Sold by = ea Width = 18" Length = 34" Weight = 54 lb.</p>	
<p>KKGL18BRB</p>	<p>18Brb Broom Cabinet Glenwood 18" X 84" X 24" Sold by = ea Width = 18" Length = 84" Weight = 101 lb.</p>	
<p>KKGL18BRBSK</p>	<p>18Brbsk Broom Shelf Kit Glenwood 24" X 18" (Box Of 4) Sold by = ea Width = 18" Weight = 50 lb.</p>	
<p>KKGL18BRBT</p>	<p>18Brbt Broom Tall Cabinet Glenwood 18" X 90" X 24" Sold by = ea Width = 18" Weight = 110 lb.</p>	













<p>KKGL18BRW</p>	<p>18Brw Broom Cabinet Glenwood 18" X 84" X 12" Sold by = ea Width = 18" Length = 84" Weight = 65 lb.</p>	
<p>KKGL18BRWSK</p>	<p>18Brwsk Broom Shelf Kit Glenwood 12" X 18" (Box Of 4) Sold by = ea Width = 18" Weight = 50 lb.</p>	
<p>KKGL18BRWT</p>	<p>18Brwt Broom Tall Cabinetglenwood 18" X 90" X 12" Sold by = ea Width = 18" Length = 90" Weight = 72 lb.</p>	
<p>KKGL18BT</p>	<p>18Bt Pantry/Base Roll-Out Tray Glenwood 18"(Box Of 2) Sold by = ea Width = 18" Weight = 50 lb.</p>	
<p>KKGL18D</p>	<p>18D Drawer Cabinet Glenwood 18" X 34.5" Sold by = ea Width = 18" Length = 34" Weight = 68 lb.</p>	
<p>KKGL18W</p>	<p>18W Wall Cabinet Glenwood 18" X 30" Sold by = ea Width = 18" Length = 30" Weight = 30 lb.</p>	
<p>KKGL18WT</p>	<p>18Wt Wall Tall Cabinet Glenwood 18" X 36" Sold by = ea Width = 18" Length = 36" Weight = 36 lb.</p>	
<p>KKGL21B</p>	<p>21B Base Cabinet Glenwood 21" X 34.5" Sold by = ea Width = 21" Length = 34" Weight = 55 lb.</p>	
<p>KKGL21W</p>	<p>21W Wall Cabinet Glenwood 21" X 30" Sold by = ea Width = 21" Length = 30" Weight = 33 lb.</p>	
<p>KKGL21WT</p>	<p>21Wt Wall Tall Cabinet Glenwood 21" X 36" Sold by = ea Width = 21" Length = 36" Weight = 40 lb.</p>	
<p>KKGL24A</p>	<p>24A Angle Wall Cabinet Glenwood 24" X 30" Sold by = ea Width = 24" Length = 30" Weight = 52 lb.</p>	
<p>KKGL24AT</p>	<p>24At Angle Wall Cabinet Tall Glenwood 24" X 36" Sold by = ea Width = 24" Length = 36" Weight = 62 lb.</p>	













KKGL24B	24B Base Cabinet Glenwood 24" X 34.5"	
Sold by = ea Width = 24" Length = 34" Weight = 60 lb.		
KKGL24BRB	24Brb Broom Cabinet Glenwood 24" X 84" X 24"	
Sold by = ea Width = 24" Length = 84" Weight = 125 lb.		
KKGL24BRBSK	24Brbsk Broom Shelf Kit Glenwood 24" X 24" (Box Of 4)	
Sold by = ea Width = 24" Weight = 50 lb.		
KKGL24BRBT	24Brbt Broom Tall Cabinet Glenwood 24" X 90" X 24"	
Sold by = ea Width = 24" Length = 90" Weight = 138 lb.		
KKGL24BT	24Bt Pantry/Base Roll-Out Tray Glenwood 24"(Box Of 2)	
Sold by = ea Width = 24" Weight = 50 lb.		
KKGL24D	24D Drawer Cabinet Glenwood 24" X 34.5"	
Sold by = ea Width = 24" Length = 34" Weight = 79 lb.		
KKGL24W	24W Wall Cabinet Glenwood 24" X 30"	
Sold by = ea Width = 24" Length = 30" Weight = 36 lb.		
KKGL24WC	24Wc Corner Wall Cabinet Glenwood 24" X 30"	
Sold by = ea Width = 24" Length = 30" Weight = 35 lb.		
KKGL24WCT	24Wct Corner Wall Cabinet Tal Glenwood 24" X 36"	
Sold by = ea Width = 24" Length = 36" Weight = 42 lb.		
KKGL24WT	24Wt Wall Tall Cabinet Glenwood 24" X 36"	
Sold by = ea Width = 24" Length = 36" Weight = 43 lb.		
KKGL27B	27B Base Cabinet Glenwood 27" X 34.5"	
Sold by = ea Width = 27" Length = 34" Weight = 65 lb.		
KKGL27W	27W Wall Cabinet Glenwood 27" X 30"	
Sold by = ea Width = 27" Length = 30" Weight = 42 lb.		

<p>KKGL27WT</p>	<p>27Wt Wall Tall Cabinet Glenwood 27" X 36" Sold by = ea Width = 27" Length = 36" Weight = 50 lb.</p>	
<p>KKGL30B</p>	<p>30B Base Cabinet Glenwood 30" X 34.5" Sold by = ea Width = 30" Length = 34" Weight = 68 lb.</p>	
<p>KKGL30R</p>	<p>30R Wall Cabinet Glenwood 30" X 21" Sold by = ea Width = 30" Length = 21" Weight = 32 lb.</p>	
<p>KKGL30RBS</p>	<p>30Rbs Range & Sink Base Cabinet Glenwood 30" X 34.5" Sold by = ea Width = 30" Length = 34" Weight = 58 lb.</p>	
<p>KKGL30W</p>	<p>30W Wall Cabinet Glenwood 30" X 30" Sold by = ea Width = 30" Length = 30" Weight = 45 lb.</p>	
<p>KKGL30WT</p>	<p>30Wt Wall Tall Cabinet Glenwood 30" X 36" Sold by = ea Width = 30" Length = 36" Weight = 54 lb.</p>	
<p>KKGL30X</p>	<p>30X Wall Cabinet Glenwood 30" X 15" Sold by = ea Width = 30" Length = 15" Weight = 21 lb.</p>	
<p>KKGL30X12</p>	<p>30X12 Wall Cabinet Glenwood 30" X 12" Sold by = ea Width = 30" Length = 12" Weight = 17 lb.</p>	
<p>KKGL30Y</p>	<p>30Y Wall Cabinet Glenwood 30" X 18" Sold by = ea Width = 30" Length = 18" Weight = 26 lb.</p>	
<p>KKGL33B</p>	<p>33B Base Cabinet Glenwood 33" X 34.5" Sold by = ea Width = 33" Length = 34" Weight = 74 lb.</p>	
<p>KKGL33W</p>	<p>33W Wall Cabinet Glenwood 33" X 30" Sold by = ea Width = 33" Length = 30" Weight = 48 lb.</p>	
<p>KKGL33WT</p>	<p>33Wt Wall Tall Cabinet Glenwood 33" X 36" Sold by = ea Width = 33" Length = 36" Weight = 58 lb.</p>	

KKGL33X	33X Wall Cabinet Glenwood 33" X 15"	
Sold by = ea Width = 33" Length = 15" Weight = 22 lb.		
KKGL36B	36B Base Cabinet Glenwood 36" X 34.5"	
Sold by = ea Width = 36" Length = 34" Weight = 79 lb.		
KKGL36LS	36Ls Lazy Susan Corner Cabinet Glenwood 36" X 34.5"	
Sold by = ea Width = 36" Length = 34" Weight = 55 lb.		
KKGL36R	36R Wall Cabinet Glenwood 36" X 21"	
Sold by = ea Width = 36" Length = 21" Weight = 36 lb.		
KKGL36RBS	36Rbs Range & Sink Base Cabinet Glenwood 36" X 34.5"	
Sold by = ea Width = 36" Length = 34" Weight = 68 lb.		
KKGL36W	36W Wall Cabinet Glenwood 36" X 30"	
Sold by = ea Width = 36" Length = 30" Weight = 51 lb.		
KKGL36WC	36Wc Corner Wall Cabinet Glenwood 36" X 30"	
Sold by = ea Width = 36" Length = 30" Weight = 47 lb.		
KKGL36WT	36Wt Wall Tall Cabinet Glenwood 36" X 36"	
Sold by = ea Width = 36" Length = 36" Weight = 61 lb.		
KKGL36X	36X Wall Cabinet Glenwood 36" X 15"	
Sold by = ea Width = 36" Length = 15" Weight = 24 lb.		
KKGL36X12	36X12 Wall Cabinet Glenwood 36" X 12"	
Sold by = ea Width = 36" Length = 12" Weight = 20 lb.		
KKGL36Y	36Y Wall Cabinet Glenwood 36" X 18"	
Sold by = ea Width = 36" Length = 18" Weight = 30 lb.		
KKGL39BC	39Bc Corner Base Cabinet Glenwood 39" X 34.5"	
Sold by = ea Width = 39" Length = 34" Weight = 68 lb.		

<p>KKGL3F</p>	<p>3" Filler Strips Glenwood 3" W X 36" L (12) Sold by = ea Width = 3" Length = 36" Weight = 2 lb.</p>	
<p>KKGL42B</p>	<p>42B Base Cabinet Glenwood 42" X 34.5" Sold by = ea Width = 42" Length = 34" Weight = 87 lb.</p>	
<p>KKGL42BC</p>	<p>42Bc Corner Base Cabinet Glenwood 42" X 34.5" Sold by = ea Width = 42" Length = 34" Weight = 74 lb.</p>	
<p>KKGL42RBS</p>	<p>42Rbs Range & Sink Base Cabinet Glenwood 42" X 34.5" Sold by = ea Width = 42" Length = 34" Weight = 75 lb.</p>	
<p>KKGL42W</p>	<p>42W Wall Cabinet Glenwood 42" X 30" Sold by = ea Width = 42" Length = 30" Weight = 59 lb.</p>	
<p>KKGL42WC</p>	<p>42Wc Corner Wall Cabinet Glenwood 42" X 30" Sold by = ea Width = 42" Length = 30" Weight = 61 lb.</p>	
<p>KKGL48B</p>	<p>48B Base Cabinet Glenwood 48" X 34.5" Sold by = ea Width = 48" Length = 34" Weight = 96 lb.</p>	
<p>KKGL48VAL</p>	<p>48" Valance Boards Glenwood 3/4"X5-1/2"X48" (6) Sold by = ea Width = 5.5" Length = 48" Weight = 5 lb.</p>	
<p>KKGL48W</p>	<p>48W Wall Cabinet Glenwood 48" X 30" Sold by = ea Width = 48" Length = 30" Weight = 66 lb.</p>	
<p>KKGL60SB</p>	<p>60Bs Sink Base Cabinet Glenwood 60" X 34.5" Sold by = ea Width = 60" Length = 34" Weight = 106 lb.</p>	
<p>KKGL6F</p>	<p>6" Filler Strips Glenwood 6" W X 36" L (6) Sold by = ea Width = 6" Length = 36" Weight = 36 lb.</p>	
<p>KKGL72VAL</p>	<p>72" Valance Boards Glenwood 3/4"X5-1/2"X72" (6) Sold by = ea Width = 5.5" Length = 72" Weight = 7 lb.</p>	

<p>KKGL9T</p>	<p>9T Tray Cabinet Glenwood 9" X 34.5" Sold by = ea Width = 9" Length = 34" Weight = 21 lb.</p>	
<p>KKGL9W</p>	<p>9W Wall Cabinet Glenwood 9" X 30" Sold by = ea Width = 9" Length = 30" Weight = 21 lb.</p>	
<p>KKGL9WT</p>	<p>9Wt Wall Tall Cabinet Glenwood 9" X 36" Sold by = ea Width = 9" Length = 36" Weight = 21 lb.</p>	
<p>KKGLBP</p>	<p>Back Panels Glenwood 3/16"X34-1/2"X48" (6) Sold by = ea Width = 34.5" Length = 48" Weight = 8 lb.</p>	
<p>KKGLCMS</p>	<p>Crown Molding Small Glenwood 1-3/16"X1-3/16"X96"(15) Sold by = ea Width = 1.2" Length = 96" Weight = 2 lb.</p>	
<p>KKGLEPF</p>	<p>Epf3End Panel Faced Glenwood 1/2"X24"X34-1/2" (4) Sold by = ea Width = 24" Length = 34" Weight = 21 lb.</p>	
<p>KKGLREFEPF</p>	<p>Ref-Epf Refrigerator End Panel Glenwood 1/2"X24"X90" (2) Sold by = ea Width = 24" Length = 90" Weight = 32 lb.</p>	
<p>KKGLSM</p>	<p>Scribe Molding Glenwood 1/4"X3/4"X96" (63) Sold by = ea Width = 0.75" Length = 96" Weight = 2 lb.</p>	
<p>KKGLSPINT</p>	<p>Glenwood Stain Pint Kitchen Kompact Sold by = ea Weight = 2 lb.</p>	
<p>KKGLTK</p>	<p>Toe Kick Finished Glenwood 3/16" X 4" X 96"(25) Sold by = ea Width = 4" Length = 96" Weight = 4 lb.</p>	
<p>KKGLTUPEN</p>	<p>Touch-Up Pen Glenwood Kitchen Kompact Sold by = ea Weight = 1 lb.</p>	
<p>KKGLV12B</p>	<p>V12B Vanity Cabinet Glenwood 12" X 30.5" Sold by = ea Width = 12" Length = 30" Weight = 33 lb.</p>	


KKGLV12BT	V12Bt Vanity Tall Cabinet Glenwood 12" X 34.5"	
	Sold by = ea Width = 12" Length = 34" Weight = 41 lb.	
KKGLV15D	V15D Vanity Cabinet W/Drawers Glenwood 15" X 30.5"	
	Sold by = ea Width = 15" Length = 30" Weight = 52 lb.	
KKGLV15DT	V15Dt Vanity Tall W/Drawers Glenwood 15" X 34.5"	
	Sold by = ea Width = 15" Length = 34" Weight = 60 lb.	
KKGLV24S	V24S Vanity Cabinet Glenwood 24" X 30.5"	
	Sold by = ea Width = 24" Length = 30" Weight = 40 lb.	
KKGLV24ST	V24St Vanity Tall Cabinet Glenwood 24" X 34.5"	
	Sold by = ea Width = 24" Length = 34" Weight = 48 lb.	
KKGLV30S	V30S Vanity Cabinet Glenwood 30" X 30.5"	
	Sold by = ea Width = 30" Length = 30" Weight = 46 lb.	
KKGLV30ST	V30St Vanity Tall Cabinet Glenwood 30" X 34.5"	
	Sold by = ea Width = 30" Length = 34" Weight = 54 lb.	
KKGLV36S	V36S Vanity Cabinet Glenwood 36" X 30.5"	
	Sold by = ea Width = 36" Length = 30" Weight = 50 lb.	
KKGLV36SD	V36Sd Vanity Cabinet W/Drawers Glenwood 36" X 30.5"	
	Sold by = ea Width = 36" Length = 30" Weight = 61 lb.	
KKGLV36SDT	V36Sdt Vanity Tall W/Drawers Glenwood 36" X 34.5"	
	Sold by = ea Width = 36" Length = 34" Weight = 69 lb.	
KKGLV36ST	V36St Vanity Tall Cabinet Glenwood 36" X 34.5"	
	Sold by = ea Width = 36" Length = 34" Weight = 62 lb.	
KKGLV42S	V42S Vanity Cabinet Glenwood 42" X 30.5"	
	Sold by = ea Width = 42" Length = 30" Weight = 63 lb.	

KKGLV42ST	V42St Vanity Tall Cabinet Glenwood 42" X 34.5"	
	Sold by = ea Width = 42" Length = 34" Weight = 71 lb.	
KKGLV48S	V48S Vanity Cabinet Glenwood 48" X 30.5"	
	Sold by = ea Width = 48" Length = 30" Weight = 65 lb.	
KKGLV48ST	V48St Vanity Tall Cabinet Glenwood 48" X 34.5"	
	Sold by = ea Width = 48" Length = 34" Weight = 73 lb.	
KKWH12B	12B Base Cabinet White 12" X 34.5"	
	Sold by = ea Width = 12" Length = 34" Weight = 44 lb.	
KKWH12W	12W Wall Cabinet White 12"X30"	
	Sold by = ea Width = 12" Length = 30" Weight = 24 lb.	
KKWH12WT	12Wt Wall Tall Cabinet White 12" X 36"	
	Sold by = ea Width = 12" Length = 36" Weight = 29 lb.	
KKWH15B	15B Base Cabinet White 15" X 34.5"	
	Sold by = ea Width = 15" Length = 34" Weight = 47 lb.	
KKWH15BT	15Bt Base Roll-Out Tray White 15" (Sold Box Of 2)	
	Sold by = ea Width = 15" Weight = 20 lb.	
KKWH15D	15D Drawer Cabinet White 15" X 34.5"	
	Sold by = ea Width = 15" Length = 34" Weight = 65 lb.	
KKWH15W	15W Wall Cabinet White 15"X30"	
	Sold by = ea Width = 15" Length = 30" Weight = 27 lb.	
KKWH15WT	15Wt Wall Tall Cabinetwhite 15" X 36"	
	Sold by = ea Width = 15" Length = 36" Weight = 32 lb.	
KKWH18B	18B Base Cabinetwhite 18" X 34.5"	
	Sold by = ea Width = 18" Length = 34" Weight = 54 lb.	













KKWH18BRB	18Brb Broom Cabinet White 18" X 84" X 24"	
Sold by = ea Width = 18" Length = 84" Weight = 101 lb.		
KKWH18BRBSK	18Brbsk Broom Shelf Kit White 24" X 18" (Box Of 4)	
Sold by = ea Width = 24" Length = 18" Weight = 20 lb.		
KKWH18BRBT	18Brbt Broom Cabinet Tall White 18" X 90" X 24"	
Sold by = ea Width = 18" Length = 90" Weight = 110 lb.		
KKWH18BRW	18Brw Broom Cabinet White 18" X 84" X 12"	
Sold by = ea Width = 18" Length = 84" Weight = 65 lb.		
KKWH18BRWSK	18Brwsk Broom Shelf Kit White 12" X 18" (Box Of 4)	
Sold by = ea Width = 12" Length = 18" Weight = 50 lb.		
KKWH18BRWT	18Brwt Broom Cabinet Tall White 18" X 90" X 12"	
Sold by = ea Width = 18" Length = 90" Weight = 72 lb.		
KKWH18BT	18Bt Base Roll-Out Tray White 18" (Sold Box Of 2)	
Sold by = ea Width = 18" Weight = 20 lb.		
KKWH18D	18D Drawer Cabinet White 18" X 34.5"	
Sold by = ea Width = 18" Length = 34" Weight = 68 lb.		
KKWH18W	18W Wall Cabinet White 18"X30"	
Sold by = ea Width = 18" Length = 30" Weight = 30 lb.		
KKWH18WT	18Wt Wall Tall Cabinet White 18" X 36"	
Sold by = ea Width = 18" Length = 36" Weight = 36 lb.		
KKWH21B	21B Base Cabinet White 21" X 34.5"	
Sold by = ea Width = 21" Length = 34" Weight = 55 lb.		
KKWH21W	21W Wall Cabinet White 21"X30"	
Sold by = ea Width = 21" Length = 30" Weight = 33 lb.		

KKWH21WT	21Wt Wall Tall Cabinet White 21" X 36"	
Sold by = ea Width = 21" Length = 36" Weight = 40 lb.		
KKWH24A	24A Angle Wall Cabinet White 24" X 30"	
Sold by = ea Width = 24" Length = 30" Weight = 52 lb.		
KKWH24AT	24At Angle Tall Wall Cabinet White 24" X 36"	
Sold by = ea Width = 24" Length = 36" Weight = 62 lb.		
KKWH24B	24B Base Cabinet White 24" X 34.5"	
Sold by = ea Width = 24" Length = 34" Weight = 60 lb.		
KKWH24BRB	24Brb Broom Cabinet White 24" X 84" X 24"	
Sold by = ea Width = 24" Length = 84" Weight = 125 lb.		
KKWH24BRBSK	24Brbsk Broom Shelf Kit White 24" X 24" (Box Of 4)	
Sold by = ea Width = 24" Length = 24" Weight = 50 lb.		
KKWH24BRBT	24Brbt Broom Cabinet Tall White 24" X 90" X 24"	
Sold by = ea Width = 24" Length = 90" Weight = 138 lb.		
KKWH24BT	24Bt Base Roll-Out Tray White 24" (Sold Box Of 2)	
Sold by = ea Width = 24" Weight = 20 lb.		
KKWH24D	24D Drawer Cabinet White 24" X 34.5"	
Sold by = ea Width = 24" Length = 34" Weight = 79 lb.		
KKWH24W	24W Wall Cabinet White 24"X30"	
Sold by = ea Width = 24" Length = 30" Weight = 36 lb.		
KKWH24WC	24Wc Corner Wall Cabinet White 24" X 30"	
Sold by = ea Width = 24" Length = 30" Weight = 35 lb.		
KKWH24WCT	24Wct Corner Tall Wall Cabinet White 24" X 36"	
Sold by = ea Width = 24" Length = 36" Weight = 42 lb.		






<p>KKWH24WT</p> <p>Sold by = ea Width = 24" Length = 36" Weight = 43 lb.</p>	<p>24Wt Wall Tall Cabinet White 24" X 36"</p>	
<p>KKWH27B</p> <p>Sold by = ea Width = 27" Length = 34" Weight = 64 lb.</p>	<p>27B Base Cabinet White 27" X 34.5"</p>	
<p>KKWH27W</p> <p>Sold by = ea Width = 27" Length = 30" Weight = 42 lb.</p>	<p>27W Wall Cabinet White 27\"X30"</p>	
<p>KKWH27WT</p> <p>Sold by = ea Width = 27" Length = 36" Weight = 50 lb.</p>	<p>27Wt Wall Tall Cabinet White 27" X 36"</p>	
<p>KKWH30B</p> <p>Sold by = ea Width = 30" Length = 34" Weight = 68 lb.</p>	<p>30B Base Cabinet White 30" X 34.5"</p>	
<p>KKWH30R</p> <p>Sold by = ea Width = 30" Length = 21" Weight = 32 lb.</p>	<p>30R Wall Cabinet White 30\"X21"</p>	
<p>KKWH30RBS</p> <p>Sold by = ea Width = 30" Length = 34" Weight = 58 lb.</p>	<p>30Rbs Range & Sink Base Cabinet White 30" X 34.5"</p>	
<p>KKWH30W</p> <p>Sold by = ea Width = 30" Length = 30" Weight = 45 lb.</p>	<p>30W Wall Cabinet White 30\"X30"</p>	
<p>KKWH30WT</p> <p>Sold by = ea Width = 30" Length = 36" Weight = 54 lb.</p>	<p>30Wt Wall Tall Cabinet White 30" X 36"</p>	
<p>KKWH30X</p> <p>Sold by = ea Width = 30" Length = 15" Weight = 21 lb.</p>	<p>30X Wall Cabinet White 30\"X15"</p>	
<p>KKWH30X12</p> <p>Sold by = ea Width = 30" Length = 12" Weight = 17 lb.</p>	<p>30X12 Wall Cabinet White 30\"X12"</p>	
<p>KKWH30Y</p> <p>Sold by = ea Width = 30" Length = 18" Weight = 26 lb.</p>	<p>30Y Wall Cabinet White 30\"X18"</p>	

KKWH33B	33B Base Cabinet White 33" X 34.5"	
	Sold by = ea Width = 33" Length = 34" Weight = 74 lb.	
KKWH33W	33W Wall Cabinet White 33"X30"	
	Sold by = ea Width = 33" Length = 30" Weight = 48 lb.	
KKWH33WT	33Wt Wall Tall Cabinet White 33" X 36"	
	Sold by = ea Width = 33" Length = 36" Weight = 54 lb.	
KKWH33X	33X Wall Cabinet White 33"X15"	
	Sold by = ea Width = 33" Length = 15" Weight = 22 lb.	
KKWH36B	36B Base Cabinet White 36" X 34.5"	
	Sold by = ea Width = 36" Length = 34" Weight = 79 lb.	
KKWH36LS	36Ls Lazy Susan Corner Cabinet White 36" X 34.5"	
	Sold by = ea Width = 36" Length = 34" Weight = 55 lb.	
KKWH36R	36R Wall Cabinet White 36"X21"	
	Sold by = ea Width = 36" Length = 21" Weight = 36 lb.	
KKWH36RBS	36Rbs Range & Sink Base Cabinet White 36" X 34.5"	
	Sold by = ea Width = 36" Length = 34" Weight = 68 lb.	
KKWH36W	36W Wall Cabinet White 36"X30"	
	Sold by = ea Width = 36" Length = 30" Weight = 51 lb.	
KKWH36WC	36Wc Corner Wall Cabinet White 36" X 30"	
	Sold by = ea Width = 36" Length = 30" Weight = 47 lb.	
KKWH36WT	36Wt Wall Tall Cabinet White 36" X 36"	
	Sold by = ea Width = 36" Length = 36" Weight = 61 lb.	
KKWH36X	36X Wall Cabinet White 36"X15"	
	Sold by = ea Width = 36" Length = 15" Weight = 24 lb.	

KKWH36X12	36X12 Wall Cabinet White 36"X12"	
Sold by = ea Width = 36" Length = 12" Weight = 20 lb.		
KKWH36Y	36Y Wall Cabinet White 36"X18"	
Sold by = ea Width = 36" Length = 18" Weight = 30 lb.		
KKWH39BC	39Bc Base Corner Cabinet White 39" X 34.5"	
Sold by = ea Width = 39" Length = 34" Weight = 68 lb.		
KKWH3F	3" Filler Strips White 3" W X 36" L (12)	
Sold by = ea Width = 3" Length = 36" Weight = 2 lb.		
KKWH42B	42B Base Cabinet White 42" X 34.5"	
Sold by = ea Width = 42" Length = 34" Weight = 87 lb.		
KKWH42BC	42Bc Base Corner Cabinet White 42" X 34.5"	
Sold by = ea Width = 42" Length = 34" Weight = 74 lb.		
KKWH42RBS	42Rbs Range & Sink Base Cabinet White 42" X 34.5"	
Sold by = ea Width = 42" Length = 34" Weight = 75 lb.		
KKWH42W	42W Wall Cabinet White 42"X30"	
Sold by = ea Width = 42" Length = 30" Weight = 59 lb.		
KKWH42WC	42Wc Corner Wall Cabinet White 42" X 30"	
Sold by = ea Width = 42" Length = 30" Weight = 61 lb.		
KKWH48B	48B Base Cabinet White 48" X 34.5"	
Sold by = ea Width = 48" Length = 34" Weight = 96 lb.		
KKWH48VAL	48" Valance Boards White 3/4"X5-1/2"X48" (6)	
Sold by = ea Width = 5.5" Length = 48" Weight = 5 lb.		
KKWH48W	48W Wall Cabinet White 48"X30"	
Sold by = ea Width = 48" Length = 30" Weight = 66 lb.		




<p>KKWH60SB</p>	<p>60Bs Sink Base Cabinet White 60" X 34.5" Sold by = ea Width = 60" Length = 34" Weight = 106 lb.</p>	
<p>KKWH6F</p>	<p>6" Filler Strips White 6" W X 36" L (6) Sold by = ea Width = 6" Length = 36" Weight = 3 lb.</p>	
<p>KKWH72VAL</p>	<p>72" Valance Boards White 3/4"X5-1/2"X72" (6) Sold by = ea Width = 5.5" Length = 72" Weight = 7 lb.</p>	
<p>KKWH9T</p>	<p>9T Tray Cabinet White 9" X 34.5" Sold by = ea Width = 9" Length = 34" Weight = 21 lb.</p>	
<p>KKWH9W</p>	<p>9W Wall Cabinet White 9"X30" Sold by = ea Width = 9" Length = 30" Weight = 21 lb.</p>	
<p>KKWH9WT</p>	<p>9Wt Wall Tall Cabinet White 9" X 36" Sold by = ea Width = 9" Length = 36" Weight = 21 lb.</p>	
<p>KKWHBP</p>	<p>Back Panel White 3/16" X 34-1/2" X 48"(6) Sold by = ea Width = 34.5" Length = 48" Weight = 8 lb.</p>	
<p>KKWHCMS</p>	<p>Crown Molding Small White 1-3/16" X 1-3/16" X 96"(15) Sold by = ea Width = 1.2" Length = 96" Weight = 2 lb.</p>	
<p>KKWHEPF</p>	<p>End Panel Faced White 1/2" X 24" X 34-1/2"(4) Sold by = ea Width = 24" Length = 34" Weight = 21 lb.</p>	
<p>KKWHREFEPF</p>	<p>Ref-Epf Refrigerator End Panelwhite 1/2" X 24" X 90" (2) Sold by = ea Width = 24" Length = 90" Weight = 24 lb.</p>	
<p>KKWHSM</p>	<p>Scribe Molding White 1/4" X 3/4" X 96"(63) Sold by = ea Width = 0.75" Length = 96" Weight = 2 lb.</p>	
<p>KKWHTK</p>	<p>Toe Kick Finished White 3/16" X 4" X 96"(25) Sold by = ea Width = 4" Length = 96" Weight = 2 lb.</p>	

<p>KKWHTU</p>	<p>Touch-Up Kitwhite Kitchen Kompact Sold by = ea Weight = 5 lb.</p>	
<p>KKWHV12B</p>	<p>V12B Bathroom Vanity White 12" X 30.5" Sold by = ea Width = 12" Length = 30" Weight = 33 lb.</p>	
<p>KKWHV12BT</p>	<p>V12Bt Bathroom Vanity Tall White 12" X 34.5" Sold by = ea Width = 12" Length = 34" Weight = 41 lb.</p>	
<p>KKWHV15D</p>	<p>V15D Bathroom Vanity White 15" X 30.5" Sold by = ea Width = 15" Length = 30" Weight = 52 lb.</p>	
<p>KKWHV15DT</p>	<p>V15Dt Bathroom Vanity Tall White 15" X 34.5" Sold by = ea Width = 15" Length = 34" Weight = 60 lb.</p>	
<p>KKWHV24S</p>	<p>V24S Bathroom Vanity White 24" X 30.5" Sold by = ea Width = 24" Length = 30" Weight = 40 lb.</p>	
<p>KKWHV24ST</p>	<p>V24St Bathroom Vanity Tall White 24" X 34.5" Sold by = ea Width = 24" Length = 34" Weight = 48 lb.</p>	
<p>KKWHV30S</p>	<p>V30S Bathroom Vanity White 30" X 30.5" Sold by = ea Width = 30" Length = 30" Weight = 46 lb.</p>	
<p>KKWHV30ST</p>	<p>V30St Bathroom Vanity Tall White 30" X 34.5" Sold by = ea Width = 30" Length = 34" Weight = 54 lb.</p>	
<p>KKWHV36S</p>	<p>V36S Bathroom Vanity White 36" X 30.5" Sold by = ea Width = 36" Length = 30" Weight = 50 lb.</p>	
<p>KKWHV36SD</p>	<p>V36Sd Bathroom Vanity White 36" X 30.5" Sold by = ea Width = 36" Length = 30" Weight = 69 lb.</p>	
<p>KKWHV36SDT</p>	<p>V36Sdt Bathroom Vanity Tall White 36" X 34.5" Sold by = ea Width = 36" Length = 34" Weight = 69 lb.</p>	





KKWHV36ST	V36St Bathroom Vanity Tall White 36" X 34.5"	
Sold by = ea Width = 36" Length = 34" Weight = 65 lb.		
KKWHV42S	V42S Bathroom Vanity White 42" X 30.5"	
Sold by = ea Width = 42" Length = 30" Weight = 63 lb.		
KKWHV42ST	V42St Bathroom Vanity Tall White 42" X 34.5"	
Sold by = ea Width = 42" Length = 34" Weight = 71 lb.		
KKWHV48S	V48S Bathroom Vanity White 48" X 30.5"	
Sold by = ea Width = 48" Length = 30" Weight = 65 lb.		
KKWHV48ST	V48St Bathroom Vanity Tall White 48" X 34.5"	
Sold by = ea Width = 48" Length = 34" Weight = 73 lb.		

Millwork, Cabinets, Interior Doors, & Stair Parts / Millwork

Product Notes: To order custom millwork, please use our Millwork Visualizer! [Click Here](#)

OBT14	1X4 S4S Oak Boards Tally Pack 6'-16' 250 Bd Ft/755 Ln Ft *Unit	
	Sold by = BDL Width = 48" Length = 192" Weight = 660 lb.	
OBT16	1X6 S4S Oak Boards Tally Pack 6'-16' 250 Bd Ft/500 Ln Ft *Unit	
	Sold by = BDL Width = 48" Length = 192" Weight = 660 lb.	
OBT18	1X8 S4S Oak Boards Tally Pack 6'-16' 250 Bd Ft/ 385 Ln Ft *Unit	
	Sold by = BDL Width = 48" Length = 192" Weight = 660 lb.	

<p>PDBPFG</p>	<p>PD/ByPass ADJ Floor Guide EA 4BPFLRGUIDE1-3/8 x1-3/4 (100) Sold by = ea </p>	
<p>PDF20</p>	<p>#1750 2/0X6/8 4-9/16 Pocket Door Frame W/STD Hardware Sold by = ea Weight = 30 lb.</p>	
<p>PDF24</p>	<p>#1750 2/4X6/8 4-9/16 Pocket Door Frame W/STD Hardware Sold by = ea Weight = 30 lb.</p>	
<p>PDF26</p>	<p>#1750 2/6X6/8 4-9/16 Pocket Door Frame W/STD Hardware Sold by = ea Weight = 30 lb.</p>	
<p>PDF28</p>	<p>#1750 2/8X6/8 4-9/16 Pocket Door Frame W/STD Hardware Sold by = ea Weight = 30 lb.</p>	
<p>PDF30</p>	<p>#1750 3/0X6/8 4-9/16 Pocket Door Frame W/STD Hardware Sold by = ea Weight = 30 lb.</p>	
<p>PDF6924</p>	<p>#1750 2/4X6/8 6-9/16 Pocket Door Frame W/BB Hardware Sold by = ea Weight = 30 lb.</p>	
<p>PDF6926</p>	<p>#1750 2/6X6/8 6-9/16 Pocket Door Frame W/BB Hardware Sold by = ea Weight = 30 lb.</p>	
<p>PDF6928</p>	<p>#1750 2/8X6/8 6-9/16 Pocket Door Frame W/BB Hardware Sold by = ea Weight = 30 lb.</p>	
<p>PDF6930</p>	<p>#1750 3/0X6/8 6-9/16 Pocket Door Frame W/BB Hardware Sold by = ea Weight = 30 lb.</p>	
<p>PDHBB</p>	<p>Pocket Door Ball Bearing #1750 Hardware Set Heavy Duty Sold by = BAG </p>	
<p>PDMK</p>	<p>Pocket Door Mullion/Converging *KIT (10) Sold by = BAG </p>	

PDSC	Pocket Door Soft Close Kit 4-wheel #1750 S/Close Kit(20) Sold by = ea	
PDT20	Pocket Door Track #1750 2-0 (48") *PC TRACK ONLY (44-3/4") Sold by = ea	
PDT26	Pocket Door Track #1750 2-6 (60") *PC TRACK ONLY (56-3/4") Sold by = ea	
PDT30	Pocket Door Track #1750 3-0 (72") *PC TRACK ONLY (68-3/4") Sold by = ea	

AB1210 Galvanized 1/2" X 10" Anchor Bolts (50) *Box

Sold by = BOX | Thickness = 0.5" Length = 10" Weight = 29 lb.



AB126 Galvanized 1/2" X 6" Anchor Bolts (50) *Box

Sold by = BOX | Thickness = 0.5" Length = 6" Weight = 18 lb.



AB128 Galvanized 1/2" X 8" Anchor Bolts (50) *Box

Sold by = BOX | Thickness = 0.5" Length = 8" Weight = 25 lb.















NCLC2













LC-2 Floor Cleats 2" (White) 1M













Sold by = PACK | Weight = 4 lb.



























<p>NC15112HDRP</p>	<p>112X092 HDRPC 1 1/2" Ring Hot Dip Galv 15Deg Coil Siding Nail (6M)(Black) Sold by = BOX Weight = 30 lb.</p>	
<p>NC15212HDP</p>	<p>212X092 HDPC 2 1/2" Smooth Hot Dip Galv 15Deg Coil Siding Nail (4.8M)(Black) Sold by = BOX Weight = 29 lb.</p>	
<p>NC15212HDRP</p>	<p>212X092 HDRPC 2 1/2" Ring Hot Dip Galv 15Deg Coil Siding Nail (4.8M)(Black) Sold by = BOX Weight = 29 lb.</p>	
<p>NC15212RG</p>	<p>212X090HDRC 2 1/2" Ring Hot Dip Galv 15Deg Wire Coil Siding Nail (5.4M)(Black) Sold by = BOX Weight = 29 lb.</p>	
<p>NC15238</p>	<p>238X099C 2 3/8" Smooth Shank 15Deg Wire Coil Nail (3M)(Orange) Sold by = BOX Weight = 17 lb.</p>	
<p>NC15238HDC</p>	<p>238X099HDC 2 3/8" Hot Dip Galv Smooth Nail (3M)(Orange)(DISC WHEN GONE) Sold by = BOX Weight = 18 lb.</p>	
<p>NC15238R</p>	<p>238X099RC 2 3/8" Ring Shank 15Deg Wire Coil Nails (3M)(Orange) Sold by = BOX Weight = 17 lb.</p>	
<p>NC15238RG</p>	<p>238X099HDRC 2 3/8" Ring Hot Dip Galv 15Deg Nail (3M)(Orange) Sold by = BOX Weight = 18 lb.</p>	
<p>NC152HDRP</p>	<p>2X092HDRPC 2" Ring Hot Dip Galv 15Deg Coil Siding Nail (6M)(Black) Sold by = BOX Weight = 30 lb.</p>	
<p>NC152RG</p>	<p>2X099HDRC 2" Ring Hot Dip Galv 15Deg Coil Nail (3M)(Orange) Sold by = BOX Weight = 30 lb.</p>	
<p>NC152S</p>	<p>2X099SC 2" Screw Shank 15Deg Coil Nail(9M)(Orange) Sold by = BOX Weight = 30 lb.</p>	
<p>NC153</p>	<p>3X120C 3" Smooth Shank 15Deg Wire Coil Nail (2.5M)(Orange) Sold by = BOX Weight = 28 lb.</p>	

<p>NC15314</p>	<p>314X120C 3 1/4" Smooth Shank 15Deg Coil Nails (2.5M)(Orange) Sold by = BOX Weight = 30 lb.</p>	
<p>NC15314HDC</p>	<p>314X120HDC 3 1/4" Hot Dip Galv Smooth 15Deg Coil Nail (Orange)(2.5M) Sold by = BOX Weight = 30 lb.</p>	
<p>NC15314RG</p>	<p>314X120HDRC 3 1/4" Ring Hot Dip Galv 15Deg Coil Nail (2.5M)(Orange) Sold by = BOX Weight = 30 lb.</p>	
<p>NC153HDC</p>	<p>3X120HDC 3" Hot Dip Galv Smooth 15Deg Coil Nail (2.5M)(Orange) Sold by = BOX Weight = 28 lb.</p>	
<p>NC153HDRP</p>	<p>3X113HDRPC 3" Ring Hot Dip Galv 15Deg Coil Siding Nail (4.8M)(Black) Sold by = BOX Weight = 31 lb.</p>	
<p>NC153RG</p>	<p>3X120HDRC 3" Ring Hot Dip Galv 15Deg Coil Nail (2.5M)(Orange) Sold by = BOX Weight = 28 lb.</p>	
<p>NC22238</p>	<p>238X113/22 2 3/8" Smooth 22Deg Plastic Strip Nail (2.5M)(Green) Sold by = BOX Weight = 18 lb.</p>	
<p>NC22238B</p>	<p>238X113/22B 2 3/8" Smooth 22Deg Plastic Strip Nail (5M)(Green) Sold by = BOX Weight = 36 lb.</p>	
<p>NC22238R</p>	<p>238X113R/22 2 3/8" Ring Shank 22Deg Nail (2.5M)(Green) Sold by = BOX Weight = 19 lb.</p>	
<p>NC22238RB</p>	<p>238X113R/22B 2 3/8" Ring Shank 22Deg Nail (5M)(Green) Sold by = BOX Weight = 36.5 lb.</p>	
<p>NC22238RG</p>	<p>238X113HDR/22 2 3/8" Ring Hot Dip Galv Nail (2.5M)(Green) Sold by = BOX Weight = 20 lb.</p>	
<p>NC22238RGB</p>	<p>238X113HDR/22B 2 3/8" Ring Hot Dip Galv Nail (5M)(Green) Sold by = BOX Weight = 40 lb.</p>	













NC22238RSS	238X113RSS/22 2 3/8" Ring Stainless Steel 22Deg Plastic Strip Nail (1M)(Green)	
	Sold by = BOX Weight = 12 lb.	
NC223	3X131/22 3" Smooth 22Deg Plastic Strip Nail (2M)(Green)	
	Sold by = BOX Weight = 25 lb.	
NC22314	314X131/22 3 1/4" Smooth 22Deg Nail (2M)(Green)	
	Sold by = BOX Weight = 26 lb.	
NC22314B	314X131/22B 3 1/4" Smooth 22Deg Nail (4M)(Green)	
	Sold by = BOX Weight = 52 lb.	
NC22314RG	314X120HDR/22 3 1/4" Ring Hot Dip Galv 22Deg Nail (2M)(Green)	
	Sold by = BOX Weight = 23 lb.	
NC22314RGB	314X120HDR/22B 3 1/4" Ring Hot Dip Galv 22Deg Nail (4M)(Green)	
	Sold by = BOX Weight = 46 lb.	
NC22314RSS	314X131RSS/22 3 1/4" Ring Stainless Steel 22Deg Nail (1M)(Green)	
	Sold by = BOX Weight = 12 lb.	
NC223B	3X131/22B 3" Smooth 22Deg Plastic Strip Nail (4M)(Green)	
	Sold by = BOX Weight = 50 lb.	
NC223RG	3X120/HDR/22B 3" Ring Hot Dip Galv 22Deg Nail (4M)(Green)	
	Sold by = BOX Weight = 43 lb.	
NC22412R	412X148R/22 4 1/2" Ring Plastic Strip 22Deg Nail 1.8M (Green)	
	Sold by = BOX Weight = 40 lb.	
NC224RG	4X148HDR/22 4" Hot Dip Ring Galv 22Deg Plastic Strip Nail (1.8M)(Green)	
	Sold by = BOX Weight = 38.5 lb.	
NC22518	518X148/22 5 1/8" Smooth Plastic Strip 22Deg Nail (1.8M)(Green)	
	Sold by = BOX Weight = 51 lb.	

NC22518HGS	518X148HDS/22 5 1/8" Hot Dip Galv 22Deg Plastic Strip Screw (1.8M)(Green)	
	Sold by = BOX Weight = 52 lb.	
NC22614	614X162/22 6 1/4" Smooth Plastics Trip 22Deg Nail (1.0M)(Green)	
	Sold by = BOX Weight = 42 lb.	
NC22614HGS	614X162HDS/22 Hot Dip Galv Plastic Strip 22Deg Screw (1.0M)(Green)	
	Sold by = BOX Weight = 43 lb.	
NC282	2X113/28 2" Smooth 28Deg Nail (2M)(Yellow)	
	Sold by = BOX Weight = 11.5 lb.	
NC28238	238X113/28 2 3/8" Smooth 28Deg Nails (2M)(Yellow)	
	Sold by = BOX Weight = 14 lb.	
NC28238HD	238X113HD/28 2 3/8" Hot Dip Smooth (2M)(Yellow)	
	Sold by = BOX Weight = 14 lb.	
NC28238R	238X113R/28 2 3/8" Ring Shank 28Deg Nail (2M)(Yellow)	
	Sold by = BOX Weight = 14 lb.	
NC28238RG	238X113HDR/28 2 3/8" Hot Dip Galv Ring 28Deg Nails (2M)(Yellow)	
	Sold by = BOX Weight = 14 lb.	
NC28238RSS	238X113RSS/28 2 3/8" Ring Stainless Steel 28Deg (1.0M)(Yellow)	
	Sold by = BOX Weight = 11 lb.	
NC282RG	2X113HDR/28 2" Hot Dip Galv Ring 28Deg Nail (2M)(Yellow)	
	Sold by = BOX Weight = 11.5 lb.	
NC283	3X131/28 3" Smooth 28Deg Nails (2M)(Yellow)	
	Sold by = BOX Weight = 24 lb.	
NC28312	312X131/28 3 1/2" Smooth 28Deg Nails (2M)(Yellow)	
	Sold by = BOX Weight = 28 lb.	






<p>NC28314</p>	<p>314X131/28 3 1/4" Smooth 28Deg Nails (2M)(Yellow) Sold by = BOX Weight = 26 lb.</p>	
<p>NC28314HD</p>	<p>314X120HD/28 3 1/4" Hot Dip Galv Smooth 28Deg Nail (2M)(Yellow) Sold by = BOX Weight = 25 lb.</p>	
<p>NC28314RG</p>	<p>314X120HDR/28 3 1/4" Hot Dip Galv Ring 28Deg Nails (Yellow) Sold by = BOX Weight = 25 lb.</p>	
<p>NC28314RSS</p>	<p>314X120RSS/28 3 1/4" Ring Stainless Steel 28Deg Nails (1M)(Yellow) Sold by = BOX Weight = 11 lb.</p>	
<p>NC283HD</p>	<p>3X120HD/28 3" Hot Dip Galv Smooth 28Deg Nails (2M)(Yellow) Sold by = BOX Weight = 22 lb.</p>	
<p>NC283RG</p>	<p>3X120HDR/28 3" Hot Dip Galv Ring 28Deg Nails (2M)(Yellow) Sold by = BOX Weight = 22 lb.</p>	
<p>NC33112</p>	<p>112X148/33-1M 1 1/2" Smooth Joist Hanger 33Deg Nails (1M)(Red) Sold by = BOX Weight = 8 lb.</p>	
<p>NC33112HD</p>	<p>112X148HD/33-1M 1 1/2" Hot Dip Galv Joist Hanger 33Deg Nails (1M)(Red) Sold by = BOX Weight = 8 lb.</p>	
<p>NC332</p>	<p>2X113/33 2" Smooth 33Deg Nail (2.5M)(Red) Sold by = BOX Weight = 35 lb.</p>	
<p>NC33212HD</p>	<p>212X162HD/33 2 1/2" Hd Galv Smooth Joist Hanger 33Deg Nail (2.0M)(Red) Sold by = BOX Weight = 32 lb.</p>	
<p>NC33238</p>	<p>238X113/33 2 3/8" Smooth 33Deg Nails (2.5M)(Red) Sold by = BOX Weight = 20 lb.</p>	
<p>NC33238HD</p>	<p>238X113HD/33 2 3/8" Hot Dip Smooth 33Deg Nails (2.5M) (Red) Sold by = BOX Weight = 21 lb.</p>	

NC33238R	238X113R/33 2 3/8" Ring Shank 33Deg Nails (2.5M)(Red)	Sold by = BOX Weight = 20 lb.	
NC33238RG	238X113HDR/33 2 3/8" Ring Hot Dip Galv 33Deg Nail (2.5M)(Red)	Sold by = BOX Weight = 20 lb.	
NC33238RSS	238X113RSS/33 2 3/8" Ring Stainless Steel 33Deg Nail (1M)(Red)	Sold by = BOX Weight = 8 lb.	
NC332RG	2X113HDR/33 2" Ring Hot Dip Galv 33Deg Nail (2.5M)(Red)	Sold by = BOX Weight = 35 lb.	
NC333	3X131/33 3" Smooth 33Deg Nails (2.5M)(Red)	Sold by = BOX Weight = 31 lb.	
NC33312	312X131/33 3 1/2" Smooth 33Deg Nails (2.5M)(Red)	Sold by = BOX Weight = 34 lb.	
NC33312HD	312X131HD/33 3 1/2" Hot Dip Galv Smooth 33Deg Nails (2.5M)(Red)	Sold by = BOX Weight = 34 lb.	
NC33314	314X131/33 3 1/4" Smooth 33Deg Nails (2.5M)(Red)	Sold by = BOX Weight = 32 lb.	
NC33314HD	314X131HD/33 3 1/4" Hot Dip Galv Smooth Nails (2.5M)(Red)	Sold by = BOX Weight = 32 lb.	
NC33314RG	314X120HDR/33 3 1/4" Ring Hot Dip Galv 33Deg Nails (2.5M)(Red)	Sold by = BOX Weight = 29 lb.	
NC33314RSS	314X120RSS/33 3 1/4" Ring Stainless Steel 33Deg Nails (1M)(Red)	Sold by = BOX Weight = 11 lb.	
NC333HD	3X131HD/33 3" Hot Dip Smooth 33Deg Nails (2.5M)(Red)	Sold by = BOX Weight = 27 lb.	










<p>NC333R</p> <p>Sold by = BOX Weight = 26 lb.</p>	<p>3X120R/33 3" Ring Shank 33Deg Nails (2.5M)(Red)</p>	
<p>NC333RG</p> <p>Sold by = BOX Weight = 27 lb.</p>	<p>3X120HDR/33 3" Ring Hot Dip Galv 33Deg Nails (2.5M)(Red)</p>	
<p>NCAF16112</p> <p>Sold by = PACK Weight = 3 lb.</p>	<p>AF16X112 1 1/2" 16Ga. Galv 20Deg. Angle Finish Nail 2M</p>	
<p>NCAF16114</p> <p>Sold by = PACK Weight = 3 lb.</p>	<p>AF16X114 1 1/4" 16Ga. Galv 20Deg. Angle Finish Nail 2M</p>	
<p>NCAF162</p> <p>Sold by = PACK Weight = 4 lb.</p>	<p>AF16X2 2" 16Ga. Galv 20Deg. Angle Finish Nail 2M</p>	
<p>NCAF16212</p> <p>Sold by = PACK Weight = 4.5 lb.</p>	<p>AF16X212 2 1/2" 16Ga. Galv 20Deg. Angle Finish Nail 2M</p>	
<p>NCB161</p> <p>Sold by = PACK Weight = 2.5 lb.</p>	<p>B16-1 1" Galv 16Ga. Finish Nails (Blue) 2.5M</p>	
<p>NCB16112</p> <p>Sold by = PACK Weight = 3.5 lb.</p>	<p>B16-112 1 1/2" Galv 16Ga. Finish Nails (Blue) 2.5M</p>	
<p>NCB16114</p> <p>Sold by = PACK Weight = 3 lb.</p>	<p>B16-114 1 1/4" Galv 16Ga. Finish Nails (Blue) 2.5M</p>	
<p>NCB16134</p> <p>Sold by = PACK Weight = 4 lb.</p>	<p>B16-134 1 3/4" Galv 16Ga. Finish Nails (Blue) 2.5M</p>	
<p>NCB162</p> <p>Sold by = PACK Weight = 4.5 lb.</p>	<p>B16-2 2" Galv 16Ga. Finish Nails (Blue) 2.5M</p>	
<p>NCB16212</p> <p>Sold by = PACK Weight = 5.5 lb.</p>	<p>B16-212 2 1/2" Galv 16Ga. Finish Nails (Blue) 2.5M</p>	









NCB16214	B16-214 2 1/4" Galv 16Ga. Finish Nails (Blue) 2.5M	Sold by = PACK Weight = 5 lb.	 <p>16 GAUGE BRAD NAILS 2-1/4" LENGTH GALVANIZED B16-214 15GA 5.0M/BOX</p>
NCB181	B18-1 1" Galv 18Ga. Brad Nails (Green) 5M	Sold by = PACK Weight = 2.5 lb.	 <p>18 GAUGE BRAD NAILS 1" LENGTH GALVANIZED B18-1 18GA 5.0M/BOX</p>
NCB18112	B18-112 1 1/2" Galv 18Ga. Brad Nails (Green) 5M	Sold by = PACK Weight = 3.5 lb.	 <p>18 GAUGE BRAD NAILS 1-1/2" LENGTH GALVANIZED B18-112 18GA 5.0M/BOX</p>
NCB18114	B18-114 1 1/4" Galv 18Ga. Brad Nails (Green) 5M	Sold by = PACK Weight = 3.2 lb.	 <p>18 GAUGE BRAD NAILS 1-1/4" LENGTH GALVANIZED B18-114 18GA 5.0M/BOX</p>
NCB1812	B18-12 1/2" Galv 18Ga. Brad Nails (Green) 5M	Sold by = PACK Weight = 1.3 lb.	 <p>18 GAUGE BRAD NAILS 1/2" LENGTH GALVANIZED B18-12 18GA 5.0M/BOX</p>
NCB181316	B18-1316 1 3/16" Galv 18Ga. Brad Nails (Green) 5M	Sold by = PACK Weight = 3 lb.	 <p>18 GAUGE BRAD NAILS 1-3/16" LENGTH GALVANIZED B18-1316 18GA 5.0M/BOX</p>
NCB18134	B18-134 1 3/4" Galv 18Ga. Brad Nails (Green) 5M	Sold by = PACK Weight = 4 lb.	 <p>18 GAUGE BRAD NAILS 1-3/4" LENGTH GALVANIZED B18-134 18GA 5.0M/BOX</p>
NCB182	B18-2 2" Galv 18Ga. Brad Nails (Green) 5M	Sold by = PACK Weight = 4.5 lb.	 <p>18 GAUGE BRAD NAILS 2" LENGTH GALVANIZED B18-2 18GA 5.0M/BOX</p>
NCB1834	B18-34 3/4" Galv 18Ga. Brad Nails (Green) 5M	Sold by = PACK Weight = 1.8 lb.	 <p>18 GAUGE BRAD NAILS 3/4" LENGTH GALVANIZED B18-34 18GA 5.0M/BOX</p>
NCB1858	B18-58 5/8" Galv 18Ga. Brad Nails (Green) 5M	Sold by = PACK Weight = 1.5 lb.	 <p>18 GAUGE BRAD NAILS 5/8" LENGTH GALVANIZED B18-58 18GA 5.0M/BOX</p>
NCBFN112G	BFN-112G 1 1/2" Galv. 25Deg. Angle Finish Nails (Yellow) 3.5M	Sold by = PACK Weight = 6.6 lb.	 <p>ANGLE FINISH NAILS 1-1/2" LENGTH GALVANIZED BFN-112G 15GA 3.5M/BOX</p>
NCBFN134G	BFN-134G 1 3/4" Galv 25Deg. Angle Finish Nails (Yellow) 3.5M	Sold by = PACK Weight = 7 lb.	 <p>ANGLE FINISH NAILS 1-3/4" LENGTH GALVANIZED BFN-134G 15GA 3.5M/BOX</p>







<p>NCBFN212G</p> <p>Sold by = PACK Weight = 10.3 lb.</p>	<p>BFN-212G 2 1/2" Galv. 25Deg. Angle Finish Nails (Yellow) 3.5M</p>	
<p>NCBFN2G</p> <p>Sold by = PACK Weight = 8.3 lb.</p>	<p>BFN-2G 2" Galv. 25Deg. Angle Finish Nails (Yellow) 3.5M</p>	
<p>NCDA17G</p> <p>Sold by = PACK Weight = 7.5 lb.</p>	<p>DA-17G 1 1/2" Galv 15Ga. 35Deg. Angle Finish Nails (Black) 4M</p>	
<p>NCDA19G</p> <p>Sold by = PACK Weight = 8 lb.</p>	<p>DA-19G 1 3/4" Galv 15Ga. 35Deg. Angle Finish Nails (Black) 4M</p>	
<p>NCDA21G</p> <p>Sold by = PACK Weight = 9.5 lb.</p>	<p>DA-21G 2" Galv 15Ga. 35Deg. Angle Finish Nails (Black) 4M</p>	
<p>NCDA23G</p> <p>Sold by = PACK Weight = 10.5 lb.</p>	<p>DA-23G 2 1/4" Galv 15Ga. 35Deg. Angle Finish Nails (Black) 4M</p>	
<p>NCDA25G</p> <p>Sold by = PACK Weight = 11.5 lb.</p>	<p>DA-25G 2 1/2" Galv 15Ga. 35Deg. Angle Finish Nails (Black) 4M</p>	
<p>NCSP15212HDP</p> <p>Sold by = PACK Weight = 5 lb.</p>	<p>Small Pkg A212X092 HDPC 2 1/2" 15Å° Smooth Hot Dip Galv (Black)(800)</p>	
<p>NCSP15212HDRP</p> <p>Sold by = PACK Weight = 5 lb.</p>	<p>Small Pkg A212X092 HDRPC 2 1/2" 15Å° Ring Hot Dip Galv (800)(Black)</p>	
<p>NCSP152HDRP</p> <p>Sold by = PACK Weight = 5 lb.</p>	<p>Small Pkg A2X092 HDRPC 2" 15Å° Ring Hot Dip Galv (800)(Black)</p>	
<p>NCSP22238</p> <p>Sold by = PACK Weight = 4 lb.</p>	<p>Small Pkg A238X113/22 2 3/8" 22Å° Smooth Nails (Green) 500 (STC)</p>	
<p>NCSP22238R</p> <p>Sold by = PACK Weight = 4 lb.</p>	<p>Small Pkg A238X113R/22 2 3/8" 22Å° Ring Nails (Green) 500 (STC)</p>	













<p>NCSP223</p>	<p>Small Pkg A3X131/22 3" 22° Smooth Nails (Green) 500 (STC) Sold by = PACK Weight = 6 lb.</p>	
<p>NCSP22314</p>	<p>Small Pkg A314X131/22 3 1/4" 22° Smooth Nails (Green) 500 (STC) Sold by = PACK Weight = 7 lb.</p>	
<p>NCSP28238</p>	<p>Small Pkg A238X113/28 2 3/8" 28° Smooth Nails (Yellow) 500 Sold by = PACK Weight = 4 lb.</p>	
<p>NCSP28238R</p>	<p>Small Pkg A238X113R/28 2 3/8" 28° Ring Nails (Yellow) 500 (STC) Sold by = PACK Weight = 4 lb.</p>	
<p>NCSP28238RG</p>	<p>Small Pkg A238X113HDR/28 2 3/8" 28° Ring Hd Galv Nails (Yellow) 500 Sold by = PACK Weight = 5 lb.</p>	
<p>NCSP283</p>	<p>Small Pkg A3X131/28 3" 28° Smooth Nails (Yellow) 500 Sold by = PACK Weight = 6 lb.</p>	
<p>NCSP28314</p>	<p>Small Pkg A314X131/28 3 1/4" 28° Smooth Nails (Yellow) 500 Sold by = PACK Weight = 7 lb.</p>	
<p>NCSP28314G</p>	<p>Small Pkg A314X131HD/28 3 1/4" 28° Hot Dip Galv Smooth Nails (Yellow) 500 Sold by = PACK Weight = 7 lb.</p>	
<p>NCSP283RG</p>	<p>Small Pkg A3X120HDR/28 3" 28° Ring Hot Dip Galv Nails (Yellow) 500 (STC) Sold by = PACK Weight = 6 lb.</p>	
<p>NCSP33238</p>	<p>Small Pkg A238X113/33 2 3/8" 33° Smooth Nails (Red) 500 Sold by = PACK Weight = 4 lb.</p>	
<p>NCSP33238R</p>	<p>Small Pkg A238X113R/33 2 3/8" 33° Ring Nails (Red) 500 Sold by = PACK Weight = 4 lb.</p>	
<p>NCSP33238RG</p>	<p>Small Pkg A238X113HDR/33 2 3/8" 33° Hd Galv Ring Nails (Red) 500 Sold by = PACK Weight = 4 lb.</p>	













<p>NCSP333</p>	<p>Small Pkg A3X131/33 3" 33° Smooth Nails (Red) 500 Sold by = PACK Weight = 6 lb.</p>	
<p>NCSP33314</p>	<p>Small Pkg A314X131/33 3 1/4" 33° Smooth Nails (Red) 500 Sold by = PACK Weight = 7 lb.</p>	
<p>NCSP33314G</p>	<p>Small Pkg A314X131HD/33 3 1/4" 33° Hot Dip Smooth Nails (Red) 500 Sold by = PACK Weight = 7 lb.</p>	
<p>NCSP333RG</p>	<p>Small Pkg A3X120HDR/33 3" 33° Hot Dip Galv Ring Nails (Red) 500 Sold by = PACK Weight = 7 lb.</p>	
<p>NCSPB161</p>	<p>Small Pkg B161-1M 1" 16Ga. Finish Nails (Blue) 1M (STC) Sold by = PACK Weight = 2 lb.</p>	
<p>NCSPB16112</p>	<p>Small Pkg B16112-1M 1 1/2" 16Ga. Finish Nails (Blue) 1M Sold by = PACK Weight = 1 lb.</p>	
<p>NCSPB16114</p>	<p>Small Pkg B16114-1M 1 1/4" 16Ga. Finish Nails (Blue) 1M Sold by = PACK Weight = 1 lb.</p>	
<p>NCSPB162</p>	<p>Small Pkg B162-1M 2" 16Ga. Finish Nails (Blue) 1M Sold by = PACK Weight = 2 lb.</p>	
<p>NCSPB16212</p>	<p>Small Pkg B16212-1M 2 1/2" 16Ga. Finish Nails (Blue) 1M Sold by = PACK Weight = 2 lb.</p>	
<p>NCSPB181</p>	<p>Small Pkg B181-1M 1" 18 Ga. Brads (Green) 1M Sold by = PACK Weight = 1 lb.</p>	
<p>NCSPB18112</p>	<p>Small Pkg B18112-1M 1 1/2" 18 Ga. Brads (Green) 1M Sold by = PACK Weight = 1 lb.</p>	
<p>NCSPB18114</p>	<p>Small Pkg B18114-1M 1 1/4" 18 Ga. Brads (Green) 1M Sold by = PACK Weight = 1 lb.</p>	

NCSPB182	Small Pkg B182-1M 2" 18Ga. Brads (Green) 1M	
	Sold by = PACK Weight = 1 lb.	
NCSPB1834	Small Pkg B1834-1M 3/4" 18Ga. Brads (Green) 1M	
	Sold by = PACK Weight = 1 lb.	
NCSPBFN112	Small Pkg BFN112-1M 1 1/2" 25Deg. Angle Finish Nails (Yellow) 1M	
	Sold by = PACK Weight = 2 lb.	
NCSPBFN2	Small Pkg BFN2-1M 2" 25Deg. Angle Finish Nails (Yellow) 1M	
	Sold by = PACK Weight = 2 lb.	
NCSPBFN212	Small Pkg BFN212-1M 2 1/2" 25Deg. Angle Finish Nails (Yellow) 1M	
	Sold by = PACK Weight = 2 lb.	
NCSPDA15	Small Pkg DA15-1M 1 1/4" 15Ga 35Deg. Angle Finish Nails (Black) 1M (STC)	
	Sold by = PACK Weight = 2 lb.	
NCSPDA17	Small Pkg DA17-1M 1 1/2" 15Ga. 35Deg. Angle Finish Nails (Black) 1M	
	Sold by = PACK Weight = 2 lb.	
NCSPDA21	Small Pkg DA21-1M 2" 15 Ga. 35Deg. Angle Finish Nails (Black) 1M	
	Sold by = PACK Weight = 2 lb.	
NCSPDA25	Small Pkg DA25-1M 2 1/2" 15Ga. 35Deg. Angle Finish Nails (Black) 1M	
	Sold by = PACK Weight = 2 lb.	

<p>NCCR1</p>	<p>CR-1 Coil Roofing Nails 1" (Purple) (7.2M) (48/Unit) Sold by = BOX Weight = 29 lb.</p>	
<p>NCCR112</p>	<p>CR-112 Coil Roofing Nails 1 1/2" (Purple) (7.2M) (40/Unit) Sold by = BOX Weight = 39 lb.</p>	
<p>NCCR114</p>	<p>CR-114 Coil Roofing Nails 1 1/4" (Purple) (7.2M) (48/Unit) Sold by = BOX Weight = 32 lb.</p>	
<p>NCCR134</p>	<p>CR-134 Coil Roofing Nails 1 3/4" (Purple) (7.2M) (40/Unit) Sold by = BOX Weight = 45 lb.</p>	
<p>NCSPCR1</p>	<p>Small Pkg ACR-1 Coil Roofing Nails 1" (Purple) (1080/Pack) Sold by = PACK Weight = 5 lb.</p>	
<p>NCSPCR112</p>	<p>Small Pkg ACR-112 Coil Roofing Nails 1 1/2" (Purple) (720/Pack) Sold by = PACK Weight = 5 lb.</p>	
<p>NCSPCR114</p>	<p>Small Pkg ACR-114 Coil Roofing Nails 1 1/4" (Purple) (720/Pack) Sold by = PACK Weight = 5 lb.</p>	
<p>NCSPCR134</p>	<p>Small Pkg ACR-134 Coil Roofing Nails 1 3/4" (Purple) (720/Pack) Sold by = PACK Weight = 5 lb.</p>	





NCCS6114	Cs6X114DW Collated Coarse 1M Drywall Screw #6X1 1/4" Sold by = PACK Weight = 4 lb.	
NCCS6158	Cs6X158DW Collated Coarse 1M Drywall Screw #6X1 5/8" Sold by = PACK Weight = 5 lb.	
NCCS8134YZ	CS8X134YZ Collated 1M Zinc Subfloor Screw #2 Sq 8 X 1-3/4" Sold by = PACK Weight = 8 lb.	
NCCS8212EXT	Cs8X212EXT. Collated 1M #2 Sq.Exterior Screw #8X2 1/2" Sold by = PACK Weight = 11 lb.	
NCCS8212YZ	CS8X212YZ Collated 1M Zinc Subfloor Screw #2 Sq 8 X 2-1/2" Sold by = PACK Weight = 8 lb.	
NCCS82YZ	CS8X2YZ Collated 1M Zinc Subfloor Screw #2 Sq #8 X2" Sold by = PACK Weight = 8 lb.	

<p>NC5010</p> <p>Sold by = PACK Weight = 1.5 lb.</p>	<p>B&C Eagle 5010C 5/16" 5M Staples (20Packs/Case)</p>	
<p>NC8010</p> <p>Sold by = PACK Weight = 3 lb.</p>	<p>8010 3/8" (1/2" Crown) 22Ga. Staples 10M (20Packs/Case)</p>	
<p>NC9012</p> <p>Sold by = PACK Weight = 3 lb.</p>	<p>9012 1/2" (1/4" Crown Staples) (Gray) 5M</p>	
<p>NC9015</p> <p>Sold by = PACK Weight = 3 lb.</p>	<p>9015 5/8" (1/4" Crown Staples) (Gray) 5M</p>	
<p>NC9018</p> <p>Sold by = PACK Weight = 3.5 lb.</p>	<p>9018 3/4" (1/4" Crown Staples) (Gray) 5M</p>	
<p>NC9022</p> <p>Sold by = PACK Weight = 4 lb.</p>	<p>9022 7/8" (1/4" Crown Staples) (Gray) 5M</p>	
<p>NC9025</p> <p>Sold by = PACK Weight = 5 lb.</p>	<p>9025 1" (1/4" Crown Staples) (Gray) 5M</p>	
<p>NC9028</p> <p>Sold by = PACK Weight = 5 lb.</p>	<p>9028 1 1/8" (1/4" Crown Staples) (Gray) 5M</p>	
<p>NC9032</p> <p>Sold by = PACK Weight = 5.5 lb.</p>	<p>9032 1 1/4" (1/4" Crown Staples) (Gray) 5M</p>	
<p>NC9038</p> <p>Sold by = PACK Weight = 6 lb.</p>	<p>9038 1 1/2" (1/4" Crown Staples) (Gray) 5M</p>	
<p>NCA1138</p> <p>Sold by = PACK Weight = 1.5 lb.</p>	<p>A11-38C 3/8" Staples 5M (20 Packs/Case)</p>	
<p>NCA11516</p> <p>Sold by = PACK Weight = 2 lb.</p>	<p>A11-516C 5/16" Staples 5M (20 Packs/Case)</p>	






<p>NCA1914</p>	<p>A19-14 1/4" Staples 5M (50 Packs/Case) Sold by = PACK Weight = 1 lb.</p>	
<p>NCBCS1516</p>	<p>BCS1516 2" Galv Flooring Staples (1/2" Crown)(Tan) 5M Sold by = PACK Weight = 25 lb.</p>	
<p>NCBSM112</p>	<p>BSM-112 1 1/2" (1/2" Crown) Staples (Purple) 10M Sold by = BOX Weight = 27 lb.</p>	
<p>NCBSM114</p>	<p>BSM-114 1 1/4" (1/2" Crown) Staples (Purple) 10M Sold by = BOX Weight = 23 lb.</p>	
<p>NCBSM134</p>	<p>BSM-134 1 3/4" (1/2" Crown) Staples (Purple) 10M Sold by = BOX Weight = 32 lb.</p>	
<p>NCBSM2</p>	<p>BSM-2 2" (1/2" Crown) Staples (Purple) 10M Sold by = BOX Weight = 35 lb.</p>	
<p>NCBSW112</p>	<p>BSW-112 (1" Crown) 1-1/2" Galv. Staples (Orange) 10M Sold by = BOX Weight = 30 lb.</p>	
<p>NCBSW114</p>	<p>BSW-114 (1" Crown) 1-1/4" Galv. Staples (Orange) 10M Sold by = BOX Weight = 27 lb.</p>	
<p>NCBSW78</p>	<p>BSW-78 (1" Crown) 7/8" Galv. Staples (Orange) 10M Sold by = BOX Weight = 20 lb.</p>	
<p>NCPM112</p>	<p>PM-112 1 1/2" (1/2" Crown) Staples (Blue) 10M Sold by = BOX Weight = 27 lb.</p>	
<p>NCPM134</p>	<p>PM-134 1 3/4" (1/2" Crown) Staples (Blue) 10M Sold by = BOX Weight = 32 lb.</p>	
<p>NCPM2</p>	<p>PM-2 2" (1/2" Crown) Staples (Blue) 10M Sold by = BOX Weight = 35 lb.</p>	

<p>NCSDM112</p>	<p>SDM-112 1 1/2" (7/16" Crown) Staples (Red) 10M Sold by = BOX Weight = 27 lb.</p>	
<p>NCSDM114</p>	<p>SDM-114 1 1/4" (7/16" Crown) Staple (Red) 10M Sold by = BOX Weight = 23 lb.</p>	
<p>NCSDM134</p>	<p>SDM-134 1 3/4" (7/16" Crown) Staples (Red) 10M Sold by = BOX Weight = 32 lb.</p>	
<p>NCSDM2</p>	<p>SDM-2 2" (7/16" Crown) Staples (Red) 10M Sold by = BOX Weight = 35 lb.</p>	
<p>NCSHCR5019</p>	<p>SHCR5019 3/8" 5M Staples (20 Packs/Case) (STC) Sold by = PACK Weight = 1.5 lb.</p>	
<p>NCSP9018</p>	<p>Small Pkg 9018-1M 3/4" 18Ga. (1/4" Crown Staples) (Gray) 1M Sold by = PACK Weight = 1 lb.</p>	
<p>NCSP9025</p>	<p>Small Pkg 9025-1M 1" 18Ga. (1/4" Crown Staples) (Gray) 1M Sold by = PACK Weight = 1 lb.</p>	
<p>NCSP9032</p>	<p>Small Pkg 9032-1M 1 1/4" 18Ga. (1/4" Crown Staples) (Gray) 1M Sold by = PACK Weight = 2 lb.</p>	
<p>NCSP9038</p>	<p>Small Pkg 9038-1M 1 1/2" 18Ga. (1/4" Crown Staples) (Gray) 1M Sold by = PACK Weight = 2 lb.</p>	
<p>NCSS</p>	<p>3/8" Stinger Staplepac #136420 (2,016 Ct) Sold by = BOX Weight = 20 lb.</p>	
<p>NCSTCR501914</p>	<p>STCR5019-14 1/4" Staples 5M (20Packs/Case) Sold by = PACK Weight = 2 lb.</p>	
<p>NCSTCR501938</p>	<p>STCR5019-38 3/8" Staples 5M (20Packs/Case) Sold by = PACK Weight = 1.5 lb.</p>	

<p>NCSX1</p>	<p>SX5035-1 1" (7/32" Crown) B&C Staples (Black) 5M Sold by = PACK Weight = 4.7 lb.</p>	
<p>NCSX118</p>	<p>SX5035-118 1 1/8" (7/32" Crown) B&C Staples (Black) 5M Sold by = PACK Weight = 5.2 lb.</p>	
<p>NCSX12</p>	<p>SX5035-12 1/2" (7/32" Crown) B&C Staples (Black) 5M Sold by = PACK Weight = 3 lb.</p>	
<p>NCSX1316</p>	<p>SX5035-1316 1 3/16" (7/32" Crown) B&C Staples (Black) 5M Sold by = PACK Weight = 5.3 lb.</p>	
<p>NCSX138</p>	<p>SX5035-138 1 3/8" (7/32" Crown) B&C Staples (Black) 5M Sold by = PACK Weight = 5.6 lb.</p>	
<p>NCSX34</p>	<p>SX5035-34 3/4" (7/32" Crown) B&C Staples (Black) 5M Sold by = PACK Weight = 3.7 lb.</p>	
<p>NCSX58</p>	<p>SX5035-58 5/8" (7/32" Crown) B&C Staples (Black) 5M Sold by = PACK Weight = 3 lb.</p>	
<p>NCSX78</p>	<p>SX5035-78 7/8" (7/32" Crown) B&C Staples (Black) 5M Sold by = PACK Weight = 4.2 lb.</p>	

BOBT1309B	BT1309B 1" Bostitch 18 Ga. Brads (3M)	
Sold by = PACK Thickness = 1" Width = 2" Length = 5" Weight = 1 lb.		
BOBT1314B	BT1314B 1 3/16" Bostitch 18Ga. Brads (3M)	
Sold by = PACK Thickness = 1" Width = 2" Length = 5" Weight = 2 lb.		
BOBT1335B	BT1335B 1 3/8" Bostitch 18Ga. Brads (3M)	
Sold by = PACK Thickness = 1" Width = 2" Length = 5" Weight = 3 lb.		
BOBT1340B	BT1340B1 9/16" Bostitch 18Ga. Brads (2M)	
Sold by = PACK Thickness = 1" Width = 2" Length = 5" Weight = 2 lb.		
BOBT1345B	BT1345B 1 3/4" Bostitch 18Ga. Brads (2M)	
Sold by = PACK Thickness = 1" Width = 2" Length = 5" Weight = 2 lb.		
BOBT1350B	BT1350B 2" Bostitch 18Ga. Brads (2M)	
Sold by = PACK Thickness = 1" Width = 2" Length = 5" Weight = 2 lb.		

BOC12P120D	C12P120D 3 1/4"X120 Smooth 15Deg Coil Framing Nails-Bostitch (2.7M)	
Sold by = BOX Thickness = 6" Width = 10" Length = 14" Weight = 31 lb.		
BOC8P120D	C8P120D 2 1/2"X120 Smooth 15Deg Coil Framing Nails-Bostitch (2.7M)	
Sold by = BOX Thickness = 6" Width = 10" Length = 14" Weight = 24 lb.		
BOFN1524	FN 1524 1 1/2" Bostitch 15Ga. FN Style Angled Finish Nails (3,655 Ct)	
Sold by = PACK Thickness = 2" Width = 5" Length = 8" Weight = 7 lb.		
BOFN1528	FN 1528 1 3/4" Bostitch 15Ga. FN Style Angled Finish Nails (3,655 Ct)	
Sold by = PACK Thickness = 2" Width = 5" Length = 8" Weight = 7 lb.		
BOPTMC14815	PT-MC14815-1M 1 1/2"X148 Smooth 35Deg. Hanger Nail-Bostitch (1M)	
Sold by = BOX Thickness = 3" Width = 4" Length = 9" Weight = 8 lb.		
BOPTMC14815G	PT-MC14815G-1M 1 1/2"X148 Galv Smooth 35Deg. Hanger Nail-Bostitch (1M)	
Sold by = BOX Thickness = 3" Width = 4" Length = 9" Weight = 8 lb.		
BOS12D	S12D-FH 3 1/4 X120 Smooth 28Deg. Wire Stick Nail-Bostitch (2M)	
Sold by = BOX Thickness = 4" Width = 5" Length = 10" Weight = 21 lb.		
BOS16D131	S16D131-FH 3 1/2"X 131 Smooth 28Deg. Wire Stick Nail-Bostitch (2M)	
Sold by = BOX Thickness = 4" Width = 5" Length = 10" Weight = 27 lb.		
BOS8D	S8D-FH 2 3/8"X120 Smooth 28Deg. Wire Stick Nail-Bostitch (2M)	
Sold by = BOX Thickness = 4" Width = 5" Length = 10" Weight = 16 lb.		

BOSX5035112G	Bostitch SX5035-112G 1 1/2" (7/32" Crown) 18Ga. Staples (3M)	
Sold by = PACK Thickness = 2" Width = 5" Length = 6" Weight = 4 lb.		
BOSX50351316G	Bostitch SX5035-1316G 1 3/16" (7/32" Crown) 18Ga. Staples (3M)	
Sold by = PACK Thickness = 2" Width = 5" Length = 6" Weight = 4 lb.		
BOSX5035138G	Bostitch SX5035-138G 1 3/8" (7/32" Crown) 18Ga. Staples (3M)	
Sold by = PACK Thickness = 2" Width = 5" Length = 6" Weight = 4 lb.		
BOSX50351G	Bostitch SX5035-1G 1" (7/32" Crown) 18Ga. Staples (5M)	
Sold by = PACK Thickness = 2" Width = 5" Length = 6" Weight = 4 lb.		
BOSX503534G	Bostitch SX5035-34G 3/4" (7/32" Crown) 18Ga. Staples (5M)	
Sold by = PACK Thickness = 2" Width = 5" Length = 6" Weight = 4 lb.		

BOH308








H30-8 Bostitch Hammer Tacker Stapler (6/Case)








Sold by = ea | Weight = 5 lb.







Nails, Fasteners, & Power Tools / Camo Deck Tool & Fasteners













Product Notes: Fits any 5 1/4" - 5 3/4" deckboard, 3/16" spacing

NCCAM15BIT	#15 Camo Torx Bits 2/Pack Sold by = PACK Weight = 1 lb.	
NCCAM1781750	1 7/8 Camo Trimhead Fasteners (W/ 2 Bits) (1750/Pack) Sold by = PACK Weight = 11 lb.	
NCCAM178350	1 7/8 Camo Trimhead Fasteners (W/ 1 Bit) (350/Pack) Sold by = PACK Weight = 3 lb.	
NCCAM178700	1 7/8 Camo Trimhead Fasteners (W/ 2 Bits) (700/Pack) Sold by = PACK Weight = 5 lb.	
NCCAM2381750	2 3/8 Camo Trimhead Fasteners (W/ 2 Bits) (1750/Pack) Sold by = PACK Weight = 17 lb.	
NCCAM238350	2 3/8 Camo Trimhead Fasteners (W/ 1 Bit) (350/Pack) Sold by = PACK Weight = 3 lb.	
NCCAM238700	2 3/8 Camo Trimhead Fasteners (W/ 2 Bits) (700/Pack) Sold by = PACK Weight = 6 lb.	
NCCAMDT	Camo Marksman Pro Deck Tool #345001 Sold by = ea Weight = 2 lb.	

NCBN1855	BN18/55 18 Ga. Brad Nailer B&C	
	Sold by = ea Weight = 3 lb.	
NCCH38	CH38 Stinger Stapler Tool #136400	
	Sold by = ea Weight = 5 lb.	
NCCN45R	CN45R Coil Roofing Nailer B&C	
	Sold by = ea Weight = 5 lb.	
NCCN65SP	CN65SP Coil Siding Nailer (1 1/4"-2 1/2") B&C/Pneutool	
	Sold by = ea Weight = 5 lb.	
NCCN75	CN75 Coil Siding Nailer (1 3/4"-3") B&C/Pneutool	
	Sold by = ea Weight = 5 lb.	
NCFCO	Orange Fuel Cells #816008 (9/Box)	
	Sold by = BOX Weight = 12 lb.	
NCFCSY	Short Yellow Fuel Cells (2 Cells & 4 Adaptors/Pack) #816007	
	Sold by = PACK Weight = 2 lb.	
NCFN1564	FN15/64 15Ga. Angle Finish Nailer B&C/Pneutool	
	Sold by = ea Weight = 5 lb.	
NCFN1664	FN16/64 16Ga. Finish Nailer B&C/Pnetool	
	Sold by = ea Weight = 4 lb.	
NCHT550H	HT550H B&C Eagle Hammer Tacker American Fastening	
	Sold by = ea Weight = 3 lb.	
NCHT550SB	HT550 "Small Body" B&C Eagle Hammer Tacker	
	Sold by = ea Weight = 3 lb.	
NCMC150	MC150 33° 1 1/2" Joist Hanger Nailer B&C/Pneutool	
	Sold by = ea Weight = 5 lb.	

NCMS1650	MS1650 7/16" Medium Crown Stapler B&C/Pneutool	
	Sold by = ea Weight = 5 lb.	
NCMS1650P	MS1650P 1/2" Medium Crown Stapler B&C/Pneutool	
	Sold by = ea Weight = 5 lb.	
NCNS1840II	NS18/40-II 18Ga. 1/4 Crown Stapler B&C/Pneutool	
	Sold by = ea Weight = 3 lb.	
NCPUR14100	B&C Eagle 1/4" X 100' Blue Poly Hose *Roll	
	Sold by = ROLL Weight = 4 lb.	
NCPUR1450	PUR 1/4" X 50' Blue Reinforced Poly Air Hose	
	Sold by = ROLL Weight = 2 lb.	
NCSN2283H	SN22/83H 22Â° Framer B&C Eagle	
	Sold by = ea Weight = 7 lb.	
NCSN3490	SN34/90 33Â° Framer B&C Eagle	
	Sold by = ea Weight = 7 lb.	
NCUS5016LMA	US5016LMA Auto Fire Stapler 5000 Series B&C Eagle/Pneutool	
	Sold by = ea Weight = 5 lb.	

DE2	2" Deck Pro Screws Phillips Head (3,500 Ct)	
Sold by = BOX Thickness = 7" Width = 10" Length = 10" Weight = 23 lb.		
DE212	2 1/2" Deck Pro Screws Phillips Head (2,500 Ct)	
Sold by = BOX Thickness = 7" Width = 10" Length = 10" Weight = 24 lb.		
DE3	3" Deck Pro Screws Phillips Head (2,000 Ct)	
Sold by = BOX Thickness = 7" Width = 10" Length = 10" Weight = 22 lb.		
DE312	3 1/2" Deck Pro Screws Phillips Head (1,000 Ct)	
Sold by = BOX Thickness = 7" Width = 10" Length = 10" Weight = 17 lb.		

GKB152	GRK #15 X 2" Bulk Star Bits - 25 Ct #86427 (Disc when Gone 2024)	
	Sold by = PACK Weight = 0.55 lb.	
GKB202	GRK #20 X 2" Bulk Star Bits - 25 Ct #86435 (Disc when Gone 2024)	
	Sold by = PACK Weight = 0.55 lb.	
GKB252	GRK #25 X 2" Bulk Star Bits - 25 Ct #86443	
	Sold by = PACK Weight = 0.6 lb.	
GKB302	GRK #30 X 2" Bulk Star Bits - 25 Ct #86451	
	Sold by = PACK Weight = 0.7 lb.	
GKB402	GRK #40 X 2" Bulk Star Bits - 25 Ct #86459 (Disc when Gone 2024)	
	Sold by = PACK Weight = 0.75 lb.	
GKBC102	GRK #10 X 2" Carded 2-Pack Star Bits - 12 Ct #187419	
	Sold by = BOX Weight = 0.6 lb.	
GKBC103	GRK #10 X 3" Carded 2-Pack Star Bits - 12 Ct #87421	
	Sold by = BOX Weight = 0.45 lb.	
GKBC152	GRK #15 X 2" Carded 2-Pack Star Bits - 12 Ct #187427	
	Sold by = BOX Weight = 0.9 lb.	
GKBC153	GRK #15 X 3" Carded 2-Pack Star Bits - 12 Ct #87429	
	Sold by = BOX Weight = 0.75 lb.	
GKBC202	GRK #20 X 2" Carded 2-Pack Star Bits - 12 Ct #187435	
	Sold by = BOX Weight = 0.75 lb.	
GKBC252	GRK #25 X 2" Carded 2-Pack Star Bits - 12 Ct #187443	
	Sold by = BOX Weight = 0.75 lb.	
GKBC253	GRK #25 X 3" Carded 2-Pack Star Bits - 12 Ct #87445	
	Sold by = BOX Weight = 1 lb.	

GKBC302	GRK #30 X 2" Carded 2-Pack Star Bits - 12 Ct #187451	
	Sold by = BOX Weight = 0.8 lb.	
GKBC303	GRK #30 X 3" Carded 2-Pack Star Bits - 12 Ct #87453	
	Sold by = BOX Weight = 1.05 lb.	
GKBC402	GRK #40 X 2" Carded 2-Pack Star Bits - 12 Ct #187459	
	Sold by = BOX Weight = 0.95 lb.	
GKCSB8112	GRK #8X1-1/2" Cabinet Screw- Bulk- 3000 Ct (18.5) #10073 (STC)	
	Sold by = BOX Weight = 18.5 lb.	
GKCSB8114	GRK #8X1-1/4" Cabinet Screw- Bulk- 4000 Ct (19.0#) #10069	
	Sold by = BOX Weight = 19 lb.	
GKCSB8134	GRK #8X1-3/4" Cabinet Screw- Bulk- 2000 Ct (13.1#) #10075	
	Sold by = BOX Weight = 13.1 lb.	
GKCSB82	GRK #8X2" Cabinet Screw- Bulk- 2000 Ct (14.2#) #10077	
	Sold by = BOX Weight = 14.2 lb.	
GKCSB8212	GRK #8X2-1/2" Cabinet Screw- Bulk- 1500 Ct (12.3#) #10079	
	Sold by = BOX Weight = 12.3 lb.	
GKCSB8318	GRK #8X3-1/8" Cabinet Screw- Bulk- 1000 Ct (10.4#) #10083	
	Sold by = BOX Weight = 10.4 lb.	
GKCSH8112	GRK #8X1-1/2" Cabinet Screw- Handy Pack- 100 Ct #114073 (6/Case)	
	Sold by = PACK Weight = 0.68 lb.	
GKCSH8114	GRK #8X1-1/4" Cabinet Screw- Handy Pack- 100 Ct #114069 (6/Case)	
	Sold by = PACK Weight = 0.57 lb.	
GKCSH8134	GRK #8X1-3/4" Cabinet Screw- Handy Pack- 100 Ct #12075 (10/Case)	
	Sold by = PACK Weight = 0.8 lb.	

GKCSH82	GRK #8X2" Cabinet Screw- Handy Pack- 100 Ct #113077 (4/Case)	
	Sold by = PACK Weight = 0.82 lb.	
GKCSH8212	GRK #8X2-1/2" Cabinet Screw- Handy Pack- 100 Ct #113079 (4/Case)	
	Sold by = PACK Weight = 0.95 lb.	
GKCSH8234	GRK #8X2-3/4" Cabinet Screw- Handy Pack- 100 Ct #113081 (4/Case)	
	Sold by = PACK Weight = 1.03 lb.	
GKCSH8318	GRK #8X3-1/8" Cabinet Screw- Handy Pack- 50 Ct #114083 (6/Case)	
	Sold by = PACK Weight = 0.61 lb.	
GKCSWH8112	GRK #8X1-1/2" White Cabinet Screw- Handy Pack- 80 Ct #120670 (6/Case)	
	Sold by = PACK Weight = 0.55 lb.	
GKCSWH8114	GRK #8X1-1/4" White Cabinet Screw- Handy Pack- 80 Ct #120680 (6/Case) (STC)	
	Sold by = PACK Weight = 0.5 lb.	
GKCSWH8212	GRK #8X2-1/2" White Cabinet Screw- Handy Pack- 80 Ct #120660 (6/Case)	
	Sold by = PACK Weight = 0.8 lb.	
GKCXB1964312	GRK 19/64"X3-1/2" Caliburn XI- Bulk- 400 Ct- (20.0#) #55778	
	Sold by = BOX Weight = 20 lb.	
GKCXH1964234	GRK 19/64"X2-3/4" Caliburn XI- Handy Pack- 25 Ct- #57774 (10/Case)	
	Sold by = PACK Weight = 1.25 lb.	
GKCXH1964312	GRK 19/64"X3-1/2" Caliburn XI- Handy Pack- 25 Ct- #57778 (10/Case)	
	Sold by = PACK Weight = 1.5 lb.	
GKCXH19645	GRK 19/64"X5" Caliburn XI- Handy Pack- 25 Ct- #57785 (10/Case)	
	Sold by = PACK Weight = 1.62 lb.	
GKFTB82	GRK #8X2" Finishing Trim- Bulk- 4500 Ct (25.1#) #15728	
	Sold by = BOX Weight = 25.1 lb.	

GKFTB8212	GRK #8X2-1/2" Finishing Trim- Bulk- 3500 Ct (23.3#) #15730	
	Sold by = BOX Weight = 23.3 lb.	
GKFTB8318	GRK #8X3-1/8" Finishing Trim- Bulk- 2500 Ct (22.3#) #15734	
	Sold by = BOX Weight = 22.3 lb.	
GKFTH8112	GRK #8X1-1/2" Finishing Trim- Handy Pack- 100 Ct #119724 (6/Case)	
	Sold by = PACK Weight = 0.5 lb.	
GKFTH8114	GRK #8X1-1/4" Finishing Trim- Handy Pack- 100 Ct #96055 (6/Case)	
	Sold by = PACK Weight = 0.45 lb.	
GKFTH82	GRK #8X2" Finishing Trim- Handy Pack- 100 Ct #119728 (6/Case)	
	Sold by = PACK Weight = 0.65 lb.	
GKFTH8212	GRK #8X2-1/2" Finishing Trim- Handy Pack- 100 Ct #119730 (6/Case)	
	Sold by = PACK Weight = 0.8 lb.	
GKFTH8318	GRK #8X3-1/8" Finishing Trim- Handy Pack- 100 Ct #119734 (6/Case)	
	Sold by = PACK Weight = 0.95 lb.	
GKFTH94	GRK #9X4" Finishing Trim- Handy Pack- 50 Ct #117760 (4/Case)	
	Sold by = PACK Weight = 0.8 lb.	
GKFTH95	GRK #9X5" Finishing Trim- Handy Pack- 50 Ct #117766 (4/Case)	
	Sold by = PACK Weight = 1.05 lb.	
GKFTPP8112	GRK #8X1-1/2" Finishing Trim- Pro Pack- 600 Ct #116724 (3/Case)	
	Sold by = PAIL Weight = 2.9 lb.	
GKFTPP82	GRK #8X2" Finishing Trim- Pro Pack- 510 Ct #116728 (3/Case)	
	Sold by = PAIL Weight = 3.06 lb.	
GKFTPP8212	GRK #8X2-1/2" Finishing Trim- Pro Pack- 605 Ct #16730 (2/Case)	
	Sold by = PAIL Weight = 4.4 lb.	

GKFTPP8318	GRK #8X3-1/8" Finishing Trim- Pro Pack- 300 Ct #115734 (3/Case)	
	Sold by = PAIL Weight = 2.97 lb.	
GKFTWH82	GRK #8X2" White Finishing Trim- Handy Pack- 100 Ct- #96060 (4/Case)	
	Sold by = PACK Weight = 0.65 lb.	
GKFTWH8212	GRK #8X2-1/2" White Finishing Trim- Handy Pack- 100 Ct- #96065 (4/Case)	
	Sold by = PACK Weight = 0.85 lb.	
GKJTB14634	GRK 1/4"X6-3/4" Joist Truss Screw- Bulk- 300 Ct (13.5#) #91743	
	Sold by = BOX Weight = 13.5 lb.	
GKJTH145	GRK 1/4"X5" Joist Truss Screw- Handy Pack- 50 Ct #93735 (9/Case)	
	Sold by = PACK Weight = 2.05 lb.	
GKJTH14634	GRK 1/4"X6-3/4" Joist Truss Screw- Handy Pack- 50 Ct #93743 (9/Case)	
	Sold by = PACK Weight = 2.65 lb.	
GKLB10212	GRK #10X2-1/2" RSS Lag Screw- Bulk- 1000 Ct (12.8#) #10133	
	Sold by = BOX Weight = 12.8 lb.	
GKLB10318	GRK #10X3-1/8" RSS Lag Screw- Bulk- 800 Ct (12.7#) #10137	
	Sold by = BOX Weight = 12.7 lb.	
GKLB14112	GRK 1/4"X1-1/2" RSS Lag Screw- Bulk- 1000 Ct (13.2#) #10151	
	Sold by = BOX Weight = 13.2 lb.	
GKLB38714	GRK 3/8"X7-1/4" RSS Lag Screw- Bulk- 200 Ct (16.7#) #10285	
	Sold by = BOX Weight = 16.7 lb.	
GKLB388	GRK 3/8"X8" RSS Lag Screw- Bulk- 300 Ct (27.3#) #10287	
	Sold by = BOX Weight = 27.3 lb.	
GKLB516212	GRK 5/16"X2-1/2" RSS Lag Screw- Bulk- 600 Ct (16.2#) #10217	
	Sold by = BOX Weight = 16.2 lb.	




GKLB516234	GRK 5/16"X2-3/4" RSS Lag Screw- Bulk- 500 Ct (14.5#) #10219	
	Sold by = BOX Weight = 14.5 lb.	
GKLB516318	GRK 5/16"X3-1/8" RSS Lag Screw- Bulk- 500 Ct (16.7#) #10221	
	Sold by = BOX Weight = 16.7 lb.	
GKLB5164	GRK 5/16"X4" RSS Lag Screw- Bulk- 400 Ct (16.0#) #10225	
	Sold by = BOX Weight = 16 lb.	
GKLB516518	GRK 5/16"X5-1/8" RSS Lag Screw- Bulk- 300 Ct (15.0#) #10231	
	Sold by = BOX Weight = 15 lb.	
GKLB5166	GRK 5/16"X6" RSS Lag Screw- Bulk- 300 Ct (16.7#) #10235	
	Sold by = BOX Weight = 16.7 lb.	
GKLB5166	GRK #10X2-1/2" RSS Lag Screw- Handy Pack- 50 Ct #12133 (10/Case)	
	Sold by = PACK Weight = 0.8 lb.	
GKLB5166	GRK #10X3-1/8" RSS Lag Screw- Handy Pack- 50 Ct #12137 (10/Case)	
	Sold by = PACK Weight = 1 lb.	
GKLB5166	GRK 1/4"X1-1/2" RSS Lag Screw- Handy Pack- 50 Ct #12151 (20/Case)	
	Sold by = PACK Weight = 0.75 lb.	
GKLB5166	GRK 1/4"X2" RSS Lag Screw- Handy Pack- 50 Ct #12155 (10/Case)	
	Sold by = PACK Weight = 1 lb.	
GKLB5166	GRK 3/8"X10" RSS Lag Screw- Handy Pack- 50 Ct #12293 (2/Case)	
	Sold by = PACK Weight = 6.8 lb.	
GKLB5166	GRK 3/8"X12" RSS Lag Screw- Handy Pack- 50 Ct #12299 (2/Case)	
	Sold by = PACK Weight = 7.95 lb.	
GKLB5166	GRK 3/8"X14-1/8" RSS Lag Screw- Handy Pack- 50 Ct #12307 (2/Case)	
	Sold by = PACK Weight = 9.4 lb.	

GKLH3816	GRK 3/8"X16" RSS Lag Screw- Handy Pack- 50 Ct #12311 (2/Case)	
	Sold by = PACK Weight = 10.35 lb.	
GKLH38714	GRK 3/8"X7-1/4" RSS Lag Screw- Handy Pack- 50 Ct #12285 (2/Case)	
	Sold by = PACK Weight = 5.05 lb.	
GKLH388	GRK 3/8"X8" RSS Lag Screw- Handy Pack- 50 Ct #12287 (2/Case)	
	Sold by = PACK Weight = 5.6 lb.	
GKLH516212	GRK 5/16"X2-1/2" RSS Lag Screw- Handy Pack- 100 Ct #12217 (9/Case)	
	Sold by = PACK Weight = 3.25 lb.	
GKLH516312	GRK 5/16"X3-1/2" RSS Lag Screw- Handy Pack- 100 Ct #12223 (2/Case)	
	Sold by = PACK Weight = 4.35 lb.	
GKLH516318	GRK 5/16"X3-1/8" RSS Lag Screw- Handy Pack- 100 Ct #12221 (2/Case)	
	Sold by = PACK Weight = 4 lb.	
GKLH5164	GRK 5/16"X4" RSS Lag Screw- Handy Pack- 100 Ct #12225 (2/Case)	
	Sold by = PACK Weight = 4.7 lb.	
GKLH516518	GRK 5/16"X5-1/8" RSS Lag Screw- Handy Pack- 50 Ct #12231 (9/Case)	
	Sold by = PACK Weight = 2.95 lb.	
GKLH5166	GRK 5/16"X6" RSS Lag Screw- Handy Pack- 50 Ct #12235 (9/Case)	
	Sold by = PACK Weight = 3.25 lb.	
GKLHM516318	GRK 5/16"X3-1/8" RSS Lag Screw- Mini Pack- 25 Ct #14221 (10/Case)	
	Sold by = PACK Weight = 1.05 lb.	
GKLHM5164	GRK 5/16"X4" RSS Lag Screw- Mini Pack- 25 Ct #14225 (10/Case)	
	Sold by = PACK Weight = 1.2 lb.	
GKLHM516518	GRK 5/16"X5-1/8" RSS Lag Screw- Mini Pack- 20 Ct #14231 (10/Case)	
	Sold by = PACK Weight = 1.2 lb.	

GKLHM5166	GRK 5/16"X6" RSS Lag Screw- Mini Pack- 20 Ct #14235 (10/Case)	
	Sold by = PACK Weight = 1.35 lb.	
GKRB102	GRK #10X2" R4 Screw- Bulk- 3200 Ct (28.8#) #00131	
	Sold by = BOX Weight = 28.8 lb.	
GKRB10212	GRK #10X2-1/2" R4 Screw- Bulk- 2500 Ct (24.5#) #00133	
	Sold by = BOX Weight = 24.5 lb.	
GKRB10234	GRK #10X2-3/4" R4 Screw- Bulk- 2000 Ct (25.3#) #00135	
	Sold by = BOX Weight = 25.3 lb.	
GKRB10312	GRK #10X3-1/2" R4 Screw- Bulk- 1200 Ct (18.2#) #00139	
	Sold by = BOX Weight = 18.2 lb.	
GKRB10318	GRK #10X3-1/8" R4 Screw- Bulk- 1500 Ct (22.1#) #00137	
	Sold by = BOX Weight = 22.1 lb.	
GKRB104	GRK #10X4" R4 Screw- Bulk- 1000 Ct (18.2#) #00141	
	Sold by = BOX Weight = 18.2 lb.	
GKRB10434	GRK #10X4-3/4" R4 Screw- Bulk- 800 Ct (17.4#) #00143	
	Sold by = BOX Weight = 17.4 lb.	
GKRB12558	GRK #12X5-5/8" R4 Screw- Bulk- 600 Ct (22.2#) #00173	
	Sold by = BOX Weight = 22.2 lb.	
GKRB12638	GRK #12X6-3/8" R4 Screw- Bulk- 1000 Ct (41.7#) #00177	
	Sold by = BOX Weight = 41.7 lb.	
GKRB128	GRK #12X8" R4 Screw- Bulk- 500 Ct (26.3#) #00181	
	Sold by = BOX Weight = 26.3 lb.	
GKRB6114	GRK #6X1-1/4" R4 Screw- Bulk- 13000 Ct (37.8#) #00051	
	Sold by = BOX Weight = 37.8 lb.	







GKRB8112	GRK #8X1-1/2" R4 Screw- Bulk- 6500 Ct (32.7#) #00073	
	Sold by = BOX Weight = 32.7 lb.	
GKRB9112	GRK #9X1-1/2" R4 Screw- Bulk- 5200 Ct (31.1#) #00095	
	Sold by = BOX Weight = 31.1 lb.	
GKRB9114	GRK #9X1-1/4" R4 Screw- Bulk- 8000 Ct (35.9#) #00091	
	Sold by = BOX Weight = 35.9 lb.	
GKRB9134	GRK #9X1-3/4" R4 Screw- Bulk- 4500 Ct (29.8#) #00097	
	Sold by = BOX Weight = 29.8 lb.	
GKRB92	GRK #9X2" R4 Screw- Bulk- 3700 Ct (28.7#) #00099	
	Sold by = BOX Weight = 28.7 lb.	
GKRB9212	GRK #9X2-1/2" R4 Screw- Bulk- 2900 Ct (26.1#) #00101	
	Sold by = BOX Weight = 26.1 lb.	
GKRB9234	GRK #9X2-3/4" R4 Screw- Bulk- 2000 Ct (20.0#) #00103	
	Sold by = BOX Weight = 20 lb.	
GKRB9318	GRK #9X3-1/8" R4 Screw- Bulk- 1900 Ct (21.8#) #00105	
	Sold by = BOX Weight = 21.8 lb.	
GKRH10212	GRK #10X2-1/2" R4 Screw- Handy Pack- 80 Ct #103133 (4/Case)	
	Sold by = PACK Weight = 0.99 lb.	
GKRH10312	GRK #10X3-1/2" R4 Screw- Handy Pack- 50 Ct #02139 (10/Case)	
	Sold by = PACK Weight = 1 lb.	
GKRH10318	GRK #10X3-1/8" R4 Screw- Handy Pack- 70 Ct #103137 (4/Case)	
	Sold by = PACK Weight = 1.14 lb.	
GKRH104	GRK #10X4" R4 Screw- Handy Pack- 50 Ct #103141 (4/Case)	
	Sold by = PACK Weight = 1.02 lb.	







GKRH10434	GRK #10X4-3/4" R4 Screw- Handy Pack- 50 Ct #02143 (10/Case)	
	Sold by = PACK Weight = 1.25 lb.	
GKRH12558	GRK #12X5-5/8" R4 Screw- Handy Pack- 50 Ct #96089 (4/Case)	
	Sold by = PACK Weight = 2 lb.	
GKRH12638	GRK #12X6-3/8" R4 Screw- Handy Pack- 50 Ct #02177 (9/Case)	
	Sold by = PACK Weight = 2.55 lb.	
GKRH128	GRK #12X8" R4 Screw- Handy Pack- 50 Ct #02181 (9/Case)	
	Sold by = PACK Weight = 2.85 lb.	
GKRH8114	GRK #8X1-1/4" R4 Screw- Handy Pack- 110 Ct #96080 (4/Case)	
	Sold by = PACK Weight = 0.55 lb.	
GKRH9112	GRK #9X1-1/2" R4 Screw- Handy Pack- 100 Ct #02095 (20/Case)	
	Sold by = PACK Weight = 0.75 lb.	
GKRH92	GRK #9X2" R4 Screw- Handy Pack- 110 Ct #103099 (4/Case)	
	Sold by = PACK Weight = 0.96 lb.	
GKRH9212	GRK #9X2-1/2" R4 Screw- Handy Pack- 100 Ct #103101 (4/Case)	
	Sold by = PACK Weight = 1 lb.	
GKRH9234	GRK #9X2-3/4" R4 Screw- Handy Pack- 100 Ct #02103 (10/Case)	
	Sold by = PACK Weight = 1.2 lb.	
GKRH9318	GRK #9X3-1/8" R4 Screw- Handy Pack- 80 Ct #103105 (4/Case)	
	Sold by = PACK Weight = 1.03 lb.	
GKRPP10212	GRK #10X2-1/2" R4 Screw- Pro Pack- 470 Ct #01133 (2/Case)	
	Sold by = PAIL Weight = 5.6 lb.	
GKRPP10312	GRK #10X3-1/2" R4 Screw- Pro Pack- 300 Ct #01139 (2/Case)	
	Sold by = PAIL Weight = 5 lb.	

GKRPP10318	GRK #10X3-1/8" R4 Screw- Pro Pack- 350 Ct #01137 (2/Case)	
	Sold by = PAIL Weight = 5.5 lb.	
GKRPP104	GRK #10X4" R4 Screw- Pro Pack- 270 Ct #01141 (2/Case)	
	Sold by = PAIL Weight = 5.25 lb.	
GKRPP10434	GRK #10X4-3/4" R4 Screw- Pro Pack- 230 Ct #01143 (2/Case)	
	Sold by = PAIL Weight = 5.3 lb.	
GKRPP8112	GRK #8X1-1/2" R4 Screw- Pro Pack- 1000 Ct #01073 (2/Case) (STC)	
	Sold by = PAIL Weight = 5.45 lb.	
GKRPP8114	GRK #8X1-1/4" R4 Screw- Pro Pack- 1300 Ct #01069 (2/Case) (STC)	
	Sold by = PAIL Weight = 5.9 lb.	
GKRPP8134	GRK #8X1-3/4" R4 Screw- Pro Pack- 925 Ct #01075 (2/Case) (STC)	
	Sold by = PAIL Weight = 5.5 lb.	
GKRPP82	GRK #8X2" R4 Screw- Pro Pack- 850 Ct #01077 (2/Case) (STC)	
	Sold by = PAIL Weight = 5.65 lb.	
GKRPP8212	GRK #8X2-1/2" R4 Screw- Pro Pack- 650 Ct #01079 (2/Case) (STC)	
	Sold by = PAIL Weight = 5.2 lb.	
GKRPP9112	GRK #9X1-1/2" R4 Screw- Pro Pack- 820 Ct #01095 (2/Case)	
	Sold by = PAIL Weight = 5.35 lb.	
GKRPP92	GRK #9X2" R4 Screw- Pro Pack- 690 Ct #01099 (2/Case)	
	Sold by = PAIL Weight = 5.65 lb.	
GKRPP9212	GRK #9X2-1/2" R4 Screw- Pro Pack- 575 Ct #01101 (2/Case)	
	Sold by = PAIL Weight = 5.65 lb.	
GKRPP9234	GRK #9X2-3/4" R4 Screw- Pro Pack- 480 Ct #01103 (2/Case)	
	Sold by = PAIL Weight = 5.3 lb.	

GKRPP9318	GRK #9X3-1/8" R4 Screw- Pro Pack- 425 Ct #01105 (2/Case)	
	Sold by = PAIL Weight = 5.3 lb.	
GKRTH82	GRK #8X2" Rt Comp Trim- Handy Pack- 100 Ct #119077 (6/Case)	
	Sold by = PACK Weight = 0.67 lb.	
GKRTH8212	GRK #8X2-1/2" Rt Comp Trim- Handy Pack- 100 Ct #119079 (6/Case)	
	Sold by = PACK Weight = 0.8 lb.	
GKRTH8318	GRK #8X3-1/8" Rt Comp Trim- Handy Pack- 100 Ct #119083 (6/Case)	
	Sold by = PACK Weight = 1.02 lb.	
GKRTPP82	GRK #8X2" Rt Comp Trim- Pro Pack- 725 Ct #16077 (2/Case) (STC)	
	Sold by = PAIL Weight = 4.55 lb.	
GKRTPP8212	GRK #8X2-1/2" Rt Comp Trim- Pro Pack- 605 Ct #16079 (2/Case) (STC)	
	Sold by = PAIL Weight = 4.65 lb.	
GKRTPP8318	GRK #8X3-1/8" Rt Comp Trim- Pro Pack- 514 Ct #16083 (2/Case) (STC)	
	Sold by = PAIL Weight = 5 lb.	
GKRTH82	GRK #8X2" White Rt Comp Trim- Handy Pack- 100 Ct #17628 (20/Case)	
	Sold by = PACK Weight = 0.7 lb.	
GKRTH8212	GRK #8X2-1/2" White Rt Comp Trim- Handy Pack- 100 Ct #96075 (4/Case)	
	Sold by = PACK Weight = 0.85 lb.	
GKRTH8234	GRK #8X2-3/4" White Rt Comp Trim- Handy Pack- 100 Ct #17632 (20/Case)	
	Sold by = PACK Weight = 0.9 lb.	
GKRTH8318	GRK #8X3-1/8" White Rt Comp Trim- Handy Pack- 100 Ct #17634 (10/Case)	
	Sold by = PACK Weight = 1.1 lb.	
GKRTPP8212	GRK #8X2-1/2" White Rt Comp Trim- Pro Pack- 505 Ct #16630 (2/Case) (STC)	
	Sold by = PAIL Weight = 4 lb.	











GKRXL10318	GRK #10X3-1/8" R4 Screw- XI Bucket- 630 Ct #95200 (2/Case)	
	Sold by = PAIL Weight = 10.35 lb.	
GKRXL104	GRK #10X4" R4 Screw- XI Bucket- 450 Ct #121410 (2/Case)	
	Sold by = PAIL Weight = 9.4 lb.	
GKRXL92	GRK #9X2" R4 Screw- XI Bucket- 990 Ct #120990 (2/Case)	
	Sold by = PAIL Weight = 10 lb.	
GKRXL9212	GRK #9X2-1/2" R4 Screw- XI Bucket- 900 Ct #121010 (2/Case)	
	Sold by = PAIL Weight = 8.1 lb.	
GKRXL9318	GRK #9X3-1/8" R4 Screw- XI Bucket- 720 Ct #121050 (2/Case)	
	Sold by = PAIL Weight = 9.65 lb.	
GKSSFTH8112	GRK #8X1-1/2" 305 Stainless Steel Fin Trim- Handy Pack- 100 Ct #37724 (20/Case)	
	Sold by = PACK Weight = 0.55 lb.	
GKSSFTH82	GRK #8X2" 305 Stainless Steel Fin Trim- Handy Pack- 100 Ct #67728 (6/Case) (STC)	
	Sold by = PACK Weight = 0.65 lb.	
GKSSFTH8212	GRK #8X2-1/2" 305 Stainless Steel Fin Trim- Handy Pack- 100 Ct #67730 (6/Case)	
	Sold by = PACK Weight = 0.75 lb.	
GKSSFTH8318	GRK #8X3-1/8" 305 Stainless Steel Fin Trim- Handy Pack- 100 Ct #37734 (10/Case)	
	Sold by = PACK Weight = 1.05 lb.	
GKSSFTPP8212	GRK #8X2-1/2" 305 Stainless Steel Fin Trim- Pro Pack- 420 Ct #61730 (3/Case) (STC)	
	Sold by = PAIL Weight = 3.2 lb.	
GKSSFTPP8318	GRK #8X3-1/8" 305 Stainless Steel Fin Trim- Pro Pack- 385 Ct #36734 (2/Case) (STC)	
	Sold by = PAIL Weight = 3.6 lb.	
GKSSLH5164	GRK 5/16"X4" 305 Stainless Steel Rss Lag Screw- Handy Pack- 45 Ct #62225 (4/Case)	
	Sold by = PACK Weight = 1.95 lb.	













<p>GKSSLH516518</p>	<p>GRK 5/16"X5-1/8" 305 Stainless Steel Rss Lag Screw- Handy Pack- 40 Ct #132231</p>	
<p>Sold by = PACK Weight = 2.15 lb.</p>		
<p>GKSSRH10212</p>	<p>GRK #10X2-1/2" 305 Stainless Steel R4 Screw- Handy Pack- 80 Ct #61733 (4/Case)</p>	
<p>Sold by = PACK Weight = 1.1 lb.</p>		
<p>GKSSRH10318</p>	<p>GRK #10X3-1/8" 305 Stainless Steel R4 Screw- Handy Pack- 70 Ct #61737 (4/Case)</p>	
<p>Sold by = PACK Weight = 1.2 lb.</p>		
<p>GKSSRPP10212</p>	<p>GRK #10X2-1/2" 305 Stainless Steel R4 Screw- Pro Pack- 240 Ct #61633 (3/Case)</p>	
<p>Sold by = PAIL Weight = 3.3 lb.</p>		
<p>GKSSRPP10318</p>	<p>GRK #10X3-1/8" 305 Stainless Steel R4 Screw- Pro Pack- 210 Ct #61637 (3/Case)</p>	
<p>Sold by = PAIL Weight = 3.5 lb.</p>		
<p>GKZTWH112</p>	<p>GRK #9X1-1/2" White MSS Metal Siding Screw- 250 Ct #40090 (12/Case)</p>	
<p>Sold by = BAG Weight = 2.5 lb.</p>		

ITDB316412	ITW 3/16"X4-1/2" Tapcon Drill Bit- 1/Pk-#11248 (10/Case)	
	Sold by = PACK Weight = 0.06 lb.	
ITDB532412	ITW 5/32"X4-1/2" Tapcon Drill Bit- 1/Pk-#11247 (10/Case)	
	Sold by = PACK Weight = 0.03 lb.	
ITDBSDS147	ITW 1/4"X7" Sds Drill Bit- 1/Pk- #11493 (10/Case)	
	Sold by = PACK Weight = 0.13 lb.	
ITDBSDS3167	ITW 3/16"X7" Sds Drill Bit- 1/Pk- #11491 (10/Case)	
	Sold by = PACK Weight = 0.13 lb.	
ITDBSDS5327	ITW 5/32"X7" Sds Drill Bit- 1/Pk- #11492 (10/Case)	
	Sold by = PACK Weight = 0.13 lb.	
ITPTK101716	ITW #10X1-7/16" Plymetal Teks- 100/Pk- #21380 (6/Case)	
	Sold by = PACK Weight = 1 lb.	
ITPTK12234	ITW #12X2-3/4" Plymetal Teks- 40/Pk- #21384 (6/Case)	
	Sold by = PACK Weight = 1 lb.	
ITRO114185	ITW #9X1-1/4" Rock On- 185/Pk- #23301 (16/Case)	
	Sold by = PACK Weight = 2 lb.	
ITRO114750	ITW #9X1-1/4" Rock On- 750/Pk- #23306 (6/Case)	
	Sold by = PACK Weight = 5 lb.	
ITRO158140	ITW #9X1-5/8" Rock On- 140/Pk- #23311 (16/Case)	
	Sold by = PACK Weight = 2 lb.	
ITRO158575	ITW #9X1-5/8" Rock On- 575/Pk- #23316 (6/Case)	
	Sold by = PACK Weight = 5 lb.	
ITRPS171620	ITW #12X1-7/16" Poly Set Red Head- 20/Pk- #35225 (6/Case)(Disc when Gone 2024)	
	Sold by = PACK Weight = 0.5 lb.	

ITRWA1233425	ITW 1/2"X3-3/4" Red Head Wedge Anchor- 25/Pk- #12371 (3/Case)	
	Sold by = PACK Weight = 6 lb.	
ITRWA1241425	ITW 1/2"X4-1/4" Red Head Wedge Anchor- 25/Pk- #12372 (3/Case)	
	Sold by = PACK Weight = 6.5 lb.	
ITRWA1251210H	ITW 1/2"X5-1/2" HDG Red Head Wedge Anchor- 10/Pk- #12021 (4/Case)	
	Sold by = PACK Weight = 5 lb.	
ITRWA1251225	ITW 1/2"X5-1/2" Red Head Wedge Anchor- 25/Pk- #12373 (3/Case)	
	Sold by = PACK Weight = 10 lb.	
ITRWA12710H	ITW 1/2"X7" HDG Red Head Wedge Anchor- 10/Pk- #12029 (3/Case)	
	Sold by = PACK Weight = 2 lb.	
ITRWA1421425	ITW 1/4"X2-1/4" Red Head Wedge Anchor- 25/Pk- #12377 (6/Case)	
	Sold by = PACK Weight = 1 lb.	
ITRWA3821415	ITW 3/8"X2-1/4" Red Head Wedge Anchor- 15/Pk- #12015 (6/Case)	
	Sold by = PACK Weight = 1.4 lb.	
ITRWA3833415	ITW 3/8"X3-3/4" Red Head Wedge Anchor- 15/Pk- #12016 (6/Case)	
	Sold by = PACK Weight = 2 lb.	
ITRWA38350	ITW 3/8"X3" Red Head Wedge Anchor- 50/Pk- #03014 (3/Case)	
	Sold by = PACK Weight = 5 lb.	
ITRWA58510	ITW 5/8"X5" Red Head Wedge Anchor- 10/Pk- #12310 (3/Case)	
	Sold by = PACK Weight = 2 lb.	
ITSS40	ITW Ez Stud Solver 40- 4/Pk- #25125 (8/Case)	
	Sold by = PACK Weight = 0.1 lb.	
ITSS50	ITW Ez Stud Solver 50- 50/Pk- #25316 (6/Case)	
	Sold by = PACK Weight = 0.1 lb.	






ITTC1262	ITW 1/2"X6" Tapcon + Hex Head- 2/Pk- #50426 (8/Case)	
	Sold by = PACK Weight = 0.82 lb.	
ITTC38310	ITW 3/8"X3" Tapcon + Hex Head- 10/Pk- #11413 (6/Case)	
	Sold by = PACK Weight = 1.36 lb.	
ITTC516215	ITW 5/16"X2-1/4" Tapcon + Hex Hed- 15/Pk- #24292 (6/Case)	
	Sold by = PACK Weight = 0.6 lb.	
ITTCH1423425	ITW 1/4"X2-3/4" Tapcon Hex Head- 25/Pk- #24230 (6/Case)	
	Sold by = PACK Weight = 0.63 lb.	
ITTCH1423475	ITW 1/4"X2-3/4" Tapcon Hex Head- 75/Pk- #24330 (4/Case)	
	Sold by = PACK Weight = 1.82 lb.	
ITTCH1431475	ITW 1/4"X3-1/4" Tapcon Hex Head- 75/Pk- #24301 (4/Case)	
	Sold by = PACK Weight = 2.25 lb.	
ITTCH31611425	ITW 3/16"X1-1/4" Tapcon Hex Head- 25/Pk- #24200 (6/Case)	
	Sold by = PACK Weight = 0.31 lb.	
ITTCH31611475	ITW 3/16"X1-1/4" Tapcon Hex Head- 75/Pk- #24300 (6/Case)	
	Sold by = PACK Weight = 0.71 lb.	
ITTCH31613425	ITW 3/16"X1-3/4" Tapcon Hex Head- 25/Pk- #24205 (6/Case)	
	Sold by = PACK Weight = 0.35 lb.	
ITTCH31613475	ITW 3/16"X1-3/4" Tapcon Hex Head- 75/Pk- #24305 (6/Case)	
	Sold by = PACK Weight = 0.9 lb.	
ITTCH31623425	ITW 3/16"X2-3/4" Tapcon Hex Head- 25/Pk- #24210 (6/Case)	
	Sold by = PACK Weight = 0.33 lb.	
ITTCT1413425	ITW 1/4"X1-3/4" Tapcon Torx Head- 25/Pk- #28275 (6/Case)	
	Sold by = PACK Weight = 0.5 lb.	



ITTCT1421425	ITW 1/4"X2-1/4" Tapcon Torx Head- 25/Pk- #28280 (6/Case)	
	Sold by = PACK Weight = 0.49 lb.	
ITTCT1423425	ITW 1/4"X2-3/4" Tapcon Torx Head- 25/Pk- #28285 (6/Case)	
	Sold by = PACK Weight = 0.69 lb.	
ITTCT316114225	ITW 3/16"X1-1/4" Tapcon Torx Head- 225/Pk- #28550 (3/Case)	
	Sold by = PACK Weight = 1.85 lb.	
ITTCT316214225	ITW 3/16"X2-1/4" Tapcon Torx Head- 225/Pk- #28560 (3/Case)	
	Sold by = PACK Weight = 2.83 lb.	
ITTCT316234225	ITW 3/16"X2-3/4" Tapcon Torx Head- 225/Pk- #28565 (3/Case)	
	Sold by = PACK Weight = 3.29 lb.	
ITTK1034	ITW #10X3/4" Teks Hwh Drill Point- 150/Pk- #21320 (6/Case)	
	Sold by = PACK Weight = 1.3 lb.	
ITTK121	ITW #12X1" Teks Hwh Drill Point- 100/Pk- #21340 (4/Case)	
	Sold by = PACK Weight = 1.1 lb.	
ITTK12112	ITW #12X1-1/2" Teks Hwh Drill Point- 80/Pk- #21344 (4/Case)	
	Sold by = PACK Weight = 1.2 lb.	
ITTK14112	ITW #14X1-1/2" Teks Hwh Drill Point- 50/Pk- #21352 (4/Case)	
	Sold by = PACK Weight = 1.1 lb.	
ITTK14212	ITW #14X2-1/2" Teks Hwh Drill Point- 30/Pk- #21356 (4/Case)	
	Sold by = PACK Weight = 1 lb.	

NACLS227A	CLS227-A 8D Maze R/S Galv Coil Splitless Wood Siding Nail 3.2M	
Sold by = BOX Thickness = 11" Width = 11" Length = 11" Weight = 17 lb.		
NACLS227AM167	CLS227A M167 "Cedar" 8D R/S Galv Maze Coil Splitless Siding Nail 3.2M	
Sold by = BOX Thickness = 11" Width = 11" Length = 11" Weight = 17 lb.		
NAH525A	H-525-A Maze 3 1/2" Pole Barn Tempered Oil Quenched Nail 50#	
Sold by = BOX Thickness = 8" Width = 11" Length = 11" Weight = 50 lb.		
NAH526A	H-526-A Maze 4" Pole Barn Tempered Oil Quenched Nail 50#	
Sold by = BOX Thickness = 8" Width = 11" Length = 11" Weight = 50 lb.		
NAH527A	H-527-A Maze 4 1/2" Pole Barn Tempered Oil Quenched Nail 50#	
Sold by = BOX Thickness = 8" Width = 11" Length = 11" Weight = 50 lb.		
NAH534A	H-534-A Maze 8" Pole Barn Tempered Oil Quenched Nail 50#	
Sold by = BOX Thickness = 8" Width = 11" Length = 11" Weight = 50 lb.		
NAH678A	H-678-A Maze 5" Pole Barn Tempered Oil Quenched Nail 50#	
Sold by = BOX Thickness = 8" Width = 11" Length = 11" Weight = 50 lb.		
NAH680A	H-680-A Maze 6" Pole Barn Tempered Oil Quenched Nail 50#	
Sold by = BOX Thickness = 8" Width = 11" Length = 11" Weight = 50 lb.		
NAS225AM167	50# S225-A M-167 "Cedar" 6D Maze R/S Galv Splitless Siding Nail	
Sold by = BOX Thickness = 8" Width = 11" Length = 11" Weight = 50 lb.		
NAS227A	50# S227-A 8D Maze R/S Galv Splitless Siding Nail	
Sold by = BOX Thickness = 8" Width = 11" Length = 11" Weight = 50 lb.		
NAS227A1	1# S227-A 8D Maze R/S Galv Splitless Siding Nail	
Sold by = PACK Thickness = 2" Width = 5" Length = 4" Weight = 1 lb.		
NAS227A5	5# S227-A 8D Maze R/S Galv Splitless Siding Nail	
Sold by = PACK Thickness = 4" Width = 5" Length = 6" Weight = 5 lb.		




<p>NAS227AM167</p>	<p>50# S227-A M-167 "Cedar" 8D Maze R/S Galv Splitless Siding Nail Sold by = BOX Thickness = 8" Width = 11" Length = 11" Weight = 50 lb.</p>	
<p>NAS227AM1671</p>	<p>1# S227-A M-167 "Cedar" 8D Maze R/S Galv Splitless Siding Nail Sold by = PACK Thickness = 2" Width = 5" Length = 4" Weight = 1 lb.</p>	
<p>NAS227AM1675</p>	<p>5# S227-A M-167 "Cedar" 8D Maze R/S Galv Splitless Siding Nail Sold by = PACK Thickness = 4" Width = 5" Length = 6" Weight = 5 lb.</p>	
<p>NAS2291A</p>	<p>50# S2291-A 16D Maze R/S Galv Splitless Siding Nail Sold by = BOX Thickness = 8" Width = 11" Length = 11" Weight = 50 lb.</p>	
<p>NAS2291AM167</p>	<p>50# S2291-A M167 "Cedar" 16D Maze R/S Galv Splitless Siding Nail Sold by = BOX Thickness = 8" Width = 11" Length = 11" Weight = 50 lb.</p>	
<p>NAS2291AM1675</p>	<p>5# S2291-A M167 "Cedar" 16D Maze R/S Galv Splitless Siding Nail Sold by = PACK Thickness = 4" Width = 5" Length = 6" Weight = 5 lb.</p>	
<p>NAS229A</p>	<p>50# S229-A 10D Maze R/S Galv Splitless Siding Nail Sold by = BOX Thickness = 8" Width = 11" Length = 11" Weight = 50 lb.</p>	
<p>NAS229AM167</p>	<p>50# S229-A M-167 "Cedar" 10D Maze R/S Galv Splitless Siding Nail Sold by = BOX Thickness = 8" Width = 11" Length = 11" Weight = 50 lb.</p>	
<p>NAS229AM1671</p>	<p>1# S229-A M167 "Cedar" 10D Maze R/S Galv Splitless Siding Nail Sold by = PACK Thickness = 2" Width = 5" Length = 4" Weight = 1 lb.</p>	
<p>NAS229AM1675</p>	<p>5# S229-A M-167 "Cedar" 10D Maze R/S Galv Splitless Siding Nail Sold by = PACK Thickness = 4" Width = 5" Length = 6" Weight = 5 lb.</p>	
<p>NAS257S</p>	<p>S-257-S 8D Maze Spiral Galv Small Head Siding Nail 50# Sold by = BOX Thickness = 8" Width = 11" Length = 11" Weight = 50 lb.</p>	
<p>NAS2591S</p>	<p>S-2591-S 16D Maze Spiral Galv Small Head Siding Nail 50# Sold by = BOX Thickness = 8" Width = 11" Length = 11" Weight = 50 lb.</p>	









<p>NAS259S</p>	<p>S-259-S 10D Maze Spiral Galv Small Head Siding Nail 50# Sold by = BOX Thickness = 8" Width = 11" Length = 11" Weight = 50 lb.</p>	
<p>NASS10WS</p>	<p>SS-10-WS 10D Maze Slim Jim R/S Stainless Steel Siding Nail 25# Sold by = BOX Thickness = 8" Width = 11" Length = 11" Weight = 25 lb.</p>	
<p>NASS16WS</p>	<p>SS-16-WS 16D Maze Slim Jim R/S Stainless Steel Siding Nail 25# Sold by = BOX Thickness = 8" Width = 11" Length = 11" Weight = 25 lb.</p>	
<p>NASS8WS</p>	<p>SS-8-WS 8D Maze Slim Jim R/S Stainless Steel Siding Nail 25# Sold by = BOX Thickness = 8" Width = 11" Length = 11" Weight = 25 lb.</p>	
<p>NAT447A</p>	<p>T447-A 8D Maze R/S Galv P.T.L. Treated Lumber Nail 50# Sold by = BOX Thickness = 8" Width = 11" Length = 11" Weight = 50 lb.</p>	
<p>NAT4491A</p>	<p>T4491-A 16D Maze R/S Galv P.T.L. Treated Lumber Nail 50# Sold by = BOX Thickness = 8" Width = 11" Length = 11" Weight = 50 lb.</p>	
<p>NAT449A</p>	<p>T449-A 10D Maze R/S Galv P.T.L. Treated Lumber Nail 50# Sold by = BOX Thickness = 8" Width = 11" Length = 11" Weight = 50 lb.</p>	
<p>NATH4492A</p>	<p>TH4492-A 4" Maze R/S Galv Pole Barn Nail 50# Sold by = BOX Thickness = 8" Width = 11" Length = 11" Weight = 50 lb.</p>	
<p>NATH4495A</p>	<p>TH4495-A 5" Maze R/S Galv Pole Barn Nail 50# Sold by = BOX Thickness = 8" Width = 11" Length = 11" Weight = 50 lb.</p>	
<p>NATH4497A</p>	<p>TH4497-A 6" Maze R/S Galv Pole Barn Nail 50# Sold by = BOX Thickness = 8" Width = 11" Length = 11" Weight = 50 lb.</p>	
<p>NAXR163A</p>	<p>XR-163-A 1 1/2" Maze R/S Hd Galv Joist Hanger Nail 50# Sold by = BOX Thickness = 8" Width = 11" Length = 11" Weight = 50 lb.</p>	
<p>NAXSST4491A</p>	<p>XSST4491A 16D Stainless Steel R/S Maze Post & Framing Nail 25# Sold by = BOX Thickness = 8" Width = 11" Length = 11" Weight = 25 lb.</p>	


NANB10	10# Nail Bags 400Ct/Bdl.	Sold by = BDL Thickness = 7" Width = 13" Length = 13" Weight = 7 lb.	
NANB8	8# Nail Bags 400Ct/Bdl	Sold by = BDL Thickness = 6" Width = 12" Length = 13" Weight = 4 lb.	
NANB16	16# Nail Bags 400Ct/Bdl	Sold by = BDL Thickness = 8" Width = 16" Length = 14" Weight = 8 lb.	
NANB3	3# Nail Bags 400Ct/Bdl	Sold by = BDL Thickness = 5" Width = 10" Length = 13" Weight = 4 lb.	
NANB5	5# Nail Bags 400Ct/Bdl	Sold by = BDL Thickness = 5" Width = 11" Length = 13" Weight = 4 lb.	

<p>NA1BF4</p> <p>1# 4D Bright Finish Nails FN4-1</p> <p>Sold by = PACK Thickness = 2" Width = 5" Length = 4" Weight = 1 lb.</p>	
<p>NA1BF6</p> <p>1# 6D Bright Finish Nails FN6-1</p> <p>Sold by = PACK Thickness = 2" Width = 5" Length = 4" Weight = 1 lb.</p>	
<p>NA1BF8</p> <p>1# 8D Bright Finish Nails FN8-1</p> <p>Sold by = PACK Thickness = 2" Width = 5" Length = 4" Weight = 1 lb.</p>	
<p>NA1GB16</p> <p>1# 16D Hot Dip Galv Box Nails BXHD16-1</p> <p>Sold by = PACK Thickness = 2" Width = 5" Length = 4" Weight = 1 lb.</p>	
<p>NA1GB3</p> <p>1# 3D Hot Dip Galv Box Nails BXHD3-1</p> <p>Sold by = PACK Thickness = 2" Width = 5" Length = 4" Weight = 1 lb.</p>	
<p>NA1GB4</p> <p>1# 4D Hot Dip Galv Box Nails BXHD4-1</p> <p>Sold by = PACK Thickness = 2" Width = 5" Length = 4" Weight = 1 lb.</p>	
<p>NA1GB6</p> <p>1# 6D Hot Dip Galv Box Nails BXHD6-1</p> <p>Sold by = PACK Thickness = 2" Width = 5" Length = 4" Weight = 1 lb.</p>	
<p>NA1GB8</p> <p>1# 8D Hot Dip Galv Box Nails BXHD8-1</p> <p>Sold by = PACK Thickness = 2" Width = 5" Length = 4" Weight = 1 lb.</p>	
<p>NA1GC16</p> <p>1# 16D Hot Dip Galv Casing Nails CSHD16-1</p> <p>Sold by = PACK Thickness = 2" Width = 5" Length = 4" Weight = 1 lb.</p>	
<p>NA1PT1</p> <p>1# 1\" Plastic Cap Nails PC1-1</p> <p>Sold by = PACK Thickness = 2" Width = 5" Length = 4" Weight = 1 lb.</p>	
<p>NA1PT112</p> <p>1# 1 1/2\" Plastic Cap Nails PC112-1</p> <p>Sold by = PACK Thickness = 2" Width = 5" Length = 4" Weight = 1 lb.</p>	
<p>NA1PT2</p> <p>1# 2\" Plastic Cap Nails PC2-1</p> <p>Sold by = PACK Thickness = 2" Width = 5" Length = 4" Weight = 1 lb.</p>	


NA1PT3	1# 3" Plastic Cap Nails PC3-1	Sold by = PACK Thickness = 2" Width = 5" Length = 4" Weight = 1 lb.	
NA1R112	1# 1 1/2" Eg Roofing Nails BR112-1	Sold by = PACK Thickness = 2" Width = 5" Length = 4" Weight = 1 lb.	
NA1R114	1# 1 1/4" Eg Roofing Nails BR114-1	Sold by = PACK Thickness = 2" Width = 5" Length = 4" Weight = 1 lb.	
NA1R134	1# 1 3/4" Eg Roofing Nails BR134-1	Sold by = PACK Thickness = 2" Width = 5" Length = 4" Weight = 1 lb.	
NA1R2	1# 2" Eg Roofing Nails BR2-1	Sold by = PACK Thickness = 2" Width = 5" Length = 4" Weight = 1 lb.	
NA1R212	1# 2 1/2" Eg Roofing Nails BR212-1	Sold by = PACK Thickness = 2" Width = 5" Length = 4" Weight = 1 lb.	
NA1S16	1# 16D Vc Sinkers Nails CSV16-1	Sold by = PACK Thickness = 2" Width = 5" Length = 4" Weight = 1 lb.	
NA1S8	1# 8D Vc Sinker Nails CSV8-1	Sold by = PACK Thickness = 2" Width = 5" Length = 4" Weight = 1 lb.	
NA1TRG112	1# 1 1/2" Hd Galv Joist Hanger (Truss) Nails JHHD112-1	Sold by = PACK Thickness = 2" Width = 5" Length = 4" Weight = 1 lb.	
NA1TRG114	1# 1 1/4" Hd Galv Joist Hanger (Truss) Nails JHHD114-1	Sold by = PACK Thickness = 2" Width = 5" Length = 4" Weight = 1 lb.	
NA30D16	30# Pail16D Duplex Nails DP16-30	Sold by = PAIL Thickness = 8" Width = 11" Length = 11" Weight = 30 lb.	
NA30P4	30# Pail 4" (20D) Pole Barn Ring Shank Nails PBHTR20-30	Sold by = PAIL Thickness = 8" Width = 11" Length = 11" Weight = 30 lb.	

<p>NA30P6</p>	<p>30# Pail 6" (60D) Pole Barn Ring Shank Nails PBHTR60-30 Sold by = PAIL Thickness = 8" Width = 11" Length = 11" Weight = 30 lb.</p>	
<p>NA30R112</p>	<p>30# Pail 1 1/2" Eg Roofing Nails BR112-30 Sold by = PAIL Thickness = 8" Width = 11" Length = 11" Weight = 30 lb.</p>	
<p>NA30R114</p>	<p>30# Pail 1 1/4" Eg Roofing Nails BR114-30 Sold by = PAIL Thickness = 8" Width = 11" Length = 11" Weight = 30 lb.</p>	
<p>NA30R134</p>	<p>30# Pail 1 3/4" Eg Roofing Nails BR134-30 Sold by = PAIL Thickness = 8" Width = 11" Length = 11" Weight = 30 lb.</p>	
<p>NA30R2</p>	<p>30# Pail 2" Eg Roofing Nails BR2-30 Sold by = PAIL Thickness = 8" Width = 11" Length = 11" Weight = 30 lb.</p>	
<p>NA30R212</p>	<p>30# Pail 2 1/2" Eg Roofing Nails BR212-30 Sold by = PAIL Thickness = 8" Width = 11" Length = 11" Weight = 30 lb.</p>	
<p>NA30R3</p>	<p>30# Pail 3" Eg Roofing Nails BR3-30 Sold by = PAIL Thickness = 8" Width = 11" Length = 11" Weight = 30 lb.</p>	
<p>NA30S16P</p>	<p>30# Pail 16D Sinker Nails CSV16-30 Sold by = PAIL Thickness = 8" Width = 11" Length = 11" Weight = 30 lb.</p>	
<p>NA30S8P</p>	<p>30# Pail 8D Sinker Nails CSV8-30 Sold by = PAIL Thickness = 8" Width = 11" Length = 11" Weight = 30 lb.</p>	
<p>NA50C16</p>	<p>16D Bright Common Nails 50# CM16-50 Sold by = BOX Thickness = 8" Width = 11" Length = 11" Weight = 50 lb.</p>	
<p>NA50C40</p>	<p>40D Bright Common Nails 50# CM40-50 Sold by = BOX Thickness = 8" Width = 11" Length = 11" Weight = 50 lb.</p>	
<p>NA50C60</p>	<p>60D Bright Common Nails 50# CM60-50 Sold by = BOX Thickness = 8" Width = 11" Length = 11" Weight = 50 lb.</p>	

<p>NA50D10</p>	<p>10D Duplex Nails 50# DP10-50 Sold by = BOX Thickness = 8" Width = 11" Length = 11" Weight = 50 lb.</p>	
<p>NA50D16</p>	<p>16D Duplex Nails 50# DP16-50 Sold by = BOX Thickness = 8" Width = 11" Length = 11" Weight = 50 lb.</p>	
<p>NA50D6</p>	<p>6D Duplex Nails 50# DP6-50 Sold by = BOX Thickness = 8" Width = 11" Length = 11" Weight = 50 lb.</p>	
<p>NA50D8</p>	<p>8D Duplex Nails 50# DP8-50 Sold by = BOX Thickness = 8" Width = 11" Length = 11" Weight = 50 lb.</p>	
<p>NA50GB10</p>	<p>10D Hot Dip Galv Box Nails 50# BXHD10-50 Sold by = BOX Thickness = 8" Width = 11" Length = 11" Weight = 50 lb.</p>	
<p>NA50GB16</p>	<p>16D Hot Dip Galv Box Nails 50# BXHD16-50 Sold by = BOX Thickness = 8" Width = 11" Length = 11" Weight = 50 lb.</p>	
<p>NA50GB20</p>	<p>20D Hot Dip Galv Box Nails 50# BXHD20-50 Sold by = BOX Thickness = 8" Width = 11" Length = 11" Weight = 50 lb.</p>	
<p>NA50GB3</p>	<p>3D Hot Dip Galv Box Nails 50# BXHD3-50 Sold by = BOX Thickness = 8" Width = 11" Length = 11" Weight = 50 lb.</p>	
<p>NA50GB4</p>	<p>4D Hot Dip Galv Box Nails 50# BXHD4-50 Sold by = BOX Thickness = 8" Width = 11" Length = 11" Weight = 50 lb.</p>	
<p>NA50GB5</p>	<p>5D Hot Dip Galv Box Nails 50# BXHD5-50 Sold by = BOX Thickness = 8" Width = 11" Length = 11" Weight = 50 lb.</p>	
<p>NA50GB6</p>	<p>6D Hot Dip Galv Box Nails 50# BXHD6-50 Sold by = BOX Thickness = 8" Width = 11" Length = 11" Weight = 50 lb.</p>	
<p>NA50GB7</p>	<p>7D Hot Dip Galv Box Nails 50# BXHD7-50 Sold by = BOX Thickness = 8" Width = 11" Length = 11" Weight = 50 lb.</p>	







<p>NA50GB8</p>	<p>8D Hot Dip Galv Box Nails 50# BXHD8-50 Sold by = BOX Thickness = 8" Width = 11" Length = 11" Weight = 50 lb.</p>	
<p>NA50P4</p>	<p>4" Pole Barn Ring Shank Nails 50# PBHTR20-50 Sold by = BOX Thickness = 8" Width = 11" Length = 11" Weight = 50 lb.</p>	
<p>NA50P5</p>	<p>5" Pole Barn Ring Shank Nails 50# PBHTR40-50 Sold by = BOX Thickness = 8" Width = 11" Length = 11" Weight = 50 lb.</p>	
<p>NA50P6</p>	<p>6" Pole Barn Ring Shank Nails 50# PBHTR60-50 Sold by = BOX Thickness = 8" Width = 11" Length = 11" Weight = 50 lb.</p>	
<p>NA50P8</p>	<p>8" Pole Barn Ring Shank Nails 50# PPHTR80-50 Sold by = BOX Thickness = 8" Width = 11" Length = 11" Weight = 50 lb.</p>	
<p>NA50PT1</p>	<p>1" Plastic Cap Nails 2000Ct (Bulk) PC1-2M Sold by = BOX Thickness = 8" Width = 11" Length = 11" Weight = 7 lb.</p>	
<p>NA50PT112</p>	<p>1-1/2" Plastic Cap Nails 2000Ct (Bulk) PC112-2M Sold by = BOX Thickness = 8" Width = 11" Length = 11" Weight = 9.5 lb.</p>	
<p>NA50PT2</p>	<p>2" Plastic Cap Nails 2000Ct (Bulk) PC2-2M Sold by = BOX Thickness = 8" Width = 11" Length = 11" Weight = 11.9 lb.</p>	
<p>NA50PT212</p>	<p>2-1/2" Plastic Cap Nails 2000Ct (Bulk) PC212-2M Sold by = BOX Thickness = 8" Width = 11" Length = 11" Weight = 14.6 lb.</p>	
<p>NA50PT3</p>	<p>3" Plastic Cap Nails 2000 Ct (Bulk) PC3-2M Sold by = BOX Thickness = 8" Width = 11" Length = 11" Weight = 17.3 lb.</p>	
<p>NA50R1</p>	<p>1" Eg Roofing Nail 50# BR1-50 Sold by = BOX Thickness = 8" Width = 11" Length = 11" Weight = 50 lb.</p>	
<p>NA50R112</p>	<p>1 1/2" Eg Roofing Nails 50# BR112-50 Sold by = BOX Thickness = 8" Width = 11" Length = 11" Weight = 50 lb.</p>	






<p>NA50R114</p>	<p>1 1/4" Eg Roofing Nails 50# BR114-50 Sold by = BOX Thickness = 8" Width = 11" Length = 11" Weight = 50 lb.</p>	
<p>NA50R134</p>	<p>1 3/4" Eg Roofing Nails 50# BR134-50 Sold by = BOX Thickness = 8" Width = 11" Length = 11" Weight = 50 lb.</p>	
<p>NA50R2</p>	<p>2" Eg Roofing Nails 50# BR2-50 Sold by = BOX Thickness = 8" Width = 11" Length = 11" Weight = 50 lb.</p>	
<p>NA50R212</p>	<p>2 1/2" Eg Roofing Nails 50# BR212-50 Sold by = BOX Thickness = 8" Width = 11" Length = 11" Weight = 50 lb.</p>	
<p>NA50R3</p>	<p>3" Eg Roofing Nails 50# BR3-50 Sold by = BOX Thickness = 8" Width = 11" Length = 11" Weight = 50 lb.</p>	
<p>NA50RH112</p>	<p>1-1/2" Hot Dip Galv Roofg Nail 50# BRHD112-50 Sold by = BOX Thickness = 8" Width = 11" Length = 11" Weight = 50 lb.</p>	
<p>NA50RH114</p>	<p>1-1/4" Hot Dip Galv Roofg Nail 50# BRHD114-50 Sold by = BOX Thickness = 8" Width = 11" Length = 11" Weight = 50 lb.</p>	
<p>NA50RH134</p>	<p>1-3/4" Hot Dip Galv Roofg Nail 50# BRHD134-50 Sold by = BOX Thickness = 8" Width = 11" Length = 11" Weight = 50 lb.</p>	
<p>NA50RH2</p>	<p>2" Hot Dip Galv Roofg Nail 50# BRHD2-50 Sold by = BOX Thickness = 8" Width = 11" Length = 11" Weight = 50 lb.</p>	
<p>NA50RH212</p>	<p>2-1/2" Hot Dip Galv Roofg Nail 50# BRHD212-50 Sold by = BOX Thickness = 8" Width = 11" Length = 11" Weight = 50 lb.</p>	
<p>NA50RH3</p>	<p>3" Hot Dip Galv Roofg Nail 50# BRHD3-50 Sold by = BOX Thickness = 8" Width = 11" Length = 11" Weight = 50 lb.</p>	
<p>NA50S10</p>	<p>10D Vc Sinker Nails 50# CSV10-50 Sold by = BOX Thickness = 8" Width = 11" Length = 11" Weight = 50 lb.</p>	






<p>NA50S16</p>	<p>16D Vc Sinker Nails 50# CSV16-50 Sold by = BOX Thickness = 8" Width = 11" Length = 11" Weight = 50 lb.</p>	
<p>NA50S20</p>	<p>20D Vc Sinker Nails 50# CSV20-50 Sold by = BOX Thickness = 8" Width = 11" Length = 11" Weight = 50 lb.</p>	
<p>NA50S6</p>	<p>6D Vc Sinker Nails 50# CSV6-50 Sold by = BOX Thickness = 8" Width = 11" Length = 11" Weight = 50 lb.</p>	
<p>NA50S8</p>	<p>8D Vc Sinker Nails 50# CSV8-50 Sold by = BOX Thickness = 8" Width = 11" Length = 11" Weight = 50 lb.</p>	
<p>NA50SP10</p>	<p>10" Spikes - Bright Smooth 50# LS10-50 Sold by = BOX Thickness = 8" Width = 11" Length = 11" Weight = 50 lb.</p>	
<p>NA50SP12</p>	<p>12" Spikes - Bright Smooth 50# LS12-50 Sold by = BOX Thickness = 8" Width = 11" Length = 11" Weight = 50 lb.</p>	
<p>NA50SP8</p>	<p>8" Spikes - Bright Smooth 50# LS8-50 Sold by = BOX Thickness = 8" Width = 11" Length = 11" Weight = 50 lb.</p>	
<p>NA50ST134</p>	<p>1 3/4" Polished Bright Fence Staples 50# FSG134-50 (SUP) Sold by = BOX Thickness = 8" Width = 11" Length = 11" Weight = 50 lb.</p>	
<p>NA50TRG112</p>	<p>1-1/2" Galv Joist Hanger (Truss) Nails 50# JHHD112-50 Sold by = BOX Thickness = 8" Width = 11" Length = 11" Weight = 50 lb.</p>	
<p>NA50TRG114</p>	<p>1 1/4" Galv Joist Hanger(Truss) Nails 50# JHHD114-50 Sold by = BOX Thickness = 8" Width = 11" Length = 11" Weight = 50 lb.</p>	
<p>NA5D16</p>	<p>5# 16D Duplex Nails DP16-5 Sold by = PACK Thickness = 4" Width = 5" Length = 6" Weight = 5 lb.</p>	
<p>NA5D8</p>	<p>5# 8D Duplex Nails DP8-5 Sold by = PACK Thickness = 4" Width = 5" Length = 6" Weight = 5 lb.</p>	

NA5DR158	5# 1 5/8" Drywall R/S Nails DWPCAT158-5	Sold by = PACK Thickness = 4" Width = 5" Length = 6" Weight = 5 lb.	
NA5GB16	5# 16D Hot Dip Galv Box Nails BXHD16-5	Sold by = PACK Thickness = 4" Width = 5" Length = 6" Weight = 5 lb.	
NA5GB6	5# 6D Hot Dip Galv Box Nails BXHD6-5	Sold by = PACK Thickness = 4" Width = 5" Length = 6" Weight = 5 lb.	
NA5GB8	5# 8D Hot Dip Galv Box Nails BXHD8-5	Sold by = PACK Thickness = 4" Width = 5" Length = 6" Weight = 5 lb.	
NA5P4	5# 4" (20D) Pole Barnnails PBHTR20-5	Sold by = PACK Thickness = 4" Width = 5" Length = 6" Weight = 5 lb.	
NA5P5	5# 5" (40D) Pole Barn Nails PBHTR40-5	Sold by = PACK Thickness = 4" Width = 5" Length = 6" Weight = 5 lb.	
NA5P6	5# 6" (60D) Pole Barn Nails PPHTR60-5	Sold by = PACK Thickness = 4" Width = 5" Length = 6" Weight = 5 lb.	
NA5R112	5# 1 1/2" Eg Roofing Nails BR112-5	Sold by = PACK Thickness = 4" Width = 5" Length = 6" Weight = 5 lb.	
NA5R114	5# 1 1/4" Eg Roofing Nails BR114-5	Sold by = PACK Thickness = 4" Width = 5" Length = 6" Weight = 5 lb.	
NA5R134	5# 1 3/4" Eg Roofing Nails BR134-5	Sold by = PACK Thickness = 4" Width = 5" Length = 6" Weight = 5 lb.	
NA5R2	5# 2" Eg Roofing Nails BR2-5	Sold by = PACK Thickness = 4" Width = 5" Length = 6" Weight = 5 lb.	
NA5R212	5# 2 1/2" Eg Roofing Nails BR212-5	Sold by = PACK Thickness = 4" Width = 5" Length = 6" Weight = 5 lb.	











NA5R3	5# 3" Eg Roofing Nails BR3-5	Sold by = PACK Thickness = 4" Width = 5" Length = 6" Weight = 5 lb.	
NA5S16	5# 16D Vc Sinker Nails CSV16-5	Sold by = PACK Thickness = 4" Width = 5" Length = 6" Weight = 5 lb.	
NA5S8	5# 8D Vc Sinker Nails CSV8-5	Sold by = PACK Thickness = 4" Width = 5" Length = 6" Weight = 5 lb.	
NA5TRG112	5# 1 1/2" Hd Galv Joist Hanger (Truss) Nails JHHD112-5	Sold by = PACK Thickness = 4" Width = 5" Length = 6" Weight = 5 lb.	
NA5TRG114	5# 1 1/4" Hd Galv Joist Hanger (Truss) Nails JHHD114-5	Sold by = PACK Thickness = 4" Width = 5" Length = 6" Weight = 5 lb.	

<p>SHC11</p>	<p>1# 6 X 1" Coarse Sheet Rock Screws DWPC6X1-1 Sold by = PACK Thickness = 1" Width = 2" Length = 5" Weight = 1 lb.</p>	
<p>SHC1114</p>	<p>1# 6 X 1-1/4" Coarse Sheet Rock Screws DWPC6X114-1 Sold by = PACK Thickness = 1" Width = 2" Length = 5" Weight = 1 lb.</p>	
<p>SHC1158</p>	<p>1# 6 X 1-5/8" Coarse Sheet Rock Screws DWPC6X158-1 Sold by = PACK Thickness = 1" Width = 2" Length = 5" Weight = 1 lb.</p>	
<p>SHC12</p>	<p>1# 6 X 2" Coarse Sheet Rock Screws DWPC6X2-1 Sold by = PACK Thickness = 1" Width = 2" Length = 5" Weight = 1 lb.</p>	
<p>SHC1212</p>	<p>1# 8 X 2-1/2" Coarse Sheet Rock Screws DWPC8X212-1 Sold by = PACK Thickness = 1" Width = 2" Length = 5" Weight = 1 lb.</p>	
<p>SHC13</p>	<p>1# 8 X 3" Coarse Sheet Rock Screws DWPC8X3-1 Sold by = PACK Thickness = 1" Width = 2" Length = 5" Weight = 1 lb.</p>	
<p>SHC5114</p>	<p>5# 6 X 1-1/4" Coarse Sheet Rock Screws DWPC6X114-5 Sold by = PAIL Thickness = 4" Width = 5" Length = 6" Weight = 5 lb.</p>	
<p>SHC5158</p>	<p>5# 6 X 1-5/8" Coarse Sheet Rock Screws DWPC6X158-5 Sold by = PAIL Thickness = 4" Width = 5" Length = 6" Weight = 5 lb.</p>	
<p>SHC52</p>	<p>5# 6 X 2" Coarse Sheet Rock Screws DWPC6X2-5 Sold by = PAIL Thickness = 4" Width = 5" Length = 6" Weight = 5 lb.</p>	
<p>SHC5212</p>	<p>5# 8 X 2-1/2" Coarse Sheet Rock Screws DWPC8X212-5 Sold by = PAIL Thickness = 4" Width = 5" Length = 6" Weight = 5 lb.</p>	
<p>SHC53</p>	<p>5# 8 X 3" Coarse Sheet Rock Screws DWPC8X3-5 Sold by = PAIL Thickness = 4" Width = 5" Length = 6" Weight = 5 lb.</p>	
<p>SHCB114</p>	<p>(Bulk) 6 X 1-1/4" Coarse Sheetrock Screws (8,000Ct) 30.4# Sold by = BOX Thickness = 8" Width = 11" Length = 11" Weight = 30.4 lb.</p>	

SHCB158	(Bulk) 6 X 1-5/8" Coarse Sheetrock Screws (5000 Ct) 24#	Sold by = BOX Thickness = 8" Width = 11" Length = 11" Weight = 24 lb.	
SHCB2	(Bulk) 6 X 2" Coarse Sheetrock Screws (3500 Ct) 20.3#	Sold by = BOX Thickness = 8" Width = 11" Length = 11" Weight = 20.3 lb.	
SHCB212	(Bulk) 8 X 2-1/2" Coarse Sheetrock Screws (2500 Ct) 24.3#	Sold by = BOX Thickness = 8" Width = 11" Length = 11" Weight = 24 lb.	
SHCB3	(Bulk) 8 X 3" Coarse Sheetrock Screws (2000 Ct) 22.5#	Sold by = BOX Thickness = 8" Width = 11" Length = 11" Weight = 22.5 lb.	
SHF114	(Bulk) 1 1/4" *Fine* Thread Drywall Screws 30.4# (Dwft6X114-8M)	Sold by = BOX Thickness = 8" Width = 11" Length = 11" Weight = 30 lb.	

<p>PASS5916</p>	<p>9/16" 5018C Staples 5000 Per PK (20 Pk/Master) *Pkg Sold by = PACK Weight = 4 lb.</p>	
<p>PASCS5000</p>	<p>Paslode CS5000 Hand Tacker (5/Case) Sold by = ea Thickness = 1" Width = 8" Length = 9" Weight = 2 lb.</p>	
<p>PASHT550</p>	<p>Paslode HT550 Hammer Tacker (5/Case) Sold by = ea Weight = 2 lb.</p>	
<p>PASS512</p>	<p>1/2" 5016C Staples 5000 Per pk (20 Pk/Master) *Pkg Sold by = PACK Weight = 3 lb.</p>	
<p>PASS5516</p>	<p>Paslode 5010C 5/16" 5M Staples (20Pkgs/Case) Sold by = PACK Weight = 2 lb.</p>	

<p>DFDS234B</p>	<p>10X2-3/4"Cap-Tor Xd Deck Screw #34 Brown / Firewood / Mesa / Campfire **100 Sold by = CTN Weight = 1.5 lb.</p>	
<p>DFDS234C</p>	<p>10X2-3/4"Cap-Tor Xd Deck Screw #71 Chocolate / Twilight / Bourbon / Foothills / Sold by = CTN Weight = 1.5 lb.</p>	
<p>DFDS234DG</p>	<p>10X2-3/4"Cap-Tor Xd Deck Screw #53 Dark Gray / Steel Wool / Smoke **100 Sold by = CTN Weight = 1.5 lb.</p>	
<p>DFDS234J</p>	<p>10X2-3/4"Cap-Tor Xd Deck Screw #73 Java / Bronco **100 Sold by = CTN Weight = 1.5 lb.</p>	
<p>DFDS234M</p>	<p>10X2-3/4"Cap-Tor Xd Deck Screw #82 Mahogany **100 Sold by = CTN Weight = 1.5 lb.</p>	
<p>DFDS234T</p>	<p>10X2-3/4"Cap-Tor Xd Deck Screw #31 Tan Gray **100 Sold by = CTN Weight = 1.5 lb.</p>	
<p>DFDSDS</p>	<p>Deckfast Smart Bit Deck Screw Depth Setter Sold by = ea Weight = 1 lb.</p>	
<p>DFFS178B</p>	<p>10X1-7/8"Deckfast Fascia Screw #34 Brown /Firewood/ Mesa /**100 Sold by = CTN Weight = 1.75 lb.</p>	
<p>DFFS178C</p>	<p>10X1-7/8"Deckfast Fascia Screw #71 Chocolate / Twilight / Bourbon **100 Sold by = CTN Weight = 1.75 lb.</p>	
<p>DFFS178DG</p>	<p>10X1-7/8"Deckfast Fascia Screw #53 Dark Gray / Steel Wool /**100 Sold by = CTN Weight = 1.75 lb.</p>	
<p>DFFS178J</p>	<p>10X1-7/8"Deckfast Fascia Screw #73 Java / Bronco **100 Sold by = CTN Weight = 1.75 lb.</p>	
<p>DFFS178M</p>	<p>10X1-7/8"Deckfast Fascia Screw #82 Mahogany **100 Sold by = CTN Weight = 1.75 lb.</p>	

DFFS178T	10X1-7/8"Deckfast Fascia Screw #31 Tan Gray **100	
	Sold by = CTN Weight = 1.75 lb.	
DFFSDB	Deckfast Fascia System Drill Bit	
	Sold by = ea Weight = 1.75 lb.	
DFPPS234BO	Armadillo Pro Plug Sys 2-3/4" W/Plugs, Screws & Bit - Bourbon (100Lf)	
	Sold by = ea	
DFPPS234FI	Armadillo Pro Plug Sys 2-3/4" W/Plugs, Screws & Bit - Firewood (100Lf)	
	Sold by = ea	
DFPPS234ME	Armadillo Pro Plug Sys 2-3/4" W/Plugs, Screws & Bit - Mesa (100Lf)	
	Sold by = ea	
DFPPS234S	Smooth Proplug For Restmillwork 10X2-3/4" W/Bit (250Lf)	
	Sold by = CTN Weight = 10 lb.	
DFPPS234ST	Armadillo Pro Plug Sys 2-3/4" W/Plugs, Screws & Bit - Steel Wool (100Lf)	
	Sold by = ea	
DFPPS234TW	Armadillo Pro Plug Sys 2-3/4" W/Plugs, Screws & Bit - Twilight (100Lf)	
	Sold by = ea	
DFPPS234W	Woodgrain Proplug For Restmillwork 10X2-3/4" W/Bit (250Lf)	
	Sold by = CTN Weight = 10 lb.	
DFPPSPT	Pro Plug Tool For Pvc/Composite	
	Sold by = ea	

NCBCHT550A12 BC-HT550-A12 Staple Pusher assembly *Pc

Sold by = PACK | Weight = 0.5 lb.



AMTO Air Tool Oil All-Weather Synthetic Blend 8 Fl Oz.

Sold by = ea | Weight = 1 lb.















PASFB Feeder/Push Bar - Part#HT335 (For Paslode/Duofast HT550) Ea.













Sold by = ea | Thickness = 1" Width = 1" Length = 3" Weight = 1 lb.















<p>WPBC102</p>	<p>Wood Pro T-10 Star Bit X2"(12/Box) Do Not Open Sold by = BOX Weight = 2 lb.</p>	
<p>WPBC202</p>	<p>Wood Pro T-20 Star Bit X2"(12/Box) Do Not Open Sold by = BOX Weight = 2 lb.</p>	
<p>WPBC252</p>	<p>Wood Pro T-25 Star Bit X2"(12/Box) Do Not Open Sold by = BOX Weight = 2 lb.</p>	
<p>WPBC302</p>	<p>Wood Pro T-30 Star Bit X2"(12/Box) Do Not Open Sold by = BOX Weight = 2 lb.</p>	
<p>WPTA1112</p>	<p>AP9X112-1 1# 9X1-1/2" All Purpose Construction Screw (158 Ct) Wood Pro Sold by = PACK Thickness = 1" Width = 2" Length = 5" Weight = 1 lb.</p>	
<p>WPTA1114</p>	<p>AP8X114-1 1# 8X1-1/4" All Purpose Construction Screw (246 Ct) Wood Pro Sold by = PACK Thickness = 1" Width = 2" Length = 5" Weight = 1 lb.</p>	
<p>WPTA12</p>	<p>AP9X2-1 1# 9X2" All Purpose Construction Screw (134 Ct) Wood Pro Sold by = PACK Thickness = 1" Width = 2" Length = 5" Weight = 1 lb.</p>	
<p>WPTA1212</p>	<p>AP9X212-1 1# 9X2-1/2" All Purpose Construction Screw (110 Ct) Wood Pro Sold by = PACK Thickness = 1" Width = 2" Length = 5" Weight = 1 lb.</p>	
<p>WPTA1234</p>	<p>AP9X234-1 1# 9X2-3/4" All Purpose Construction Screw (95 Ct) Wood Pro Sold by = PACK Thickness = 1" Width = 2" Length = 5" Weight = 1 lb.</p>	
<p>WPTA1312</p>	<p>AP9X312-1 1# 9X3-1/2" All Purpose Construction Screw (79 Ct) Wood Pro Sold by = PACK Thickness = 1" Width = 2" Length = 5" Weight = 1 lb.</p>	
<p>WPTA1318</p>	<p>AP9X318-1 1# 9X3-1/8" All Purpose Construction Screw (86 Ct) Wood Pro Sold by = PACK Thickness = 1" Width = 2" Length = 5" Weight = 1 lb.</p>	
<p>WPTA14</p>	<p>AP10X4-1 1# 10X4" All Purpose Construction Screw (54 Ct) Wood Pro Sold by = PACK Thickness = 1" Width = 2" Length = 5" Weight = 1 lb.</p>	

<p>WPTA1434</p>	<p>AP10X434-50 1# 10X4-3/4" All Purpose Construction Screw (50 Ct) Wood Pro Sold by = PACK Thickness = 1" Width = 2" Length = 5" Weight = 1 lb.</p>	
<p>WPTA1558</p>	<p>AP12X558-50 1# 12X5-5/8" All Purpose Construction Screw (50 Ct) Wood Pro Sold by = PACK Thickness = 1" Width = 2" Length = 5" Weight = 1 lb.</p>	
<p>WPTA510318</p>	<p>AP10X318-5 5# 10X3-1/8" All Purpose Construction Screw (430 Ct) Wood Pro Sold by = PAIL Thickness = 5" Width = 4" Length = 5" Weight = 5 lb.</p>	
<p>WPTA5112</p>	<p>AP9X112-5 5# 9X1-1/2" All Purpose Construction Screw (786 Ct) Wood Pro Sold by = PAIL Thickness = 5" Width = 4" Length = 5" Weight = 5 lb.</p>	
<p>WPTA5114</p>	<p>AP8X114-5 5# 8X1-1/4" All Purpose Construction Screw (1230 Ct) Wood Pro Sold by = PAIL Thickness = 5" Width = 4" Length = 5" Weight = 5 lb.</p>	
<p>WPTA52</p>	<p>AP9X2-5 5# 9X2" All Purpose Construction Screw (668 Ct) Wood Pro Sold by = PAIL Thickness = 5" Width = 4" Length = 5" Weight = 5 lb.</p>	
<p>WPTA5212</p>	<p>AP9X212-5 5# 9X2-1/2" All Purpose Construction Screw (550 Ct) Wood Pro Sold by = PAIL Thickness = 5" Width = 4" Length = 5" Weight = 5 lb.</p>	
<p>WPTA5234</p>	<p>AP9X234-5 5# 9X2-3/4" All Purpose Construction Screw (473 Ct) Wood Pro Sold by = PAIL Thickness = 5" Width = 4" Length = 5" Weight = 5 lb.</p>	
<p>WPTA5312</p>	<p>AP9X312-5 5# 9X3-1/2" All Purpose Construction Screw (395 Ct) Wood Pro Sold by = PAIL Thickness = 5" Width = 4" Length = 5" Weight = 5 lb.</p>	
<p>WPTA5318</p>	<p>AP9X318-5 5# 9X3-1/8" All Purpose Construction Screw (430 Ct) Wood Pro Sold by = PAIL Thickness = 5" Width = 4" Length = 5" Weight = 5 lb.</p>	
<p>WPTA54</p>	<p>AP10X4-5 5# 10X4" All Purpose Construction Screw (270 Ct) Wood Pro Sold by = PAIL Thickness = 5" Width = 4" Length = 5" Weight = 5 lb.</p>	
<p>WPTAB10318</p>	<p>AP10X318-1M (Bulk) 10X3 1/8" All Purpose Construction Screw (1M) 11.6# Wood Pro Sold by = BOX Thickness = 8" Width = 11" Length = 11" Weight = 12 lb.</p>	

<p>WPTAB112</p>	<p>AP9X112-2M (Bulk) 9X1 1/2" All Purpose Construction Screw (2M) 12.8# Wood Pro Sold by = BOX Thickness = 8" Width = 11" Length = 11" Weight = 12.8 lb.</p>	
<p>WPTAB114</p>	<p>AP8X114-5M (Bulk) 8 X1 1/4" All Purpose Construction Screw (5M) 23# Wood Pro Sold by = BOX Thickness = 8" Width = 11" Length = 11" Weight = 23 lb.</p>	
<p>WPTAB2</p>	<p>AP9X2-2M (Bulk) 9X2" All Purpose Construction Screw (2M) 15.5# Wood Pro Sold by = BOX Thickness = 8" Width = 11" Length = 11" Weight = 15.5 lb.</p>	
<p>WPTAB212</p>	<p>AP9X212-2M (Bulk) 9X2 1/2" All Purpose Construction Screw (2M) 18.7# Wood Pro Sold by = BOX Thickness = 8" Width = 11" Length = 11" Weight = 18.7 lb.</p>	
<p>WPTAB234</p>	<p>AP9X234-2M (Bulk) 9X2 3/4" All Purpose Construction Screw (2M) 20# Wood Pro Sold by = BOX Thickness = 8" Width = 11" Length = 11" Weight = 20 lb.</p>	
<p>WPTAB312</p>	<p>AP9X312-1M (Bulk) 9X3 1/2" All Purpose Construction Screw (1M) 12.8# Wood Pro Sold by = BOX Thickness = 8" Width = 11" Length = 11" Weight = 12.8 lb.</p>	
<p>WPTAB318</p>	<p>AP9X318-1M (Bulk) 9X3 1/8" All Purpose Construction Screw (1M) 11.6# Wood Pro Sold by = BOX Thickness = 8" Width = 11" Length = 11" Weight = 12 lb.</p>	
<p>WPTAB4</p>	<p>AP10X4-1M (Bulk) 10 X 4" All Purpose Construction Screw (1M) 18.5# Wood Pro Sold by = BOX Thickness = 8" Width = 11" Length = 11" Weight = 18.5 lb.</p>	
<p>WPTAB434</p>	<p>AP10X434-800 (Bulk) 10 X4-3/4" All Purpose Construction Screw (800 Ct) 18.4# Wood Sold by = BOX Thickness = 8" Width = 11" Length = 11" Weight = 19 lb.</p>	
<p>WPTC1134</p>	<p>CB8X134-1 1# 8X1-3/4" Cabinet Screws (139 Ct) Wood Pro Sold by = PACK Thickness = 1" Width = 2" Length = 5" Weight = 1 lb.</p>	
<p>WPTC1234</p>	<p>CB8X234-1 1# 8X2-3/4" Cabinet Screws (97 Ct) Wood Pro Sold by = PACK Thickness = 1" Width = 2" Length = 5" Weight = 1 lb.</p>	
<p>WPTC1318</p>	<p>CB8X318-1 1# 8X3-1/8" Cabinet Screws (87 Ct) Wood Pro Sold by = PACK Thickness = 1" Width = 2" Length = 5" Weight = 1 lb.</p>	

<p>WPTDS1212B</p>	<p>#10X2-1/2" Deck Screw Brown (87) 1# Handy Pack Wood Pro Sold by = PACK Thickness = 1" Width = 2" Length = 5" Weight = 1 lb.</p>	
<p>WPTDS1212G</p>	<p>#10X2-1/2" Deck Screw Grey (87) 1# Handy Pack Wood Pro *Steel Wool* Sold by = PACK Thickness = 1" Width = 2" Length = 5" Weight = 1 lb.</p>	
<p>WPTDS1212R</p>	<p>#10X2-1/2" Deck Screw Rustic Red (87) 1# Handy Pack Wood Pro *Mesa* Sold by = PACK Thickness = 1" Width = 2" Length = 5" Weight = 1 lb.</p>	
<p>WPTDS1212T</p>	<p>#10X2-1/2" Deck Screw Tan (87) 1# Handy Pack Wood Pro Sold by = PACK Thickness = 1" Width = 2" Length = 5" Weight = 1 lb.</p>	
<p>WPTDS5212B</p>	<p>#10X2-1/2" 5# Pail Deck Screw Brown (435 Ct) Wood Pro *Firewood/Twilight/Bourbon* Sold by = PAIL Thickness = 5" Width = 4" Length = 5" Weight = 5 lb.</p>	
<p>WPTDS5212G</p>	<p>#10X2-1/2" 5# Pail Deck Screw Grey (435 Ct) Wood Pro Steel Wool Sold by = PAIL Thickness = 5" Width = 4" Length = 5" Weight = 5 lb.</p>	
<p>WPTDS5212R</p>	<p>#10X2-1/2" 5# Pail Deck Screw Rustic Red (435 Ct) Wood Pro *Mesa* Sold by = PAIL Thickness = 5" Width = 4" Length = 5" Weight = 5 lb.</p>	
<p>WPTDS5212T</p>	<p>#10X2-1/2" 5# Pail Deck Screw Tan (435 Ct) Wood Pro Sold by = PAIL Thickness = 5" Width = 4" Length = 5" Weight = 5 lb.</p>	
<p>WPTT1112</p>	<p>TH7X112-1 1# 7X 1-1/2" Trim Head Screws (245 Ct) Wood Pro Sold by = PACK Thickness = 1" Width = 2" Length = 5" Weight = 1 lb.</p>	
<p>WPTT12</p>	<p>TH7X2-1 1# 7X 2" Trim Head Screws (174 Ct) Wood Pro Sold by = PACK Thickness = 1" Width = 2" Length = 5" Weight = 1 lb.</p>	
<p>WPTT1212</p>	<p>TH7X212-1 1# 7X 2-1/2" Trim Head Screws (136 Ct) Wood Pro Sold by = PACK Thickness = 1" Width = 2" Length = 5" Weight = 1 lb.</p>	
<p>WPTT13</p>	<p>TH9X3-1 1# 9X 3" Trim Head Screws (91 Ct) Wood Pro Sold by = PACK Thickness = 1" Width = 2" Length = 5" Weight = 1 lb.</p>	

WPTT1318	TH7X318-1 1# 7X 3-1/8" Trimhead Screws (114 Ct) Wood Pro	
	Sold by = PACK Thickness = 1" Width = 2" Length = 5" Weight = 1 lb.	
WPTWB3810	ST38X10-B 3/8"X10" (Bulk) Washer Head Screw (250 Ct) 34# Wood Pro	
	Sold by = BOX Thickness = 8" Width = 11" Length = 11" Weight = 34 lb.	
WPTWB388	ST38X8-B 3/8"X8" (Bulk) Washer Head Screw (250 Ct) 28# Wood Pro	
	Sold by = BOX Thickness = 8" Width = 11" Length = 11" Weight = 28 lb.	
WPTWB516318	ST516X318-B 5/16"X3-1/8" (Bulk) Washer Head Screw (250 Ct) 9# Wood Pro	
	Sold by = BOX Thickness = 8" Width = 11" Length = 11" Weight = 9 lb.	
WPTWB5164	ST516X4-B 5/16"X4" (Bulk) Washer Head Screw (250 Ct) 11# Wood Pro	
	Sold by = BOX Thickness = 8" Width = 11" Length = 11" Weight = 11 lb.	
WPTWB516518	ST516X518-B 5/16"X5-1/8" (Bulk) Washer Head Screw (250 Ct) 14# Wood Pro	
	Sold by = BOX Thickness = 8" Width = 11" Length = 11" Weight = 14 lb.	
WPTWB5166	ST516X6-B 5/16"X6" (Bulk) Washer Head Screw (250 Ct) 16# Wood Pro	
	Sold by = BOX Thickness = 8" Width = 11" Length = 11" Weight = 16 lb.	
WPTWH14112	ST14X112-50 1/4"X1-1/2" Handypack Struct Washer Head Screw (50 Ct) 1# Wood Pro	
	Sold by = PACK Thickness = 1" Width = 2" Length = 5" Weight = 1 lb.	
WPTWH142	ST14X2-50 1/4"X2" Handypack Struct Washer Head Screw (50 Ct) 1# Wood Pro	
	Sold by = PACK Thickness = 1" Width = 2" Length = 5" Weight = 1 lb.	
WPTWH14212	ST14X212-50 1/4"X2-1/2" Handypack Struct Washer Head Screw (50 Ct) 1# Wood Pro	
	Sold by = PACK Thickness = 1" Width = 2" Length = 5" Weight = 1 lb.	
WPTWH14312	ST14X312-50 1/4"X3-1/2" Handypack Struct Washer Head Screw (50 Ct) 1.5# Wood Pro	
	Sold by = PACK Thickness = 1" Width = 2" Length = 5" Weight = 1.5 lb.	
WPTWH14318	ST14X318-50 1/4"X3-1/8" HandypackStruct Washer Head Screw (50 Ct) 1.3# Wood Pro	
	Sold by = PACK Thickness = 1" Width = 2" Length = 5" Weight = 1.3 lb.	

WPTWH3810	ST38X10-25 3/8"X10" Handypack Struct Washer Head Screw (25 Ct) 3.4# Wood Pro	
Sold by = PACK Thickness = 1" Width = 2" Length = 5" Weight = 3.4 lb.		
WPTWH38714	ST38X714-25 3/8"X7-1/4" Handypack Struct Washer Head Screw (25 Ct) 2.5# Wood Pro	
Sold by = PACK Thickness = 1" Width = 2" Length = 5" Weight = 2.5 lb.		
WPTWH388	ST38X8-25 3/8"X8" Handypack Struct Washer Head Screw (25 Ct) 2.8# Wood Pro	
Sold by = PACK Thickness = 1" Width = 2" Length = 5" Weight = 2.8 lb.		
WPTWH516212	ST516X212-25 5/16"X2-1/2" Handypack Struct Washer Head Screw (25 Ct) 1# Wood Pro	
Sold by = PACK Thickness = 1" Width = 2" Length = 5" Weight = 1 lb.		
WPTWH516312	ST516X312-25 5/16"X3-1/2" Handypack Struct Washer Head Screw (25 Ct) 1# Wood Pro	
Sold by = PACK Thickness = 1" Width = 2" Length = 5" Weight = 1 lb.		
WPTWH516318	ST516X318-25 5/16"X3-1/8" Handypack Struct Washer Head Screw (25 Ct) 1# Wood Pro	
Sold by = PACK Thickness = 1" Width = 2" Length = 5" Weight = 1 lb.		
WPTWH5164	ST516X4-25 5/16"X4" Handypack Struct Washer Head Screw (25 Ct) 1.1# Wood Pro	
Sold by = PACK Thickness = 1" Width = 2" Length = 5" Weight = 1.1 lb.		
WPTWH516518	ST516X518-25 5/16"X5-1/8" Handypack Struct Washer Head Screw (25 Ct) 1.4# Wood	
Sold by = PACK Thickness = 1" Width = 2" Length = 5" Weight = 1.4 lb.		
WPTWH5166	ST516X6-25 5/16"X6" Handypack Struct Washer Head Screw (25 Ct) 1.6# Wood Pro	
Sold by = PACK Thickness = 1" Width = 2" Length = 5" Weight = 1.6 lb.		

HBWP

3/16" 4X8 White Perforated Pegboard (50)

Sold by = ea | Weight = 32 lb.









HBWS

1/8" 4X8 White Smooth Paneling (50)

Sold by = ea | Weight = 22 lb.



MUBMDF	Paneling Beaded MDF Primed- 5.2mm 4X8 Murphy (30)	
	Sold by = ea Width = 48" Length = 96" Weight = 33 lb.	
MUEV	Paneling Evergreen Pine 6" OC- 7/16" 4X8 Murphy ** DISC **	
	Sold by = ea Width = 48" Length = 96" Weight = 37.5 lb.	
MUOU	Paneling Unfinished Oak Beaded- 5.0mm 4X8 Murphy (25)	
	Sold by = ea Width = 48" Length = 96" Weight = 20 lb.	
MUPC	Paneling Planked Cedar 4" OC- 1/4" 4X8 Murphy (25)	
	Sold by = ea Width = 48" Length = 96" Weight = 21.5 lb.	
MUSB	Paneling Sandstone Birch- 1/4" 4X8 Murphy (25)	
	Sold by = ea Width = 48" Length = 96" Weight = 21.5 lb.	
MUUVB	UV Clear Coat Finished Beaded Panel - Birch- 5.0mm 4X8 Murphy (25)	
	Sold by = ea Width = 48" Length = 96" Weight = 20 lb.	

Roofing, Rubber Roofing, & Coatings / Appleton Rooftop Safety Kit

Product Notes: Includes: 1 each of the following: HUV Universal Harness, 50' Vertical Lifeline Assembly w/shock-pack and 18" lanyard extension. Heavy-duty Temper Reusable Anchor all in a reusable bucket

APRSK













Appleton Rooftop Safety Kit













Sold by = ea | Weight = 17 lb.















<p>CTL50BS</p>	<p>Landmark Prem Max Def AR Burnt Sienna (4/48) Sold by = BDL Weight = 75 lb.</p>	
<p>CTL50D</p>	<p>Landmark Prem Max Def AR Driftwood (4/48) Sold by = BDL Weight = 75 lb.</p>	
<p>CTL50HEB</p>	<p>Landmark Prem Max Def AR Heather Blend(4/48) Sold by = BDL Weight = 75 lb.</p>	
<p>CTL50MOB</p>	<p>Landmark Prem Max Def AR Moire Black (4/48) Sold by = BDL Weight = 75 lb.</p>	
<p>CTL50WW</p>	<p>Landmark Prem Max Def AR Weathered Wood(4/48) Sold by = BDL Weight = 75 lb.</p>	
<p>CTLMBS</p>	<p>Landmark AR Burnt Sienna Certainteed Shingles (3/48) Sold by = BDL Weight = 75 lb.</p>	
<p>CTLMCG</p>	<p>Landmark AR Cobblestone Gray Certainteed Shingles (3/48) Sold by = BDL Weight = 75 lb.</p>	
<p>CTLMCS</p>	<p>Landmark AR Colonial Slate Certainteed Shingles (3/48) Sold by = BDL Weight = 75 lb.</p>	
<p>CTLMMD</p>	<p>Landmark AR Driftwood Certainteed Shingles (3/48) Sold by = BDL Weight = 75 lb.</p>	
<p>CTLMGG</p>	<p>Landmark AR Georgetown Gray Certainteed Shingles (3/48) Sold by = BDL Weight = 75 lb.</p>	
<p>CTLMHEB</p>	<p>Landmark AR Heather Blend Certainteed Shingles (3/48) Sold by = BDL Weight = 75 lb.</p>	
<p>CTLMMOB</p>	<p>Landmark AR Moire Black Certainteed Shingles (3/48) Sold by = BDL Weight = 75 lb.</p>	












<p>CTLMPE</p>	<p>Landmark AR Pewter Certainteed Shingles (3/48) Sold by = BDL Weight = 75 lb.</p>	
<p>CTLMRS</p>	<p>Landmark AR Resawn Shake Certainteed Shingles (3/48) Sold by = BDL Weight = 75 lb.</p>	
<p>CTLMWW</p>	<p>Landmark AR Weathered Wood Cert. Shingles (3/48) Sold by = BDL Weight = 75 lb.</p>	
<p>CTLPBS</p>	<p>Pro Landmark Burnt Sienna Max Def Certainteed Shingles (3/40) Sold by = BDL Weight = 80 lb.</p>	
<p>CTLPCB</p>	<p>Pro Landmark Coastal Blue Max Def Certainteed Shingles (3/40) Sold by = BDL Weight = 80 lb.</p>	
<p>CTLPCG</p>	<p>Pro Landmark Cobblestone Gray Max Def Certainteed Shingles (3/40) Sold by = BDL Weight = 80 lb.</p>	
<p>CTLPCS</p>	<p>Pro Landmark Colonial Slate Max Def Certainteed Shingles (3/40) Sold by = BDL Weight = 80 lb.</p>	
<p>CTLPD</p>	<p>Pro Landmark Driftwood Max Def Certainteed Shingles (3/40) Sold by = BDL Weight = 80 lb.</p>	
<p>CTLPES</p>	<p>Pro Landmark Espresso Max Def Certainteed Shingles (3/40) Sold by = BDL Weight = 80 lb.</p>	
<p>CTLPEV</p>	<p>Pro Landmark Evergreen Max Def Certainteed Shingles (3/40) Sold by = BDL Weight = 80 lb.</p>	
<p>CTLPGG</p>	<p>Pro Landmark Georgetown Gray Max Def Certainteed Shingles (3/40) Sold by = BDL Weight = 80 lb.</p>	
<p>CTLPHEB</p>	<p>Pro Landmark Heather Blend Max Def Certainteed Shingles (3/40) Sold by = BDL Weight = 80 lb.</p>	



<p>CTLPMOB</p>	<p>Pro Landmark Moire Black Max Def Cert. Shingles (3/40) Sold by = BDL Weight = 80 lb.</p>	
<p>CTLPPE</p>	<p>Pro Landmark Pewter Max Def Cert. Shingles (3/40) Sold by = BDL Weight = 80 lb.</p>	
<p>CTLPPW</p>	<p>Pro Landmark Prairie Wood Max Def Cert. Shingles (3/40) Sold by = BDL Weight = 80 lb.</p>	
<p>CTLPRO</p>	<p>Pro Landmark Red Oak Max Def Cert. Shingles (3/40) Sold by = BDL Weight = 80 lb.</p>	
<p>CTLPRS</p>	<p>Pro Landmark Resawn Shake Max Def Cert. Shingles (3/40) Sold by = BDL Weight = 80 lb.</p>	
<p>CTLPSH</p>	<p>Pro Landmark Shenandoah Max Def Cert. Shingles (3/40) Sold by = BDL Weight = 80 lb.</p>	
<p>CTLPWW</p>	<p>Pro Landmark Weathered Wood Max Def Cert. Shingles (3/40) Sold by = BDL Weight = 80 lb.</p>	
<p>CTNBS</p>	<p>Northgate Max Def Burnt Sienna (4/40) Sold by = BDL Weight = 63 lb.</p>	
<p>CTND</p>	<p>Northgate Max Def Driftwood (4/40) Sold by = BDL Weight = 63 lb.</p>	
<p>CTNES</p>	<p>Northgate Max Def Espresso (4/40) Sold by = BDL Weight = 63 lb.</p>	
<p>CTNGG</p>	<p>Northgate Max Def Georgetown Gray (4/40) Sold by = BDL Weight = 63 lb.</p>	
<p>CTNGRA</p>	<p>Northgate Max Def Granite Gray (4/40) Sold by = BDL Weight = 63 lb.</p>	

<p>CTNHEB</p>	<p>Northgate Max Def Heather Blend (4/40) Sold by = BDL Weight = 63 lb.</p>	
<p>CTNHG</p>	<p>Northgate Max Def Hunter Green (4/40) Sold by = BDL Weight = 63 lb.</p>	
<p>CTNMOB</p>	<p>Northgate Max Def Moire Black (4/40) Sold by = BDL Weight = 63 lb.</p>	
<p>CTNPE</p>	<p>Northgate Max Def Pewter (4/40) Sold by = BDL Weight = 63 lb.</p>	
<p>CTNRBS</p>	<p>Burnt Sienna Northgate Ridge Accessory (33 lft) (28) Sold by = BDL Weight = 65 lb.</p>	
<p>CTNRD</p>	<p>Driftwood Northgate Ridge Accessory (33 lft) (28) Sold by = BDL Weight = 65 lb.</p>	
<p>CTNRES</p>	<p>Espresso Northgate Ridge Accessory (33 lft) (28) Sold by = BDL Weight = 65 lb.</p>	
<p>CTNRGG</p>	<p>Georgetown Gray Northgate Ridge Accessory (33 lft) (28) Sold by = BDL Weight = 65 lb.</p>	
<p>CTNRGRA</p>	<p>Granite Gray Northgate Ridge Accessory (33 lft) (28) Sold by = BDL Weight = 65 lb.</p>	
<p>CTNRHEB</p>	<p>Heather Blend Northgate Ridge Accessory (33 lft) (28) Sold by = BDL Weight = 65 lb.</p>	
<p>CTNRHG</p>	<p>Hunter Green Northgate Ridge Accessory (33 lft) (28) Sold by = BDL Weight = 65 lb.</p>	
<p>CTNRMOB</p>	<p>Moire Black Northgate Ridge Accessory (33 lft) (28) Sold by = BDL Weight = 65 lb.</p>	

CTNRPE	Pewter Northgate Ridge Accessory (33 lft) (28)	Sold by = BDL Weight = 65 lb.	
CTNRRS	Resawn Shake Northgate Ridge Accessory (33 lft) (28)	Sold by = BDL Weight = 65 lb.	
CTNRS	Northgate Max Def Resawn Shake (4/40)	Sold by = BDL Weight = 63 lb.	
CTNRSB	Silver Birch Northgate Ridge Accessory (33 lft) (28)	Sold by = BDL Weight = 65 lb.	
CTNRWW	Weathered Wood Northgate Ridge Accessory (33 lft) (28)	Sold by = BDL Weight = 65 lb.	
CTNSB	Northgate Silver Birch (4/40)	Sold by = BDL Weight = 63 lb.	
CTNWW	Northgate Max Def Weathered Wood (4/40)	Sold by = BDL Weight = 63 lb.	
CTPSHWW	CTD Presidential Shake -Weathered Wood (5/40)	Sold by = BDL Weight = 71 lb.	
CTRBS	Burnt Sienna Certainteed Shadow Ridge Accessory (30 lft) (28)	Sold by = BDL Weight = 66 lb.	
CTRCB	Coastal Blue Certainteed Shadow Ridge Accessory (30 lft) (28)	Sold by = BDL Weight = 66 lb.	
CTRGG	Cobblestone Gray Certainteed Shadow Ridge Accessory (30 lft) (28)	Sold by = BDL Weight = 66 lb.	
CTRCS	Colonial Slate Certainteed Shadow Ridge Accessory (30 lft) (28)	Sold by = BDL Weight = 66 lb.	

<p>CTRDR</p>	<p>Driftwood Certainteed Shadow Ridge Accessory (30 lft) (28) Sold by = BDL Weight = 66 lb.</p>	 
<p>CTRES</p>	<p>Espresso Certainteed Shadow Ridge Accessory (30 lft) (28) Sold by = BDL Weight = 66 lb.</p>	 
<p>CTRGG</p>	<p>Georgetown Gray Certainteed Shadow Ridge Accessory (30 lft) (28) Sold by = BDL Weight = 66 lb.</p>	 
<p>CTRHEB</p>	<p>Heather Blend Certainteed Shadow Ridge Accessory (30 lft) (28) Sold by = BDL Weight = 66 lb.</p>	 
<p>CTRMOB</p>	<p>Moire Black Certainteed Shadow Ridge Accessory (30 lft) (28) Sold by = BDL Weight = 66 lb.</p>	 
<p>CTRPE</p>	<p>Pewter Certainteed Shadow Ridge Accessory (30 lft) (28) Sold by = BDL Weight = 66 lb.</p>	 
<p>CTRPW</p>	<p>Prairie Wood Certainteed Shadow Ridge Accessory (30 lft) (28) Sold by = BDL Weight = 66 lb.</p>	 
<p>CTRRO</p>	<p>Red Oak Certainteed Shadow Ridge Accessory (30 lft) (28) Sold by = BDL Weight = 66 lb.</p>	 
<p>CTRRS</p>	<p>Resawn Shake Certainteed Shadow Ridge Accessory (30 lft) (28) Sold by = BDL Weight = 66 lb.</p>	 
<p>CTRS</p>	<p>Shenandoah Certainteed Shadow Ridge Accessory (30 lft) (28) Sold by = BDL Weight = 65 lb.</p>	 
<p>CTRWW</p>	<p>Weathered Wood Certainteed Shadow Ridge Accessory (30 lft) (28) Sold by = BDL Weight = 66 lb.</p>	 
<p>CTXTMOB</p>	<p>XT25 AR Moire Black Certainteed Shingles (3/48) Sold by = BDL Weight = 73 lb.</p>	

<p>CTXTNG</p>	<p>XT25 AR Nickel Gray Certainteed Shingles (3/48) Sold by = BDL Weight = 73 lb.</p>	
<p>CTXTSW</p>	<p>XT25 AR Star White Certainteed Shingles (3/48) Sold by = BDL Weight = 73 lb.</p>	
<p>CTXTTB</p>	<p>XT25 AR Timber Blend Certainteed Shingles (3/48) Sold by = BDL Weight = 73 lb.</p>	
<p>CTXTWW</p>	<p>XT25 AR Weathered Wood Certainteed Shingles (3/48) Sold by = BDL Weight = 73 lb.</p>	
<p>RRDD</p>	<p>Diamond Deck Certainteed Synthetic Roll(25) Sold by = ROLL Weight = 38 lb.</p>	
<p>RRFA</p>	<p>Certainteed FlintPrime Aerosol (30-40 Sq Ft) (12) Sold by = ea Weight = 1 lb.</p>	
<p>RRFB</p>	<p>Flintlastic SA Nailbase 2 Sq. (20) Sold by = ROLL Weight = 82 lb.</p>	
<p>RRFBS</p>	<p>Flintlastic SA Cap Burnt Sienna 1 Sq (25) Sold by = ROLL Weight = 95 lb.</p>	
<p>RRFMOB</p>	<p>Flintlastic SA Cap Moire Black 1 Sq (25) Sold by = ROLL Weight = 95 lb.</p>	
<p>RRFWW</p>	<p>Flintlastic SA Cap Weathered Wood 1 Sq (25) Sold by = ROLL Weight = 95 lb.</p>	
<p>RRRR</p>	<p>Roof Runner Certainteed Synthetic Roll(56) Sold by = ROLL Weight = 23 lb.</p>	
<p>RRSH10</p>	<p>Certainteed 10" High Performance Starter *Bdl Sold by = BDL Weight = 93 lb.</p>	


RRSS	CertainTeed Swiftstart Starter for Roofing(48) Sold by = BDL Weight = 62 lb.	
RRWG	32' CertainTeed Winter Guard Rolled Sand (1 Sq) Sold by = ROLL Weight = 36 lb.	
RRWG2	65' CertainTeed Winter Guard Rolled Sand (2 Sq) (30) Sold by = ROLL Weight = 69 lb.	









Roofing, Rubber Roofing, & Coatings / Felt & Underlayments













Product Notes: **GM Craft 60 2 Ply:** 40"x48.5' roll (162 sq ft)













Rhino Roof Felt: Synthetic felt. Must be covered within 60 days of application, fiber grip surface, meets ASTM D226 & D4869, DO NOT USE STAPLES, for same day you can use 1" roofing nail, any longer you need plastic caps

Titanium Felt: Synthetic felt, Sure-grip walk surface, 6 month UV exposure, All Temperature Performance, DO NOT USE STAPLES, for same day you can use 1" roofing nail, any longer you need plastic cap

<p>FE15</p>	<p>#15 Plain GAP Felt Rated-4869 (432 Sqft) (30/Plt) "Blue Writing" Sold by = ROLL Thickness = 8" Width = 8" Length = 36" Weight = 34 lb.</p>	
<p>FE18</p>	<p>Asphalt (Shake) Felt 18"X72' GAP (1 Sq Roll) (60/Plt) Sold by = ROLL Thickness = 8" Width = 8" Length = 18" Weight = 17 lb.</p>	
<p>FE30</p>	<p>#30 Plain GAP Felt Rated-4869 (216 Sqft) (30/Plt) "Orange Writing" Sold by = ROLL Thickness = 8" Width = 8" Length = 36" Weight = 32 lb.</p>	
<p>FEASTM</p>	<p>ASTM #15 D226 Premium Felt GAP(432 Sqft) (25/Plt) "Red Writing" Sold by = ROLL Thickness = 8" Width = 8" Length = 36" Weight = 52 lb.</p>	
<p>FEDW</p>	<p>GMCraft 60 2-Ply Grade-D Paper 40"X48.5' GAP (162 Sqft) (100/Plt) Sold by = ROLL Thickness = 5" Width = 5" Length = 40" Weight = 20 lb.</p>	
<p>FERR</p>	<p>Rhino Roof U20 Synthetic Felt 42"X286' 10 Sq Roll (67/Plt) Sold by = ROLL Thickness = 6" Width = 6" Length = 48" Weight = 24 lb.</p>	
<p>FETPSU30</p>	<p>Titanium PSU30 High/Low Temp Peel & Stick 2 Sq Roll 36"X72' (25/Plt) Sold by = ROLL Thickness = 9" Width = 9" Length = 38" Weight = 52 lb.</p>	
<p>FETUDL25</p>	<p>Titanium UDL25 Synthetic Felt 10 Sq Roll 48"X250' (56/Plt) Sold by = ROLL Thickness = 6" Width = 6" Length = 48" Weight = 26 lb.</p>	
<p>FETUDL30</p>	<p>Titanium UDL30 Synthetic Felt 10 Sq Roll 48"X250' (30/Plt) Sold by = ROLL Thickness = 8" Width = 8" Length = 48" Weight = 42 lb.</p>	
<p>RRA1</p>	<p>Alco (1 Sq) Shield Granular Ice & Water Protector (42) Sold by = ROLL Weight = 32 lb.</p>	
<p>RRA2</p>	<p>Alco (2 Sq) Shield Granular Ice & Water Protector (30) Sold by = ROLL Weight = 58 lb.</p>	
<p>RRAHT</p>	<p>Alco Shield (Ht) High Temp 2Sq Ice & Water Protector(30) Sold by = ROLL Weight = 47 lb.</p>	

<p>FEDA</p>	<p>GAF Deck Armor Synthetic Felt 10 Sq Roll (20/Plt) Sold by = ROLL Thickness = 9" Width = 9" Length = 48" Weight = 37 lb.</p>	
<p>FEFB</p>	<p>GAF Felt Buster Synthetic Felt 10 Sq Roll (49/Plt) Sold by = ROLL Thickness = 6" Width = 6" Length = 48" Weight = 24 lb.</p>	
<p>FETP</p>	<p>GAF Tiger Paw Synthetic Felt 10 Sq Roll (30/Plt) Sold by = ROLL Thickness = 9" Width = 9" Length = 48" Weight = 40 lb.</p>	
<p>GASARAS</p>	<p>GAF Seal-A-Ridge Appalachian Sky (25 lft) Sold by = BDL Thickness = 2" Width = 12" Length = 37" Weight = 49 lb.</p>	
<p>GASARBA</p>	<p>GAF Seal-A-Ridge Barkwood (25 lft) Sold by = BDL Thickness = 2" Width = 12" Length = 37" Weight = 49 lb.</p>	
<p>GASARBI</p>	<p>GAF Seal-A-Ridge Birchwood (25 lft) Sold by = BDL Thickness = 2" Width = 12" Length = 37" Weight = 49 lb.</p>	
<p>GASARCF</p>	<p>GAF Seal-A-Ridge Cedar Falls (25 lft) Sold by = BDL Thickness = 2" Width = 12" Length = 37" Weight = 49 lb.</p>	
<p>GASARCH</p>	<p>GAF Seal-A-Ridge Charcoal (25 lft) Sold by = BDL Thickness = 2" Width = 12" Length = 37" Weight = 49 lb.</p>	
<p>GASARGH</p>	<p>GAF Seal-A-Ridge Golden Harvest (25 lft) Sold by = BDL Thickness = 2" Width = 12" Length = 37" Weight = 49 lb.</p>	
<p>GASARHG</p>	<p>GAF Seal-A-Ridge Hunter Green (25 lft) Sold by = BDL Thickness = 2" Width = 12" Length = 37" Weight = 49 lb.</p>	
<p>GASARHI</p>	<p>GAF Seal-A-Ridge Hickory (25 lft) Sold by = BDL Thickness = 2" Width = 12" Length = 37" Weight = 49 lb.</p>	
<p>GASARMIB</p>	<p>GAF Seal-A-Ridge Mission Brown (25 lft) Sold by = BDL Thickness = 2" Width = 12" Length = 37" Weight = 49 lb.</p>	






GASARNM	GAF Seal-A-Ridge Nantucket Morning (25 lft) Sold by = BDL Thickness = 2" Width = 12" Length = 37" Weight = 49 lb.	
GASARPE	GAF Seal-A-Ridge Pewter Gray (25 lft) Sold by = BDL Thickness = 2" Width = 12" Length = 37" Weight = 49 lb.	
GASARSH	GAF Seal-A-Ridge Shakewood (25 lft) Sold by = BDL Thickness = 2" Width = 12" Length = 37" Weight = 49 lb.	
GASARSL	GAF Seal-A-Ridge Slate (25 lft) Sold by = BDL Thickness = 2" Width = 12" Length = 37" Weight = 49 lb.	
GASARWW	GAF Seal-A-Ridge Weathered Wood (25 lft) Sold by = BDL Thickness = 2" Width = 12" Length = 37" Weight = 49 lb.	
GATAS	Timberline HDZ Appalachian Sky 3/Sq (42) Sold by = BDL Thickness = 3" Width = 13" Length = 39" Weight = 70 lb.	
GATBA	Timberline HDZ Barkwood Gaf 3/Sq (42) Sold by = BDL Thickness = 3" Width = 13" Length = 39" Weight = 70 lb.	
GATBI	Timberline HDZ Birchwood Gaf 3/Sq (42) Sold by = BDL Thickness = 3" Width = 13" Length = 39" Weight = 70 lb.	
GATCF	Timberline HDZ Cedar Falls 3/Sq (42) Sold by = BDL Thickness = 3" Width = 13" Length = 39" Weight = 70 lb.	
GATCH	Timberline HDZ Charcoal Gaf 3/Sq (42) Sold by = BDL Thickness = 3" Width = 13" Length = 39" Weight = 70 lb.	
GATGH	Timberline HDZ Golden Harvest 3/Sq (42) Sold by = BDL Thickness = 3" Width = 13" Length = 39" Weight = 70 lb.	
GATHG	Timberline HDZ Hunter Green Gaf 3/Sq (42) Sold by = BDL Thickness = 3" Width = 13" Length = 39" Weight = 70 lb.	












<p>GATHI</p>	<p>Timberline HDZ Hickory Gaf 3/Sq (42) Sold by = BDL Thickness = 3" Width = 13" Length = 39" Weight = 70 lb.</p>	
<p>GATMIB</p>	<p>Timberline HDZ Mission Brown Gaf 3/Sq (42) Sold by = BDL Thickness = 3" Width = 13" Length = 39" Weight = 70 lb.</p>	
<p>GATNM</p>	<p>Timberline HDZ Nantucket Morning 3/Sq (42) Sold by = BDL Thickness = 3" Width = 13" Length = 39" Weight = 70 lb.</p>	
<p>GATPE</p>	<p>Timberline HDZ Pewter Gray Gaf 3/Sq (42) Sold by = BDL Thickness = 3" Width = 13" Length = 39" Weight = 70 lb.</p>	
<p>GATSH</p>	<p>Timberline HDZ Shakewood Gaf 3/Sq (42) Sold by = BDL Thickness = 3" Width = 13" Length = 39" Weight = 70 lb.</p>	
<p>GATSL</p>	<p>Timberline HDZ Slate Gaf 3/Sq (42) Sold by = BDL Thickness = 3" Width = 13" Length = 39" Weight = 70 lb.</p>	
<p>GATWW</p>	<p>Timberline HDZ Weathered Wood Gaf 3/Sq (42) Sold by = BDL Thickness = 3" Width = 13" Length = 39" Weight = 70 lb.</p>	
<p>GATXAS</p>	<p>GAF Timbertex Appalachian Sky (20 lft) (52) Sold by = BDL Thickness = 2" Width = 12" Length = 37" Weight = 59 lb.</p>	
<p>GATXBA</p>	<p>GAF Timbertex Barkwood (20 lft) (52) Sold by = BDL Thickness = 2" Width = 12" Length = 37" Weight = 59 lb.</p>	
<p>GATXBI</p>	<p>GAF Timbertex Birchwood (20 lft) (52) Sold by = BDL Thickness = 2" Width = 12" Length = 37" Weight = 59 lb.</p>	
<p>GATXCF</p>	<p>GAF Timbertex Cedar Falls (20 lft) (52) Sold by = BDL Thickness = 2" Width = 12" Length = 37" Weight = 59 lb.</p>	
<p>GATXCH</p>	<p>GAF Timbertex Charcoal (20 lft) (52) Sold by = BDL Thickness = 2" Width = 12" Length = 37" Weight = 59 lb.</p>	

GATXGH	GAF Timbertex Golden Harvest (20 lft) (52)	
	Sold by = BDL Thickness = 2" Width = 12" Length = 37" Weight = 59 lb.	
GATXHG	GAF Timbertex Hunter Green (20 lft) (52)	
	Sold by = BDL Thickness = 2" Width = 12" Length = 37" Weight = 59 lb.	
GATXHI	GAF Timbertex Hickory (20 lft) (52)	
	Sold by = BDL Thickness = 2" Width = 12" Length = 37" Weight = 59 lb.	
GATXMIB	GAF Timbertex Mission Brown (20 lft) (52)	
	Sold by = BDL Thickness = 2" Width = 12" Length = 37" Weight = 59 lb.	
GATXNM	GAF Timbertex Nantucket Morning (20 lft) (52)	
	Sold by = BDL Thickness = 2" Width = 12" Length = 37" Weight = 59 lb.	
GATXPE	GAF Timbertex Pewter (20 lft) (52)	
	Sold by = BDL Thickness = 2" Width = 12" Length = 37" Weight = 59 lb.	
GATXSH	GAF Timbertex Shakedown (20 lft) (52)	
	Sold by = BDL Thickness = 2" Width = 12" Length = 37" Weight = 60 lb.	
GATXSL	GAF Timbertex Slate (20 lft) (52)	
	Sold by = BDL Thickness = 2" Width = 12" Length = 37" Weight = 60 lb.	
GATXWW	GAF Timbertex Weathered Wood (20 lft) (52)	
	Sold by = BDL Thickness = 2" Width = 12" Length = 37" Weight = 60 lb.	
RRPSS	GAF Pro Start Roofing Starter 13"X38" (51)	
	Sold by = BDL Thickness = 2" Width = 13" Length = 38" Weight = 52 lb.	
RRWBS	GAF Weatherblocker Roofing Starter	
	Sold by = BDL Thickness = 2" Width = 17" Length = 40" Weight = 70 lb.	
RRWW2	GAF WeatherWatch Ice & Water Leak Barrier 2 Sq Roll	
	Sold by = ROLL Thickness = 9" Width = 9" Length = 37" Weight = 88 lb.	

<p>FESS</p>	<p>Malarkey #1031 Secure Start Plus Synthetic Felt 10 Sq Roll (36/Plt) Sold by = ROLL Thickness = 8" Width = 8" Length = 48" Weight = 30 lb.</p>	
<p>FESSM</p>	<p>Malarkey #1030 Secure Start Smooth Synthetic Felt 10 Sq Roll (49/Plt) Sold by = ROLL Thickness = 8" Width = 8" Length = 48" Weight = 20 lb.</p>	
<p>MLHLAB</p>	<p>Highlander NEX Antique Brown Malarkey #242 3/Sq (48) Sold by = BDL Thickness = 3" Width = 13" Length = 39" Weight = 70 lb.</p>	
<p>MLHLBB</p>	<p>Highlander NEX Brilliant Black Malarkey #242 3/Sq (48) Sold by = BDL Thickness = 3" Width = 13" Length = 39" Weight = 70 lb.</p>	
<p>MLHLBO</p>	<p>Highlander NEX Black Oak Malarkey #242 3/Sq (48) Sold by = BDL Thickness = 3" Width = 13" Length = 39" Weight = 70 lb.</p>	
<p>MLHLH</p>	<p>Highlander NEX Heather Malarkey #242 3/Sq (48) Sold by = BDL Thickness = 3" Width = 13" Length = 39" Weight = 70 lb.</p>	
<p>MLHLNW</p>	<p>Highlander NEX Natural Wood Malarkey #242 3/Sq (48) Sold by = BDL Thickness = 3" Width = 13" Length = 39" Weight = 70 lb.</p>	
<p>MLHLNB</p>	<p>Highlander NEX Sienna Blend Malarkey #242 3/Sq (48) Sold by = BDL Thickness = 3" Width = 13" Length = 39" Weight = 70 lb.</p>	
<p>MLHLNG</p>	<p>Highlander NEX Storm Gray Malarkey #242 3/Sq (48) Sold by = BDL Thickness = 3" Width = 13" Length = 39" Weight = 70 lb.</p>	
<p>MLHLNW</p>	<p>Highlander NEX Silverwood Malarkey #242 3/Sq (48) Sold by = BDL Thickness = 3" Width = 13" Length = 39" Weight = 70 lb.</p>	
<p>MLHLWW</p>	<p>Highlander NEX Weathered Wood Malarkey #242 3/Sq (48) Sold by = BDL Thickness = 3" Width = 13" Length = 39" Weight = 70 lb.</p>	
<p>MLHLWWP</p>	<p>Highlander NEX Weathered Wood PLUS Malarkey #242 3/Sq (48) Sold by = BDL Thickness = 3" Width = 13" Length = 39" Weight = 70 lb.</p>	

MLHRAB	Malarkey 12" Hip & Ridge Antique Brown #227 (31 lft) (48)	
	Sold by = BDL Thickness = 2" Width = 12" Length = 37" Weight = 70 lb.	
MLHRBB	Malarkey 12" Hip & Ridge Brilliant Black #227 (31 lft) (48)	
	Sold by = BDL Thickness = 2" Width = 12" Length = 37" Weight = 70 lb.	
MLHRBO	Malarkey 12" Hip & Ridge Black Oak #227 (31 lft) (48)	
	Sold by = BDL Thickness = 2" Width = 12" Length = 37" Weight = 70 lb.	
MLHRH	Malarkey 12" Hip & Ridge Heather #227 (31 lft) (48)	
	Sold by = BDL Thickness = 2" Width = 12" Length = 37" Weight = 70 lb.	
MLHRNW	Malarkey 12" Hip & Ridge Natural Wood #227 (31 lft) (48)	
	Sold by = BDL Thickness = 2" Width = 12" Length = 37" Weight = 70 lb.	
MLHRSB	Malarkey 12" Hip & Ridge Sienna Blend #227 (31 lft) (48)	
	Sold by = BDL Thickness = 2" Width = 12" Length = 37" Weight = 70 lb.	
MLHRSG	Malarkey 12" Hip & Ridge Storm Gray #227 (31 lft) (48)	
	Sold by = BDL Thickness = 2" Width = 12" Length = 37" Weight = 70 lb.	
MLHRSW	Malarkey 12" Hip & Ridge Silverwood #227 (31 lft) (48)	
	Sold by = BDL Thickness = 2" Width = 12" Length = 37" Weight = 70 lb.	
MLHRWW	Malarkey 12" Hip & Ridge Weathered Wood #227 (31 lft) (48)	
	Sold by = BDL Thickness = 2" Width = 12" Length = 37" Weight = 70 lb.	
MLHRWWP	Malarkey 12" Hip & Ridge Weathered Wood Plus #227 (31 lft) (48)	
	Sold by = BDL Thickness = 2" Width = 12" Length = 37" Weight = 70 lb.	
MLLAB	Legacy Antique Brown Malarkey #273 4/Sq (48)	
	Sold by = BDL Thickness = 3" Width = 13" Length = 39" Weight = 69 lb.	
MLLBB	Legacy Brilliant Black Malarkey #273 4/Sq (48)	
	Sold by = BDL Thickness = 3" Width = 13" Length = 39" Weight = 69 lb.	

<p>MLLBO</p>	<p>Legacy Black Oak Malarkey #273 4/Sq (48) Sold by = BDL Thickness = 3" Width = 13" Length = 39" Weight = 69 lb.</p>	
<p>MLLH</p>	<p>Legacy Heather Malarkey #273 4/Sq (48) Sold by = BDL Thickness = 3" Width = 13" Length = 39" Weight = 69 lb.</p>	
<p>MLLMB</p>	<p>Legacy Midnight Black Malarkey #273 4/Sq (48) (Disc when Gone) Sold by = BDL Thickness = 3" Width = 13" Length = 39" Weight = 69 lb.</p>	
<p>MLLNW</p>	<p>Legacy Natural Wood Malarkey #273 4/Sq (48) Sold by = BDL Thickness = 3" Width = 13" Length = 39" Weight = 69 lb.</p>	
<p>MLLSB</p>	<p>Legacy Sienna Blend Malarkey #273 4/Sq (48) Sold by = BDL Thickness = 3" Width = 13" Length = 39" Weight = 69 lb.</p>	
<p>MLLSG</p>	<p>Legacy Storm Gray Malarkey #273 4/Sq (48) Sold by = BDL Thickness = 3" Width = 13" Length = 39" Weight = 69 lb.</p>	
<p>MLLSW</p>	<p>Legacy Silverwood Malarkey #273 4/Sq (48) Sold by = BDL Thickness = 3" Width = 13" Length = 39" Weight = 69 lb.</p>	
<p>MLLWW</p>	<p>Legacy Weathered Wood Malarkey #273 4/Sq (48) (Disc when Gone) Sold by = BDL Thickness = 3" Width = 13" Length = 39" Weight = 69 lb.</p>	
<p>MLLWWP</p>	<p>Legacy Weathered Wood PLUS Malarkey #273 4/Sq (48) Sold by = BDL Thickness = 3" Width = 13" Length = 39" Weight = 69 lb.</p>	
<p>MLSS</p>	<p>Malarkey Smart Start Starter (114 Lnft/Bdl) #210 (21) Sold by = BDL Thickness = 2" Width = 16" Length = 38" Weight = 78 lb.</p>	
<p>MLVAB</p>	<p>Vista Antique Brown Malarkey #252 3/Sq (48) Sold by = BDL Thickness = 3" Width = 13" Length = 39" Weight = 75 lb.</p>	
<p>MLVBB</p>	<p>Vista Brilliant Black Malarkey #252 3/Sq (48) Sold by = BDL Thickness = 3" Width = 13" Length = 39" Weight = 75 lb.</p>	

<p>MLVBO</p>	<p>Vista Black Oak Malarkey #252 3/Sq (48) Sold by = BDL Thickness = 3" Width = 13" Length = 39" Weight = 75 lb.</p>	
<p>MLVH</p>	<p>Vista Heather Malarkey #252 3/Sq (48) Sold by = BDL Thickness = 3" Width = 13" Length = 39" Weight = 75 lb.</p>	
<p>MLVMB</p>	<p>Vista Midnight Black Malarkey #252 3/Sq (48) (Disc when Gone) Sold by = BDL Thickness = 3" Width = 13" Length = 39" Weight = 75 lb.</p>	
<p>MLVNW</p>	<p>Vista Natural Wood Malarkey #252 3/Sq (48) Sold by = BDL Thickness = 3" Width = 13" Length = 39" Weight = 75 lb.</p>	
<p>MLVSB</p>	<p>Vista Sienna Blend Malarkey #252 3/Sq (48) Sold by = BDL Thickness = 3" Width = 13" Length = 39" Weight = 75 lb.</p>	
<p>MLVSG</p>	<p>Vista Storm Gray Malarkey #252 3/Sq (48) Sold by = BDL Thickness = 3" Width = 13" Length = 39" Weight = 75 lb.</p>	
<p>MLVSW</p>	<p>Vista Silverwood Malarkey #252 3/Sq (48) Sold by = BDL Thickness = 3" Width = 13" Length = 39" Weight = 75 lb.</p>	
<p>MLVWW</p>	<p>Vista Weathered Wood Malarkey #252 3/Sq (48) (Disc when Gone) Sold by = BDL Thickness = 3" Width = 13" Length = 39" Weight = 75 lb.</p>	
<p>MLVWWP</p>	<p>Vista Weathered Wood PLUS Malarkey #252 3/Sq (48) Sold by = BDL Thickness = 3" Width = 13" Length = 39" Weight = 75 lb.</p>	
<p>RRAS</p>	<p>Malarkey 2 Sq Arctic Seal #401 Ice And Water (25) Sold by = ROLL Thickness = 9" Width = 9" Length = 36" Weight = 65 lb.</p>	
<p>RRMHT</p>	<p>Malarkey High Temp #406 Secure Start 2 Sq Roll (25) Sold by = ROLL Thickness = 9" Width = 9" Length = 36" Weight = 40 lb.</p>	

RRSMFM

MFM Shinglestarter 7.2" X 33.5" Rolls (Carton Of 8 Rolls)



Sold by = CTN | Weight = 60 lb.








Roofing, Rubber Roofing, & Coatings / Rolled Roofing













Product Notes: 1 Sq roll, 39 3/4" x 33', 78 Lbs, 105 Mil Thickness












SBS Modified rubberized polymer, 10 Yr Limited Warranty

RRMAB	Antique Brown Rolled Roofing 1 Sq Roll Malarkey #350 (30)	
Sold by = ROLL Thickness = 8" Width = 8" Length = 39" Weight = 81 lb.		
RRMDW	Dove White Rolled Roofing 1 Sq Roll Malarkey #350 (30)	
Sold by = ROLL Thickness = 8" Width = 8" Length = 39" Weight = 81 lb.		
RRMMB	Midnight Black Rolled Roofing 1 Sq Roll Malarkey #350 (30)	
Sold by = ROLL Thickness = 8" Width = 8" Length = 39" Weight = 81 lb.		
RRMSB	Sienna Blend Rolled Roofing 1 Sq Roll Malarkey #350 (30)	
Sold by = ROLL Thickness = 8" Width = 8" Length = 39" Weight = 81 lb.		

RC5F	Fibrous Roof Coating-5 Gal. Blackjack (27)#6125-9-30 *Pail (STC)	
	Sold by = PAIL Weight = 42 lb.	
RC10BJ	1/10 Tube Wet-R-Dri Plastic Roof Cement 2172-9-66 (12) *Ctn (STC)	
	Sold by = CTN Weight = 12 lb.	
RC5W	5 Gal. Wet-R-Dri Plastic Roof Cement #6230 9 30 (27) *Pail (STC)	
	Sold by = PAIL Weight = 44 lb.	
RC1W	1 Gal. Wet-R-Dri Plastic Roof Cement (6) #6230-9-34 *Ctn (STC)	
	Sold by = CTN Weight = 62 lb.	
RC5C	Rolled Roofing Adhesive 5 Gal (27)#0365Ga Orangeorblue *Pail (STC)	
	Sold by = PAIL Weight = 48 lb.	

<p>RU4510100</p>	<p>.045 10'X100' EPDM Rubberall Roofing Membrane Sold by = ea Weight = 300 lb.</p>	
<p>RU451025</p>	<p>.045 10'X25' EPDM Rubberall Roofing Membrane (Short) Sold by = ea Weight = 75 lb.</p>	
<p>RU451050</p>	<p>.045 10'X50' EPDM Rubberall Roofing Membrane (Short) Sold by = ea Weight = 150 lb.</p>	
<p>RU45105011</p>	<p>.045 10'X50' EPDM Rubberall Roofing Membrane (11' Core) Sold by = ea Weight = 150 lb.</p>	
<p>RU4520100</p>	<p>.045 20'X100' EPDM Rubberall Roofing Membrane Sold by = ea Weight = 600 lb.</p>	
<p>RU452025</p>	<p>.045 20'X25' EPDM Rubberall Roofing Membrane (Short) Sold by = ea Weight = 150 lb.</p>	
<p>RU452050</p>	<p>.045 20'X50' EPDM Rubberall Roofing Membrane Sold by = ea Weight = 300 lb.</p>	
<p>RU45EZ</p>	<p>E-Zee Roll .045 5'X40' Self-Adhered EPDM Rubberall Roofing Membrane Sold by = ea Weight = 68 lb.</p>	
<p>RU6010100</p>	<p>.060 10'X100' EPDM Rubberall Roofing Membrane Sold by = ea Weight = 400 lb.</p>	
<p>RU601025</p>	<p>.060 10'X25' EPDM Rubberall Roofing Membrane (Short) Sold by = ea Weight = 100 lb.</p>	
<p>RU601050</p>	<p>.060 10'X50' EPDM Rubberall Roofing Membrane (Short) Sold by = ea Weight = 200 lb.</p>	
<p>RU60105011</p>	<p>.060 10'X50' EPDM Rubberall Roofing Membrane (11' Core) Sold by = ea Weight = 200 lb.</p>	

<p>RU6020100</p>	<p>.060 20'X100' EPDM Rubberall Roofing Membrane Sold by = ea Weight = 800 lb.</p>	
<p>RU602025</p>	<p>.060 20'X25' EPDM Rubberall Roofing Membrane (Short) Sold by = ea Weight = 200 lb.</p>	
<p>RU602050</p>	<p>.060 20'X50' EPDM Rubberall Roofing Membrane Sold by = ea Weight = 400 lb.</p>	
<p>RUAR</p>	<p>Rubber To Rubber Adhesive 1 Gal -Rubberall (4 Per Ctn) Sold by = ea Weight = 8 lb.</p>	
<p>RUAS1</p>	<p>Solvent Based Bonding Adhesive 1 Gallon Rubberall (4 Per Ctn) Sold by = ea Weight = 8 lb.</p>	
<p>RUAS5</p>	<p>Solvent Based Bonding Adhesive 5 Gallon Rubberall Sold by = ea Weight = 45 lb.</p>	
<p>RUAWB1</p>	<p>Water Based Bonding Adhesive 1 Gal -Rubberall (4 Per Ctn) Sold by = ea Weight = 8 lb.</p>	
<p>RUAWB5</p>	<p>Water Based Bonding Adhesive 5 Gallon Rubberall Sold by = ea Weight = 45 lb.</p>	
<p>RUC</p>	<p>Lap Caulk 10.1 Oz. Rubberall (25 Per Ctn) Sold by = ea Weight = 1 lb.</p>	
<p>RUCS5100</p>	<p>Cover Strip With Tape 5"X100' Rubberall (2 Per Ctn) Sold by = ea Weight = 20 lb.</p>	
<p>RUCS525</p>	<p>Cover Strip With Tape 5"X25' Rubberall (8 Per Ctn) Sold by = ea Weight = 5 lb.</p>	
<p>RUCS6100</p>	<p>CURED Cover Strip With Tape 6"X100' Rubberall 2/Ctn Sold by = ea Weight = 25 lb.</p>	

<p>RUFP</p>	<p>Uncured Flashing Patch 10 1/2"X 13 1/2" Rubberall(25) Sold by = ea Weight = 1 lb.</p>	
<p>RUHR</p>	<p>2" Hand Roller Rubberall (6 Per Ctn) Sold by = ea Weight = 2 lb.</p>	
<p>RUMCG</p>	<p>Membrane Cleaner Low Voc 1 Gallon Rubberall (4 Per Ctn) Sold by = ea Weight = 8 lb.</p>	
<p>RUMCQ</p>	<p>Membrane Cleaner Low Voc 1 Quart Rubberall (12 Per Ctn) Sold by = ea Weight = 2 lb.</p>	
<p>RUPB</p>	<p>Pipe Boots Peel & Stick 1" To 6 7/8" Rubberall (10 Per Ctn) Sold by = ea Weight = 1 lb.</p>	
<p>RURP3</p>	<p>3" Round Plates Rubberall (1,000 Ct) Sold by = ea Weight = 50 lb.</p>	
<p>RURPS6100</p>	<p>Reinforced Perimeter Strip 6"X100' Rubberall 2/Ctn Sold by = ea Weight = 20 lb.</p>	
<p>RURRD3</p>	<p>Rubberall 3" Retro-Fit Roof Drain Sold by = ea Weight = 5 lb.</p>	
<p>RUS2</p>	<p>#14 Drill Point Black Roofing Screw 2" 1000/Pail Sold by = ea Weight = 12 lb.</p>	
<p>RUS3</p>	<p>#14 Drill Point Black Roofing Screw 3" 1000/Pail Sold by = ea Weight = 18 lb.</p>	
<p>RUS314</p>	<p>3 1/4" Rubberall Screws 1000 CT Sold by = ea Weight = 18 lb.</p>	
<p>RUS4</p>	<p>#14 Drill Point Black Roofing Screw 4" 1000/Pail Sold by = ea Weight = 24 lb.</p>	

<p>RUS5</p>	<p>#14 Drill Point Black Roofing Screw 5" 1000/Pail Sold by = ea Weight = 30 lb.</p>	
<p>RUS6</p>	<p>#14 Drill Point Black Roofing Screw 6" 1000/Pail Sold by = ea Weight = 36 lb.</p>	
<p>RUSA3</p>	<p>#14 Screws & Plates 3" (Not Assembled) Rubberall 250 Ct Sold by = CTN Weight = 28 lb.</p>	
<p>RUSP</p>	<p>Scrub Pad Rubberall (24/Ctn) Sold by = ea Weight = 1 lb.</p>	
<p>RUST100</p>	<p>3"X100' Seam Tape Rubberall (6 Per Ctn) Sold by = ea Weight = 10 lb.</p>	
<p>RUST25</p>	<p>3"X25' Seam Tape Rubberall(16 Per Ctn) Sold by = ea Weight = 2.5 lb.</p>	
<p>RUST6100</p>	<p>6"X100' Seam Tape Rubberall (2 Per Ctn) Sold by = ea Weight = 20 lb.</p>	
<p>RUSTPPG</p>	<p>Rubberall High Tack Black Tape Primer - 1 Gallon (4/Ctn) Sold by = ea Weight = 8 lb.</p>	
<p>RUSTPQ</p>	<p>Rubberall High Tack Black Tape Primer 1 Qt Rubberall (12 Per Ctn) Sold by = ea Weight = 2 lb.</p>	
<p>RUTB10</p>	<p>10' Termination Bar Rubberall (50 Per Ctn) Sold by = ea Weight = 1 lb.</p>	
<p>RUUFS12100</p>	<p>12"X100' "Stretchable" Uncured Flashing Rubberall (2) Sold by = ea Weight = 25 lb.</p>	
<p>RUUFT1225</p>	<p>12"X25' Uncured Flashing With Tape Rubberal (4) Sold by = ea Weight = 10 lb.</p>	

RUUFT6100

6"X100' Uncured Flashing With Tape Rubberall (2)

Sold by = ea | Weight = 25 lb.











RUWC









Water Cut-Off Mastic 10.1 Oz Rubberall (25 Per Ctn)

Sold by = ea | Weight = 1 lb.



<p>TAMRAB</p>	<p>Tamko 12" Hip & Ridge Autumn Brown (33 lft) (42) Sold by = BDL Thickness = 2" Width = 12" Length = 37" Weight = 60 lb.</p>	
<p>TAMRBW</p>	<p>Tamko 12" Hip & Ridge Black Walnut (33 lft) (42) Sold by = BDL Thickness = 2" Width = 12" Length = 37" Weight = 60 lb.</p>	
<p>TAMRDS</p>	<p>Tamko 12" Hip & Ridge Desert Sand (33 lft) (42) Sold by = BDL Thickness = 3" Width = 13" Length = 39" Weight = 70 lb.</p>	
<p>TAMRHG</p>	<p>Tamko 12" Hip & Ridge Harvest Gold (33 lft) (42) (Disc when Gone) Sold by = BDL Thickness = 2" Width = 12" Length = 37" Weight = 60 lb.</p>	
<p>TAMRMS</p>	<p>Tamko 12" Hip & Ridge Mountain Slate (33 lft) (42) Sold by = BDL Thickness = 2" Width = 12" Length = 37" Weight = 60 lb.</p>	
<p>TAMRNT</p>	<p>Tamko 12" Hip & Ridge Natural Timber (33 lft) (42) Sold by = BDL Thickness = 2" Width = 12" Length = 37" Weight = 60 lb.</p>	
<p>TAMROEP</p>	<p>Tamko 12" Hip & Ridge Olde English Pewter (33 lft) (42) Sold by = BDL Thickness = 2" Width = 12" Length = 37" Weight = 60 lb.</p>	
<p>TAMROG</p>	<p>Tamko 12" Hip & Ridge Oxford Grey (33 lft) (42) Sold by = BDL Thickness = 3" Width = 13" Length = 39" Weight = 70 lb.</p>	
<p>TAMRPD</p>	<p>Tamko 12" Hip & Ridge Painted Desert (33 lft) (42) Sold by = BDL Thickness = 2" Width = 12" Length = 37" Weight = 60 lb.</p>	
<p>TAMRRBL</p>	<p>Tamko 12" Hip & Ridge Rustic Black (33 lft) (42) Sold by = BDL Thickness = 2" Width = 12" Length = 37" Weight = 60 lb.</p>	
<p>TAMRRC</p>	<p>Tamko 12" Hip & Ridge Rustic Cedar (33 lft) (42) Sold by = BDL Thickness = 2" Width = 12" Length = 37" Weight = 60 lb.</p>	
<p>TAMRRE</p>	<p>Tamko 12" Hip & Ridge Rustic Evergreen (33 lft) (42) Sold by = BDL Thickness = 2" Width = 12" Length = 37" Weight = 60 lb.</p>	

<p>TAMRRR</p>	<p>Tamko 12" Hip & Ridge Rustic Redwood (33 lft) (42) (Disc when Gone) Sold by = BDL Thickness = 2" Width = 12" Length = 37" Weight = 60 lb.</p>	
<p>TAMRRS</p>	<p>Tamko 12" Hip & Ridge Rustic Slate (33 lft) (42) Sold by = BDL Thickness = 2" Width = 12" Length = 37" Weight = 60 lb.</p>	
<p>TAMRTG</p>	<p>Tamko 12" Hip & Ridge Thunderstorm Grey (33 lft) (42) Sold by = BDL Thickness = 2" Width = 12" Length = 37" Weight = 60 lb.</p>	
<p>TAMRWW</p>	<p>Tamko 12" Hip & Ridge Weathered Wood (33 lft) (42) Sold by = BDL Thickness = 2" Width = 12" Length = 37" Weight = 60 lb.</p>	
<p>TAMS</p>	<p>Tamko 10" Shingle Starter (52) Sold by = BDL Thickness = 3" Width = 10" Length = 40" Weight = 60 lb.</p>	
<p>TAMTAB</p>	<p>Titan XT Autumn Brown Tamko Shingles 3/Sq (36) Sold by = BDL Thickness = 3" Width = 13" Length = 39" Weight = 70 lb.</p>	
<p>TAMTBW</p>	<p>Titan XT Black Walnut Tamko Shingles 3/Sq (36) Sold by = BDL Thickness = 3" Width = 13" Length = 39" Weight = 70 lb.</p>	
<p>TAMTDS</p>	<p>Titan XT Desert Sand Tamko Shingles 3/Sq (36) Sold by = BDL Thickness = 3" Width = 13" Length = 39" Weight = 70 lb.</p>	
<p>TAMTHG</p>	<p>Titan XT Harvest Gold Tamko Shingles 3/Sq (36) (Disc when Gone) Sold by = BDL Thickness = 3" Width = 13" Length = 39" Weight = 70 lb.</p>	
<p>TAMTMS</p>	<p>Titan XT Mountain Slate Tamko Shingles 3/Sq (36) Sold by = BDL Thickness = 3" Width = 13" Length = 39" Weight = 70 lb.</p>	
<p>TAMTNT</p>	<p>Titan XT Natural Timber Tamko Shingles 3/Sq (36) Sold by = BDL Thickness = 3" Width = 13" Length = 39" Weight = 70 lb.</p>	
<p>TAMTOEP</p>	<p>Titan XT Olde English Pewter Tamko Shingles 3/Sq (36) Sold by = BDL Thickness = 3" Width = 13" Length = 39" Weight = 70 lb.</p>	

<p>TAMTOG</p>	<p>Titan XT Oxford Grey Tamko Shingles 3/Sq (36) Sold by = BDL Thickness = 3" Width = 13" Length = 39" Weight = 70 lb.</p>	
<p>TAMTPD</p>	<p>Titan XT Painted Desert Tamko Shingles 3/Sq (36) Sold by = BDL Thickness = 3" Width = 13" Length = 39" Weight = 70 lb.</p>	
<p>TAMTRBL</p>	<p>Titan XT Rustic Black Tamko Shingles 3/Sq (36) Sold by = BDL Thickness = 3" Width = 13" Length = 39" Weight = 70 lb.</p>	
<p>TAMTRC</p>	<p>Titan XT Rustic Cedar Tamko Shingles (3/36) Sold by = BDL Thickness = 3" Width = 13" Length = 39" Weight = 70 lb.</p>	
<p>TAMTRE</p>	<p>Titan XT Rustic Evergreen Tamko Shingles 3/Sq (36) Sold by = BDL Thickness = 3" Width = 13" Length = 39" Weight = 70 lb.</p>	
<p>TAMTRS</p>	<p>Titan XT Rustic Slate Tamko Shingles 3/Sq (36) Sold by = BDL Thickness = 3" Width = 13" Length = 39" Weight = 70 lb.</p>	
<p>TAMTTG</p>	<p>Titan XT Thunder Storm Grey Tamko Shingles 3/Sq (36) Sold by = BDL Thickness = 3" Width = 13" Length = 39" Weight = 70 lb.</p>	
<p>TAMTWW</p>	<p>Titan XT Weathered Wood Tamko Shingles 3/Sq (36) Sold by = BDL Thickness = 3" Width = 13" Length = 39" Weight = 70 lb.</p>	

Roofing, Rubber Roofing, & Coatings / Underlayment

Product Notes: Luan: Meranti face and back, Meranti core 3-ply ext. glue

Sureply Premium Underlayment: 5-Ply - Void Free - 10-Year Full Replacement Warranty

SPLY	Sureply Premium 5-Ply Underlayment (50) 1/4" 4X8 - Exterior Glued Void Free	
-------------	--	---

Sold by = ea | Thickness = 0.25" Width = 48" Length = 96" Weight = 23 lb.

LU	Luan Underlayment 4'X8' 5.2Mm (115) 3-Ply Exterior Glued	
-----------	---	---

Sold by = ea | Thickness = 0.25" Width = 48" Length = 96" Weight = 16.5 lb.













Siding, Accessories & Siding Tools / Certainteed Vinyl Siding

Product Notes: Rough Cedar Finish - 34 Panels/Ctn - 2 Sq/Ctn - .052 Thickness

12' Length - 10" Exposure - Woodgrain Finish - 20 Panels/Ctn - 2 Sq/Ctn - .046 Thickness - Use 1/2" J-Channel

Mainstreet D-4: 12'6" Length - 8" Exposure - Woodgrain Finish - 24 Panels/Ctn - 2 Sq/Ctn - .042" Thickness

Mainstreet D-5: 12' Length - 10" Exposure - Woodgrain Finish - 20 Panels/Ctn - 2 Sq/Ctn - .042" Thickness 48" Length - 14" Exposure - Cedar Grain Finish - 11 Panels/Ctn - 1/2 Sq/Ctn - Proj. 3/4"

CVBB7C	Certainteed Single 7"X10' Board & Batten Colonial White (2 Sq/Ctn) #3413601	
	Sold by = CTN Length = 120" Weight = 112 lb.	
CVBB7CH	Certainteed Single 7"X10' Board & Batten Charcoal Gray (2 Sq/Ctn) #3413646	
	Sold by = CTN Length = 120" Weight = 112 lb.	
CVBB7DM	Certainteed Single 7"X10' Board & Batten Deep Mineral (2 Sq/Ctn) #3413622	
	Sold by = CTN Length = 120" Weight = 112 lb.	
CVBB7ES	Certainteed Single 7"X10' Board & Batten Espresso (2 Sq/Ctn) #3413643	
	Sold by = CTN Length = 120" Weight = 112 lb.	
CVBB7FO	Certainteed Single 7"X10' Board & Batten Forest (2 Sq/Ctn) #3413647	
	Sold by = CTN Length = 120" Weight = 112 lb.	
CVBB7MBL	Certainteed Single 7"X10' Board & Batten Midnight Blue (2 Sq/Ctn) #3413645	
	Sold by = CTN Length = 120" Weight = 112 lb.	
CVBB7N	Certainteed Single 7"X10' Board & Batten Natural Clay (2 Sq/Ctn) #3413660	
	Sold by = CTN Length = 120" Weight = 112 lb.	
CVBB7PB	Certainteed Single 7"X10' Board & Batten Pacific Blue (2 Sq/Ctn) #3413627 **CLOUD**	
	Sold by = CTN Length = 120" Weight = 112 lb.	
CVBB7SAB	Certainteed Single 7"X10' Board & Batten Sable Brown (2 Sq/Ctn) #3413629 **CLOUD**	
	Sold by = CTN Length = 120" Weight = 112 lb.	
CVBB7SL	Certainteed Single 7"X10' Board & Batten Slate (2 Sq/Ctn) #3413644	
	Sold by = CTN Length = 120" Weight = 112 lb.	
CVBB7SMG	Certainteed Single 7"X10' Board & Batten Smokey Gray (2 Sq/Ctn) #3413683	
	Sold by = CTN Length = 120" Weight = 112 lb.	
CVBB7TU	Certainteed Single 7"X10' Board & Batten Tuxedo (2 Sq/Ctn) #3413656	
	Sold by = CTN Length = 120" Weight = 112 lb.	













Siding, Accessories & Siding Tools / Certainteed Vinyl Siding

Product Notes: Rough Cedar Finish - 34 Panels/Ctn - 2 Sq/Ctn - .052 Thickness

12' Length - 10" Exposure - Woodgrain Finish - 20 Panels/Ctn - 2 Sq/Ctn - .046 Thickness - Use 1/2" J-Channel

Mainstreet D-4: 12'6" Length - 8" Exposure - Woodgrain Finish - 24 Panels/Ctn - 2 Sq/Ctn - .042" Thickness

Mainstreet D-5: 12' Length - 10" Exposure - Woodgrain Finish - 20 Panels/Ctn - 2 Sq/Ctn - .042" Thickness 48" Length - 14" Exposure - Cedar Grain Finish - 11 Panels/Ctn - 1/2 Sq/Ctn - Proj. 3/4"

CVD7AR	Certainteed D-7 Straight Edge Perfection Shingles Autumn Red #3014423 Sold by = CTN Length = 48" Weight = 42 lb.	
CVD7C	Certainteed D-7 "Straight Edge" Perfection Shingles Colonial White #3014401 Sold by = CTN Length = 48" Weight = 42 lb.	
CVD7CH	Certainteed D-7 "Straight Edge" Perfection Shingles Charcoal Gray #3014446 Sold by = CTN Length = 48" Weight = 42 lb.	
CVD7FO	Certainteed D-7 "Straight Edge" Perfection Shingles Forest #3014447 Sold by = CTN Length = 48" Weight = 42 lb.	
CVD7HS	Certainteed D-7 "Straight Edge" Perfection Shingles Hearthstone #3014419 Sold by = CTN Length = 48" Weight = 42 lb.	
CVD7MBL	Certainteed D-7 "Straight Edge" Perfection Shingles Midnight Blue #3014445 Sold by = CTN Length = 48" Weight = 42 lb.	
CVD7MC	Certainteed D-7 "Straight Edge" Perfection Shingles Mountain Cedar #3014417 (DISC.) Sold by = CTN Length = 48" Weight = 42 lb.	
CVD7N	Certainteed D-7 "Straight Edge" Perfection Shingles Natural Clay #3014460 Sold by = CTN Length = 48" Weight = 42 lb.	
CVD7S	Certainteed D-7 "Straight Edge" Perfection Shingles Sterling Gray #3014433 Sold by = CTN Length = 48" Weight = 42 lb.	
CVD7SAB	Certainteed D-7 "Straight Edge" Perfection Shingles Sable Brown #3014429 Sold by = CTN Length = 48" Weight = 42 lb.	
CVD7SMG	Certainteed D-7 "Straight Edge" Perfection Shingles Smokey Gray #3014483 Sold by = CTN Length = 48" Weight = 42 lb.	
CVD7SP	Certainteed D-7 "Straight Edge" Perfection Shingles Spruce #3014416 Sold by = CTN Length = 48" Weight = 42 lb.	













Siding, Accessories & Siding Tools / Certainteed Vinyl Siding

Product Notes: Rough Cedar Finish - 34 Panels/Ctn - 2 Sq/Ctn - .052 Thickness

12' Length - 10" Exposure - Woodgrain Finish - 20 Panels/Ctn - 2 Sq/Ctn - .046 Thickness - Use 1/2" J-Channel

Mainstreet D-4: 12'6" Length - 8" Exposure - Woodgrain Finish - 24 Panels/Ctn - 2 Sq/Ctn - .042" Thickness

Mainstreet D-5: 12' Length - 10" Exposure - Woodgrain Finish - 20 Panels/Ctn - 2 Sq/Ctn - .042" Thickness 48" Length - 14" Exposure - Cedar Grain Finish - 11 Panels/Ctn - 1/2 Sq/Ctn - Proj. 3/4"

CVD7STAAR	Certainteed D-7 "Staggered Edge" Perfection Shingles Autumn Red #3014323 Sold by = CTN Length = 48" Weight = 42 lb.	
CVD7STACH	Certainteed D-7 "Staggered Edge" Perfection Shingles Charcoal Gray #3014346 Sold by = CTN Length = 48" Weight = 42 lb.	
CVD7STAFO	Certainteed D-7 "Staggered Edge" Perfection Shingles Forest #3014347 Sold by = CTN Length = 48" Weight = 42 lb.	
CVD7STAHS	Certainteed D-7 "Staggered Edge" Perfection Shingles Hearthstone #3014319 Sold by = CTN Length = 48" Weight = 42 lb.	
CVD7STAMC	Certainteed D-7 "Staggered Edge" Perfection Shingles Mountain Cedar #3014317 Sold by = CTN Length = 48" Weight = 42 lb.	
CVD7STAN	Certainteed D-7 "Staggered Edge" Perfection Shingles Natural Clay #3014360 Sold by = CTN Length = 48" Weight = 42 lb.	
CVD7STASAB	Certainteed D-7 "Staggered Edge" Perfection Shingles Sable Brown #3014329 Sold by = CTN Length = 48" Weight = 44 lb.	
CVD7STASP	Certainteed D-7 "Staggered Edge" Perfection Shingles Spruce #3014316 Sold by = CTN Length = 48" Weight = 44 lb.	
CVD7TU	Certainteed D-7 "Straight Edge" Perfection Shingles Tuxedo #3014456 Sold by = CTN Length = 48" Weight = 42 lb.	
CVD9AR	Certainteed D-9 "Staggered Edge" Rough-Split Shakes Autumn Red #3013623 Sold by = CTN Length = 48" Weight = 50 lb.	
CVD9BU	Certainteed D-9 "Staggered Edge" Rough-Split Shakes Buckskin #3013641 Sold by = CTN Length = 48" Weight = 50 lb.	
CVD9C	Certainteed D-9 "Staggered Edge" Rough-Split Shakes Colonial White #3013601 Sold by = CTN Length = 48" Weight = 50 lb.	













Siding, Accessories & Siding Tools / Certainteed Vinyl Siding

Product Notes: Rough Cedar Finish - 34 Panels/Ctn - 2 Sq/Ctn - .052 Thickness

12' Length - 10" Exposure - Woodgrain Finish - 20 Panels/Ctn - 2 Sq/Ctn - .046 Thickness - Use 1/2" J-Channel

Mainstreet D-4: 12'6" Length - 8" Exposure - Woodgrain Finish - 24 Panels/Ctn - 2 Sq/Ctn - .042" Thickness

Mainstreet D-5: 12' Length - 10" Exposure - Woodgrain Finish - 20 Panels/Ctn - 2 Sq/Ctn - .042" Thickness 48" Length - 14" Exposure - Cedar Grain Finish - 11 Panels/Ctn - 1/2 Sq/Ctn - Proj. 3/4"

CVD9CH	Certainteed D-9 "Staggered Edge" Rough-Split Shakes Charcoal Gray #3013646 Sold by = CTN Length = 48" Weight = 50 lb.	
CVD9FO	Certainteed D-9 "Staggered Edge" Rough-Split Shakes Forest #3013647 Sold by = CTN Length = 48" Weight = 50 lb.	
CVD9FS	Certainteed D-9 "Staggered Edge" Rough-Split Shakes Flagstone #3013697 Sold by = CTN Length = 48" Weight = 50 lb.	
CVD9HS	Certainteed D-9 "Staggered Edge" Rough-Split Shakes Hearthstone #3013619 Sold by = CTN Length = 48" Weight = 50 lb.	
CVD9MC	Certainteed D-9 "Staggered Edge" Rough-Split Shakes Mountain Cedar #3013617 Sold by = CTN Length = 48" Weight = 50 lb.	
CVD9N	Certainteed D-9 "Staggered Edge" Rough-Split Shakes Natural Clay#3013660 Sold by = CTN Length = 48" Weight = 50 lb.	
CVD9PB	Certainteed D-9 "Staggered Edge" Rough-Split Shakes Pacific Blue#3013627 Sold by = CTN Length = 48" Weight = 50 lb.	
CVD9S	Certainteed D-9 "Staggered Edge" Rough-Split Shakes Sterling Gray#3013633 Sold by = CTN Length = 48" Weight = 50 lb.	
CVD9SAB	Certainteed D-9 "Staggered Edge" Rough-Split Shakes Sable Brown #3013629 Sold by = CTN Length = 48" Weight = 50 lb.	
CVD9SAV	Certainteed D-9 "Staggered Edge" Rough-Split Shakes Savannah Wicker #3013659 Sold by = CTN Length = 48" Weight = 50 lb.	
CVD9SP	Certainteed D-9 "Staggered Edge" Rough-Split Shakes Spruce #3013616 Sold by = CTN Length = 48" Weight = 50 lb.	
CVIRSC	Ironmax D-5 "Solid Soffit And Vertical Siding" Colonial White Siding #4720101 (10/Sq) Sold by = PC Length = 144" Weight = 5 lb.	













Siding, Accessories & Siding Tools / Certainteed Vinyl Siding

Product Notes: Rough Cedar Finish - 34 Panels/Ctn - 2 Sq/Ctn - .052 Thickness

12' Length - 10" Exposure - Woodgrain Finish - 20 Panels/Ctn - 2 Sq/Ctn - .046 Thickness - Use 1/2" J-Channel

Mainstreet D-4: 12'6" Length - 8" Exposure - Woodgrain Finish - 24 Panels/Ctn - 2 Sq/Ctn - .042" Thickness

Mainstreet D-5: 12' Length - 10" Exposure - Woodgrain Finish - 20 Panels/Ctn - 2 Sq/Ctn - .042" Thickness 48" Length - 14" Exposure - Cedar Grain Finish - 11 Panels/Ctn - 1/2 Sq/Ctn - Proj. 3/4"

<p>CVIRVC</p>	<p>Ironmax D-5 "Fully-Vented Soffit (Soffit Only)" Colonial White #4720501 (10/Sq) Sold by = PC Length = 144" Weight = 5 lb.</p>	
<p>CVMA4AR</p>	<p>Certainteed D-4 Mainstreet Autumn Red #3911023 12/Sq Sold by = PC Length = 144" Weight = 4 lb.</p>	
<p>CVMA4AY</p>	<p>Certainteed D-4 Mainstreet Autumn Yellow #3911010 12/Sq Sold by = PC Length = 144" Weight = 4 lb.</p>	
<p>CVMA4C</p>	<p>Certainteed D-4 Mainstreet Colonial White #3911001 12/Sq Sold by = PC Length = 144" Weight = 4 lb.</p>	
<p>CVMA4CH</p>	<p>Certainteed D-4 Mainstreet Charcoal Gray #3911046B 12/Sq Sold by = PC Length = 144" Weight = 4 lb.</p>	
<p>CVMA4CS</p>	<p>Certainteed D-4 Mainstreet Castle Stone #3911037 12/Sq Sold by = PC Length = 144" Weight = 4 lb.</p>	
<p>CVMA4CY</p>	<p>Certainteed D-4 Mainstreet Cypress #3911042 12/Sq Sold by = PC Length = 144" Weight = 4 lb.</p>	
<p>CVMA4D</p>	<p>Certainteed D-4 Mainstreet Desert Tan #3911007 12/Sq Sold by = PC Length = 144" Weight = 4 lb.</p>	
<p>CVMA4FO</p>	<p>Certainteed D-4 Mainstreet Forest #3911047 12/Sq Sold by = PC Length = 144" Weight = 4 lb.</p>	
<p>CVMA4FS</p>	<p>Certainteed D-4 Mainstreet Flagstone #3911097 12/Sq Sold by = PC Length = 144" Weight = 4 lb.</p>	
<p>CVMA4GG</p>	<p>Certainteed D-4 Mainstreet Granite Gray #3911034 12/Sq Sold by = PC Length = 144" Weight = 4 lb.</p>	
<p>CVMA4HC</p>	<p>Certainteed D-4 Mainstreet Heritage Cream #3911011 12/Sq Sold by = PC Length = 144" Weight = 4 lb.</p>	













Siding, Accessories & Siding Tools / Certainteed Vinyl Siding

Product Notes: Rough Cedar Finish - 34 Panels/Ctn - 2 Sq/Ctn - .052 Thickness

12' Length - 10" Exposure - Woodgrain Finish - 20 Panels/Ctn - 2 Sq/Ctn - .046 Thickness - Use 1/2" J-Channel

Mainstreet D-4: 12'6" Length - 8" Exposure - Woodgrain Finish - 24 Panels/Ctn - 2 Sq/Ctn - .042" Thickness

Mainstreet D-5: 12' Length - 10" Exposure - Woodgrain Finish - 20 Panels/Ctn - 2 Sq/Ctn - .042" Thickness 48" Length - 14" Exposure - Cedar Grain Finish - 11 Panels/Ctn - 1/2 Sq/Ctn - Proj. 3/4"

CVMA4HS	Certainteed D-4 Mainstreet Hearthstone #3911019 12/Sq Sold by = PC Length = 144" Weight = 4 lb.	
CVMA4N	Certainteed D-4 Mainstreet Natural Clay #3911060 12/Sq Sold by = PC Length = 144" Weight = 4 lb.	
CVMA4O	Certainteed D-4 Mainstreet Oxford Blue #3911032 12/Sq Sold by = PC Length = 144" Weight = 4 lb.	
CVMA4PB	Certainteed D-4 Mainstreet Pacific Blue #3911027B 12/Sq Sold by = PC Length = 144" Weight = 4 lb.	
CVMA4S	Certainteed D-4 Mainstreet Sterling Gray #3911033 12/Sq Sold by = PC Length = 144" Weight = 4 lb.	
CVMA4SAB	Certainteed D-4 Mainstreet Sable Brown #3911029 12/Sq Sold by = PC Length = 144" Weight = 4 lb.	
CVMA4SAV	Certainteed D-4 Mainstreet Savannah Wicker #3911059 12/Sq Sold by = PC Length = 144" Weight = 4 lb.	
CVMA4SB	Certainteed D-4 Mainstreet Sandstone Beige #3911015 12/Sq Sold by = PC Length = 144" Weight = 4 lb.	
CVMA4SG	Certainteed D-4 Mainstreet Seagrass #3911030 12/Sq Sold by = PC Length = 144" Weight = 4 lb.	
CVMA4SP	Certainteed D-4 Mainstreet Spruce #3911016 12/Sq Sold by = PC Length = 144" Weight = 4 lb.	
CVMA5C	Certainteed D-5 Mainstreet Colonial White #3912201 10/Sq Sold by = PC Length = 144" Weight = 5 lb.	
CVMA5CH	Certainteed D-5 Mainstreet Charcoal Gray #3912246B 10/Sq Sold by = PC Length = 144" Weight = 5 lb.	













Siding, Accessories & Siding Tools / Certainteed Vinyl Siding

Product Notes: Rough Cedar Finish - 34 Panels/Ctn - 2 Sq/Ctn - .052 Thickness

12' Length - 10" Exposure - Woodgrain Finish - 20 Panels/Ctn - 2 Sq/Ctn - .046 Thickness - Use 1/2" J-Channel

Mainstreet D-4: 12'6" Length - 8" Exposure - Woodgrain Finish - 24 Panels/Ctn - 2 Sq/Ctn - .042" Thickness

Mainstreet D-5: 12' Length - 10" Exposure - Woodgrain Finish - 20 Panels/Ctn - 2 Sq/Ctn - .042" Thickness 48" Length - 14" Exposure - Cedar Grain Finish - 11 Panels/Ctn - 1/2 Sq/Ctn - Proj. 3/4"

<p>CVMA5CY</p>	<p>Certainteed D-5 Mainstreet Cypress #3912242 10/Sq Sold by = PC Length = 144" Weight = 5 lb.</p>	
<p>CVMA5D</p>	<p>Certainteed D-5 Mainstreet Desert Tan #3912207 10/Sq Sold by = PC Length = 144" Weight = 5 lb.</p>	
<p>CVMA5FS</p>	<p>Certainteed D-5 Mainstreet Flagstone #3912297 10/Sq Sold by = PC Length = 144" Weight = 5 lb.</p>	
<p>CVMA5GG</p>	<p>Certainteed D-5 Mainstreet Granite Gray #3912234 10/Sq Sold by = PC Length = 144" Weight = 5 lb.</p>	
<p>CVMA5HC</p>	<p>Certainteed D-5 Mainstreet Heritage Cream #3912211 10/Sq Sold by = PC Length = 144" Weight = 5 lb.</p>	
<p>CVMA5LM</p>	<p>Certainteed D-5 Mainstreet Light Maple #3912255 10/Sq (Disc when Gone) Sold by = PC Length = 144" Weight = 5 lb.</p>	
<p>CVMA5N</p>	<p>Certainteed D-5 Mainstreet Natural Clay #3912260 10/Sq Sold by = PC Length = 144" Weight = 5 lb.</p>	
<p>CVMA5O</p>	<p>Certainteed D-5 Mainstreet Oxford Blue #3912232 10/Sq Sold by = PC Length = 144" Weight = 5 lb.</p>	
<p>CVMA5S</p>	<p>Certainteed D-5 Mainstreet Sterling Gray #3912233 10/Sq Sold by = PC Length = 144" Weight = 5 lb.</p>	
<p>CVMA5SAV</p>	<p>Certainteed D-5 Mainstreet Savannah Wicker #3912259 10/Sq Sold by = PC Length = 144" Weight = 5 lb.</p>	
<p>CVMA8C</p>	<p>Certainteed Single 8" Clapboard Colonial White #3910401 12/Sq (STC) Sold by = PC Length = 144" Weight = 5 lb.</p>	
<p>CVMG4AR</p>	<p>Certainteed D-4 Monogram Autumn Red #3311023 12/Sq Sold by = PC Length = 144" Weight = 5 lb.</p>	

Siding, Accessories & Siding Tools / Certainteed Vinyl Siding













Product Notes: Rough Cedar Finish - 34 Panels/Ctn - 2 Sq/Ctn - .052 Thickness

12' Length - 10" Exposure - Woodgrain Finish - 20 Panels/Ctn - 2 Sq/Ctn - .046 Thickness - Use 1/2" J-Channel

Mainstreet D-4: 12'6" Length - 8" Exposure - Woodgrain Finish - 24 Panels/Ctn - 2 Sq/Ctn - .042" Thickness

Mainstreet D-5: 12' Length - 10" Exposure - Woodgrain Finish - 20 Panels/Ctn - 2 Sq/Ctn - .042" Thickness 48" Length - 14" Exposure -

Cedar Grain Finish - 11 Panels/Ctn - 1/2 Sq/Ctn - Proj. 3/4"

CVMG4ARBB	Certainteed D-4 Monogram Arbor Blend #3310157 12/Sq	
	Sold by = PC Length = 144" Weight = 5 lb.	
CVMG4BS	Certainteed D-4 Monogram Brownstone #3311040 12/Sq	
	Sold by = PC Length = 144" Weight = 5 lb.	
CVMG4BU	Certainteed D-4 Monogram Buckskin #3311041 12/Sq (DISCONTINUED. 2024)	
	Sold by = PC Length = 144" Weight = 5 lb.	
CVMG4C	Certainteed D-4 Monogram Colonial White #3311001 12/Sq	
	Sold by = PC Length = 144" Weight = 5 lb.	
CVMG4CH	Certainteed D-4 Monogram Charcoal Gray #3311046B 12/Sq	
	Sold by = PC Length = 144" Weight = 5 lb.	
CVMG4CS	Certainteed D-4 Monogram Castle Stone #3311037 12/Sq	
	Sold by = PC Length = 144" Weight = 5 lb.	
CVMG4CY	Certainteed D-4 Monogram Cypress #3311042 12/Sq	
	Sold by = PC Length = 144" Weight = 5 lb.	
CVMG4D	Certainteed D-4 Monogram Desert Tan #3311007 12/Sq	
	Sold by = PC Length = 144" Weight = 5 lb.	
CVMG4DM	Certainteed D-4 Monogram Deep Mineral #3311022 12/Sq	
	Sold by = PC Length = 144" Weight = 5 lb.	
CVMG4ES	Certainteed D-4 Monogram Espresso #3311043 12/Sq	
	Sold by = PC Length = 144" Weight = 5 lb.	
CVMG4FB	Certainteed D-4 Monogram Frontier Blend #3310151 12/Sq	
	Sold by = PC Length = 144" Weight = 5 lb.	
CVMG4FO	Certainteed D-4 Monogram Forest #3311047 12/Sq	
	Sold by = PC Length = 144" Weight = 5 lb.	













Siding, Accessories & Siding Tools / Certainteed Vinyl Siding

Product Notes: Rough Cedar Finish - 34 Panels/Ctn - 2 Sq/Ctn - .052 Thickness

12' Length - 10" Exposure - Woodgrain Finish - 20 Panels/Ctn - 2 Sq/Ctn - .046 Thickness - Use 1/2" J-Channel

Mainstreet D-4: 12'6" Length - 8" Exposure - Woodgrain Finish - 24 Panels/Ctn - 2 Sq/Ctn - .042" Thickness

Mainstreet D-5: 12' Length - 10" Exposure - Woodgrain Finish - 20 Panels/Ctn - 2 Sq/Ctn - .042" Thickness 48" Length - 14" Exposure - Cedar Grain Finish - 11 Panels/Ctn - 1/2 Sq/Ctn - Proj. 3/4"

CVMG4FS	Certainteed D-4 Monogram Flagstone #3311097 12/Sq Sold by = PC Length = 144" Weight = 5 lb.	
CVMG4GG	Certainteed D-4 Monogram Granite Gray #3311034 12/Sq Sold by = PC Length = 144" Weight = 5 lb.	
CVMG4HC	Certainteed D-4 Monogram Heritage Cream #3311011 12/Sq Sold by = PC Length = 144" Weight = 5 lb.	
CVMG4HE	Certainteed D-4 Monogram Herringbone #3311004 12/Sq Sold by = PC Length = 144" Weight = 5 lb.	
CVMG4HS	Certainteed D-4 Monogram Hearthstone #3311019 12/Sq (Discontinued 2024) Sold by = PC Length = 144" Weight = 5 lb.	
CVMG4LM	Certainteed D-4 Monogram Light Maple #3311055 12/Sq (Disc when Gone 2024) Sold by = PC Length = 144" Weight = 5 lb.	
CVMG4MBL	Certainteed D-4 Monogram Midnight Blue #3311045 12/Sq Sold by = PC Length = 144" Weight = 5 lb.	
CVMG4ME	Certainteed D-4 Monogram Melrose #3311039 12/Sq Sold by = PC Length = 144" Weight = 5 lb.	
CVMG4N	Certainteed D-4 Monogram Natural Clay #3311060 12/Sq Sold by = PC Length = 144" Weight = 5 lb.	
CVMG4O	Certainteed D-4 Monogram Oxford Blue #3311032 12/Sq Sold by = PC Length = 144" Weight = 5 lb.	
CVMG4PB	Certainteed D-4 Monogram Pacific Blue #3311027B 12/Sq Sold by = PC Length = 144" Weight = 5 lb.	
CVMG4S	Certainteed D-4 Monogram Sterling Gray #3311033 12/Sq Sold by = PC Length = 144" Weight = 5 lb.	













Siding, Accessories & Siding Tools / Certainteed Vinyl Siding

Product Notes: Rough Cedar Finish - 34 Panels/Ctn - 2 Sq/Ctn - .052 Thickness

12' Length - 10" Exposure - Woodgrain Finish - 20 Panels/Ctn - 2 Sq/Ctn - .046 Thickness - Use 1/2" J-Channel

Mainstreet D-4: 12'6" Length - 8" Exposure - Woodgrain Finish - 24 Panels/Ctn - 2 Sq/Ctn - .042" Thickness

Mainstreet D-5: 12' Length - 10" Exposure - Woodgrain Finish - 20 Panels/Ctn - 2 Sq/Ctn - .042" Thickness 48" Length - 14" Exposure - Cedar Grain Finish - 11 Panels/Ctn - 1/2 Sq/Ctn - Proj. 3/4"

CVMG4SAB	Certainteed D-4 Monogram Sable Brown #3311029 12/Sq Sold by = PC Length = 144" Weight = 5 lb.	
CVMG4SAV	Certainteed D-4 Monogram Savannah Wicker #3311059 12/Sq Sold by = PC Length = 144" Weight = 5 lb.	
CVMG4SG	Certainteed D-4 Monogram Seagrass #3311030 12/Sq Sold by = PC Length = 144" Weight = 5 lb.	
CVMG4SL	Certainteed D-4 Monogram Slate #3311044 12/Sq Sold by = PC Length = 144" Weight = 5 lb.	
CVMG4SMG	Certainteed D-4 Monogram Smokey Gray #3311083 12/Sq Sold by = PC Length = 144" Weight = 4.6 lb.	
CVMG4SP	Certainteed D-4 Monogram Spruce #3311016 12/Sq Sold by = PC Length = 144" Weight = 5 lb.	
CVMG4SPA	Certainteed D-4 Monogram Sparrow #3311058 12/Sq Sold by = PC Length = 144" Weight = 5 lb.	
CVMG4TU	Certainteed D-4 Monogram Tuxedo #3311056 12/Sq Sold by = PC Length = 144" Weight = 4.6 lb.	
CVMG4WB	Certainteed D-4 Monogram Weathered Blend #3310153 12/Sq Sold by = PC Length = 144" Weight = 5 lb.	
CVMG5AR	Certainteed D-5 Monogram Autumn Red #3312223 10/Sq Sold by = PC Length = 144" Weight = 5.5 lb.	
CVMG5C	Certainteed D-5 Monogram Colonial White #3312201 10/Sq Sold by = PC Length = 144" Weight = 5.5 lb.	
CVMG5CH	Certainteed D-5 Monogram Charcoal Gray #3312246B 10/Sq Sold by = PC Length = 144" Weight = 5.5 lb.	













Siding, Accessories & Siding Tools / Certainteed Vinyl Siding

Product Notes: Rough Cedar Finish - 34 Panels/Ctn - 2 Sq/Ctn - .052 Thickness

12' Length - 10" Exposure - Woodgrain Finish - 20 Panels/Ctn - 2 Sq/Ctn - .046 Thickness - Use 1/2" J-Channel

Mainstreet D-4: 12'6" Length - 8" Exposure - Woodgrain Finish - 24 Panels/Ctn - 2 Sq/Ctn - .042" Thickness

Mainstreet D-5: 12' Length - 10" Exposure - Woodgrain Finish - 20 Panels/Ctn - 2 Sq/Ctn - .042" Thickness 48" Length - 14" Exposure - Cedar Grain Finish - 11 Panels/Ctn - 1/2 Sq/Ctn - Proj. 3/4"

CVMG5FO	Certainteed D-5 Monogram Forest #3312247 10/Sq Sold by = PC Length = 144" Weight = 5.5 lb.	
CVMG5FS	Certainteed D-5 Monogram Flagstone #3312297 10/Sq Sold by = PC Length = 144" Weight = 5.5 lb.	
CVMG5N	Certainteed D-5 Monogram Natural Clay #3312260 10/Sq Sold by = PC Length = 144" Weight = 5.5 lb.	
CVMG5PB	Certainteed D-5 Monogram Pacific Blue #3312227B 10/Sq Sold by = PC Length = 144" Weight = 5.5 lb.	
CVMG5S	Certainteed D-5 Monogram Sterling Gray #3312233 10/Sq Sold by = PC Length = 144" Weight = 5.5 lb.	
CVMG5SAB	Certainteed D-5 Monogram Sable Brown #3312229 10/Sq Sold by = PC Length = 144" Weight = 5.5 lb.	
CVMG5SAV	Certainteed D-5 Monogram Savannah Wicker #3312259 10/Sq Sold by = PC Length = 144" Weight = 5.5 lb.	
CVMG5SMG	Certainteed D-5 Monogram Smokey Gray #3312283 10/Sq Sold by = PC Length = 144" Weight = 5.5 lb.	
CVMGS5AR	Certainteed D-5 "Dutchlap" Monogram Autumn Red #3312523 10/Sq Sold by = PC Length = 144" Weight = 5.5 lb.	
CVMGS5ARBB	Certainteed D-5 "Dutchlap" Monogram Arbor Blend #3310357 10/Sq Sold by = PC Length = 144" Weight = 5.5 lb.	
CVMGS5C	Certainteed D-5 "Dutchlap" Monogram Colonial White #3312501 10/Sq Sold by = PC Length = 144" Weight = 5.5 lb.	
CVMGS5CH	Certainteed D-5 "Dutchlap" Monogram Charcoal Gray #3312546B 10/Sq Sold by = PC Length = 144" Weight = 5.5 lb.	













Siding, Accessories & Siding Tools / Certainteed Vinyl Siding

Product Notes: Rough Cedar Finish - 34 Panels/Ctn - 2 Sq/Ctn - .052 Thickness

12' Length - 10" Exposure - Woodgrain Finish - 20 Panels/Ctn - 2 Sq/Ctn - .046 Thickness - Use 1/2" J-Channel

Mainstreet D-4: 12'6" Length - 8" Exposure - Woodgrain Finish - 24 Panels/Ctn - 2 Sq/Ctn - .042" Thickness

Mainstreet D-5: 12' Length - 10" Exposure - Woodgrain Finish - 20 Panels/Ctn - 2 Sq/Ctn - .042" Thickness 48" Length - 14" Exposure - Cedar Grain Finish - 11 Panels/Ctn - 1/2 Sq/Ctn - Proj. 3/4"

CVMGS5CY	Certainteed D-5 "Dutchlap" Monogram Cypress #3312542 10/Sq Sold by = PC Length = 144" Weight = 5.5 lb.	
CVMGS5D	Certainteed D-5 "Dutchlap" Monogram Desert Tan #3312507 10/Sq Sold by = PC Length = 144" Weight = 5.5 lb.	
CVMGS5FB	Certainteed D-5 "Dutchlap" Monogram Frontier Blend #3310351 10/Sq Sold by = PC Length = 144" Weight = 5.5 lb.	
CVMGS5FO	Certainteed D-5 "Dutchlap" Monogram Forest #3312547 10/Sq Sold by = PC Length = 144" Weight = 5.5 lb.	
CVMGS5FS	Certainteed D-5 "Dutchlap" Monogram Flagstone #3312597 10/Sq Sold by = PC Length = 144" Weight = 5.5 lb.	
CVMGS5GG	Certainteed D-5 "Dutchlap" Monogram Granite Gray #3312534 10/Sq Sold by = PC Length = 144" Weight = 5.5 lb.	
CVMGS5HC	Certainteed D-5 "Dutchlap" Monogram Heritage Cream #3312511 10/Sq Sold by = PC Length = 144" Weight = 5.5 lb.	
CVMGS5LM	Certainteed D-5 "Dutchlap" Monogram Light Maple #3312555 10/Sq (Discontinued 2024) Sold by = PC Length = 144" Weight = 5.5 lb.	
CVMGS5MBL	Certainteed D-5 "Dutchlap" Monogram Midnight Blue #3312545 10/Sq Sold by = PC Length = 144" Weight = 5.25 lb.	
CVMGS5N	Certainteed D-5 "Dutchlap" Monogram Natural Clay #3312560 10/Sq Sold by = PC Length = 144" Weight = 5.5 lb.	
CVMGS5PB	Certainteed D-5 "Dutchlap" Monogram Pacific Blue #3312527B 10/Sq Sold by = PC Length = 144" Weight = 5.5 lb.	
CVMGS5S	Certainteed D-5 "Dutchlap" Monogram Sterling Gray #3312533 10/Sq Sold by = PC Length = 144" Weight = 5.5 lb.	













Siding, Accessories & Siding Tools / Certainteed Vinyl Siding

Product Notes: Rough Cedar Finish - 34 Panels/Ctn - 2 Sq/Ctn - .052 Thickness

12' Length - 10" Exposure - Woodgrain Finish - 20 Panels/Ctn - 2 Sq/Ctn - .046 Thickness - Use 1/2" J-Channel

Mainstreet D-4: 12'6" Length - 8" Exposure - Woodgrain Finish - 24 Panels/Ctn - 2 Sq/Ctn - .042" Thickness

Mainstreet D-5: 12' Length - 10" Exposure - Woodgrain Finish - 20 Panels/Ctn - 2 Sq/Ctn - .042" Thickness 48" Length - 14" Exposure - Cedar Grain Finish - 11 Panels/Ctn - 1/2 Sq/Ctn - Proj. 3/4"

CVMGS5SAB	Certainteed D-5 "Dutchlap" Monogram Sable Brown #3312529 10/Sq	
	Sold by = PC Length = 144" Weight = 5.5 lb.	
CVMGS5SAV	Certainteed D-5 "Dutchlap" Monogram Savannah Wicker #3312559 10/Sq	
	Sold by = PC Length = 144" Weight = 5.5 lb.	
CVMGS5SMG	Certainteed D-5 "Dutchlap" Monogram Smokey Gray #3312583 10/Sq	
	Sold by = PC Length = 144" Weight = 5.5 lb.	
CVMGS5WB	Certainteed D-5 "Dutchlap" Monogram Weathered Blend #3310353 10/Sq	
	Sold by = PC Length = 144" Weight = 5.5 lb.	
CVNRAR	S7 Northwoods Rough Split Shake Autumn Red 1 sq/ctn *Ctn #6010623	
	Sold by = CTN Length = 120" Weight = 61 lb.	
CVNRRC	S7 Northwoods Rough Split Shake Colonial White 1 sq/ctn *Ctn #6010601	
	Sold by = CTN Length = 120" Weight = 61 lb.	
CVNRFS	S7 Northwoods Rough Split Shake Flagstone 1 sq/ctn *Ctn #6010697	
	Sold by = CTN Length = 120" Weight = 61 lb.	
CVNRGG	S7 Northwoods Rough Split Shake Granite Gray 1 sq/ctn *Ctn #6010634	
	Sold by = CTN Length = 120" Weight = 61 lb.	
CVNRN	S7 Northwoods Rough Split Shake Natural Clay 1 sq/ctn *Ctn #6010660	
	Sold by = CTN Length = 120" Weight = 61 lb.	
CVNRPB	S7 Northwoods Rough Split Shake Pacific Blue 1 sq/ctn *Ctn #6010627	
	Sold by = CTN Length = 120" Weight = 61 lb.	
CVNRS	S7 Northwoods Rough Split Shake Sterling Gray 1sq/ctn *Ctn #6010633	
	Sold by = CTN Length = 120" Weight = 61 lb.	
CVNRSAB	S7 Northwoods Rough Split Shake Sable Brown 1sq/ctn *Ctn #6010629	
	Sold by = CTN Length = 120" Weight = 61 lb.	

Siding, Accessories & Siding Tools / Certainteed Vinyl Siding













Product Notes: Rough Cedar Finish - 34 Panels/Ctn - 2 Sq/Ctn - .052 Thickness

12' Length - 10" Exposure - Woodgrain Finish - 20 Panels/Ctn - 2 Sq/Ctn - .046 Thickness - Use 1/2" J-Channel

Mainstreet D-4: 12'6" Length - 8" Exposure - Woodgrain Finish - 24 Panels/Ctn - 2 Sq/Ctn - .042" Thickness

Mainstreet D-5: 12' Length - 10" Exposure - Woodgrain Finish - 20 Panels/Ctn - 2 Sq/Ctn - .042" Thickness 48" Length - 14" Exposure -

Cedar Grain Finish - 11 Panels/Ctn - 1/2 Sq/Ctn - Proj. 3/4"

CVNRSAV	S7 Northwoods Rough Split Shake Savannah Wicker 1 sq/ctn *Ctn #6010659	
	Sold by = CTN Length = 120" Weight = 61 lb.	
CVRC4AR	Certainteed D-4 Restoration Classic Autumn Red #3611023 12/Sq	
	Sold by = PC Length = 144" Weight = 4 lb.	
CVRC4CH	Certainteed D-4 Restoration Classic Charcoal Gray #3611046B 12/Sq	
	Sold by = PC Length = 144" Weight = 4 lb.	
CVRC4ES	Certainteed D-4 Restoration Classic Espresso #3611043 12/Sq	
	Sold by = PC Length = 144" Weight = 4 lb.	
CVRC4FO	Certainteed D-4 Restoration Classic Forest #3611047 12/Sq	
	Sold by = PC Length = 144" Weight = 4 lb.	
CVRC4FS	Certainteed D-4 Restoration Classic Flagstone #3611097 12/Sq	
	Sold by = PC Length = 144" Weight = 4 lb.	
CVRC4HS	Certainteed D-4 Restoration Classic Hearthstone #3611019 12/Sq	
	Sold by = PC Length = 144" Weight = 4 lb.	
CVRC4MBL	Certainteed D-4 Restoration Classic Midnight Blue #3611045 12/Sq	
	Sold by = PC Length = 144" Weight = 4 lb.	
CVRC4PB	Certainteed D-4 Restoration Classic Pacific Blue #3611027B 12/Sq	
	Sold by = PC Length = 144" Weight = 4 lb.	
CVRC4SAB	Certainteed D-4 Restoration Classic Sable Brown #3611029 12/Sq	
	Sold by = PC Length = 144" Weight = 4 lb.	
CVRC4SL	Certainteed D-4 Restoration Classic Slate #3611044 12/Sq	
	Sold by = PC Length = 144" Weight = 4 lb.	
CVRC4SP	Certainteed D-4 Restoration Classic Spruce #3611016 12/Sq	
	Sold by = PC Length = 144" Weight = 4 lb.	

Siding, Accessories & Siding Tools / Certainteed Vinyl Siding













Product Notes: Rough Cedar Finish - 34 Panels/Ctn - 2 Sq/Ctn - .052 Thickness

12' Length - 10" Exposure - Woodgrain Finish - 20 Panels/Ctn - 2 Sq/Ctn - .046 Thickness - Use 1/2" J-Channel

Mainstreet D-4: 12'6" Length - 8" Exposure - Woodgrain Finish - 24 Panels/Ctn - 2 Sq/Ctn - .042" Thickness

Mainstreet D-5: 12' Length - 10" Exposure - Woodgrain Finish - 20 Panels/Ctn - 2 Sq/Ctn - .042" Thickness 48" Length - 14" Exposure -

Cedar Grain Finish - 11 Panels/Ctn - 1/2 Sq/Ctn - Proj. 3/4"

CVRSD7AR	Certainteed D-7 "Straight Edge" Rough Split Shakes Autumn Red #3014123 Sold by = CTN Length = 144" Weight = 50 lb.	
CVRSD7BU	Certainteed D-7 "Straight Edge" Rough Split Shakes Buckskin #3014141 Sold by = CTN Length = 144" Weight = 50 lb.	
CVRSD7CH	Certainteed D-7 "Straight Edge" Rough Split Shakes Charcoal Gray #3014146 Sold by = CTN Length = 144" Weight = 50 lb.	
CVRSD7FO	Certainteed D-7 "Straight Edge" Rough Split Shakes Forest #3014147 Sold by = CTN Length = 144" Weight = 50 lb.	
CVRSD7HS	Certainteed D-7 "Straight Edge" Rough Split Shakes Hearthstone #3014119 Sold by = CTN Length = 144" Weight = 50 lb.	
CVRSD7MC	Certainteed D-7 "Straight Edge" Rough Split Shakes Mountain Cedar #3014117 Sold by = CTN Length = 144" Weight = 50 lb.	
CVRSD7N	Certainteed D-7 "Straight Edge" Rough Split Shakes Natural Clay #3014160 Sold by = CTN Length = 144" Weight = 50 lb.	
CVRSD7SAB	Certainteed D-7 "Straight Edge" Rough Split Shakes Sable Brown #3014129 Sold by = CTN Length = 144" Weight = 50 lb.	
CVRSD7SP	Certainteed D-7 "Straight Edge" Rough Split Shakes Spruce #3014116 Sold by = CTN Length = 144" Weight = 50 lb.	
CVS4C	Certainteed D-4 "Dutchlap" Mainstreet Colonial White #3911301 12/Sq Sold by = PC Length = 144" Weight = 4 lb.	
CVS4CY	Certainteed D-4 "Dutchlap" Mainstreet Cypress #3911342 12/Sq Sold by = PC Length = 144" Weight = 4 lb.	
CVS4D	Certainteed D-4 "Dutchlap" Mainstreet Desert Tan #3911307 12/Sq Sold by = PC Length = 144" Weight = 4 lb.	













Siding, Accessories & Siding Tools / Certainteed Vinyl Siding

Product Notes: Rough Cedar Finish - 34 Panels/Ctn - 2 Sq/Ctn - .052 Thickness

12' Length - 10" Exposure - Woodgrain Finish - 20 Panels/Ctn - 2 Sq/Ctn - .046 Thickness - Use 1/2" J-Channel

Mainstreet D-4: 12'6" Length - 8" Exposure - Woodgrain Finish - 24 Panels/Ctn - 2 Sq/Ctn - .042" Thickness

Mainstreet D-5: 12' Length - 10" Exposure - Woodgrain Finish - 20 Panels/Ctn - 2 Sq/Ctn - .042" Thickness 48" Length - 14" Exposure - Cedar Grain Finish - 11 Panels/Ctn - 1/2 Sq/Ctn - Proj. 3/4"

CVS4FS	Certainteed D-4 "Dutchlap" Mainstreet Flagstone #3911397 12/Sq (Disc when Gone) Sold by = PC Length = 144" Weight = 4 lb.	
CVS4GG	Certainteed D-4 "Dutchlap" Mainstreet Granite Gray #3911334 12/Sq Sold by = PC Length = 144" Weight = 4 lb.	
CVS4HC	Certainteed D-4 "Dutchlap" Mainstreet Heritage Cream #3911311 12/Sq Sold by = PC Length = 144" Weight = 4 lb.	
CVS4N	Certainteed D-4 "Dutchlap" Mainstreet Natural Clay #3911360 12/Sq Sold by = PC Length = 144" Weight = 4 lb.	
CVS4O	Certainteed D-4 "Dutchlap" Mainstreet Oxford Blue #3911332 12/Sq Sold by = PC Length = 144" Weight = 4 lb.	
CVS4S	Certainteed D-4 "Dutchlap" Mainstreet Sterling Gray #3911333 12/Sq Sold by = PC Length = 144" Weight = 4 lb.	
CVS4SAV	Certainteed D-4 "Dutchlap" Mainstreet Savannah Wicker #3911359 12/Sq Sold by = PC Length = 144" Weight = 4 lb.	
CVS5C	Certainteed D-5 "Dutchlap" Mainstreet Colonial White #3912501 10/Sq Sold by = PC Length = 144" Weight = 5 lb.	
CVS5CH	Certainteed D-5 "Dutchlap" Mainstreet Charcoal Gray #3912546B 10/Sq Sold by = PC Length = 144" Weight = 5 lb.	
CVS5CY	Certainteed D-5 "Dutchlap" Mainstreet Cypress #3912542 10/Sq Sold by = PC Length = 144" Weight = 5 lb.	
CVS5FS	Certainteed D-5 "Dutchlap" Mainstreet Flagstone #3912597 10/Sq Sold by = PC Length = 144" Weight = 5 lb.	
CVS5GG	Certainteed D-5 "Dutchlap" Mainstreet Granite Gray #3912534 10/Sq Sold by = PC Length = 144" Weight = 5 lb.	

Siding, Accessories & Siding Tools / Certainteed Vinyl Siding

Product Notes: Rough Cedar Finish - 34 Panels/Ctn - 2 Sq/Ctn - .052 Thickness

12' Length - 10" Exposure - Woodgrain Finish - 20 Panels/Ctn - 2 Sq/Ctn - .046 Thickness - Use 1/2" J-Channel

Mainstreet D-4: 12'6" Length - 8" Exposure - Woodgrain Finish - 24 Panels/Ctn - 2 Sq/Ctn - .042" Thickness

Mainstreet D-5: 12' Length - 10" Exposure - Woodgrain Finish - 20 Panels/Ctn - 2 Sq/Ctn - .042" Thickness 48" Length - 14" Exposure -

Cedar Grain Finish - 11 Panels/Ctn - 1/2 Sq/Ctn - Proj. 3/4"

CVS5HC	Certainteed D-5 "Dutchlap" Mainstreet Heritage Cream #3912511 10/Sq (NON STOCK	
	Sold by = PC Length = 144" Weight = 5 lb.	
CVS5N	Certainteed D-5 "Dutchlap" Mainstreet Natural Clay #3912560 10/Sq	
	Sold by = PC Length = 144" Weight = 5 lb.	
CVS5O	Certainteed D-5 "Dutchlap" Mainstreet Oxford Blue #3912532 10/Sq (NON STOCK WHEN	
	Sold by = PC Length = 144" Weight = 5 lb.	
CVS5S	Certainteed D-5 "Dutchlap" Mainstreet Sterling Gray #3912533 10/Sq	
	Sold by = PC Length = 144" Weight = 5 lb.	
CVS5SAV	Certainteed D-5 "Dutchlap" Mainstreet Savannah Wicker #3912559 10/Sq	
	Sold by = PC Length = 144" Weight = 5 lb.	
CVT3C	Certainteed T-3 Mainstreet Colonial White Siding #3913101 11/Sq	
	Sold by = PC Length = 144" Weight = 4.5 lb.	
CVVP	Vinyl Pallet	
	Sold by = ea Thickness = 5" Width = 45" Length = 155" Weight = 100 lb.	

Siding, Accessories & Siding Tools / Certainteed Vinyl Siding Accessories













Product Notes: 1/2" J-Channel: 12' 6" Length - Matte Finish - 48 Pcs/Ctn

3/4" J-Channel: 12' 6" Length - Matte Finish - 48 Pcs/Ctn

1" J-Channel: 12' 6" Length - Matte Finish - 40 Pcs/Ctn - Use with D-7 & D-9 Rough Split Shakes"

3/4" Universal Cornerpost: 10' Length - 3-1/3" Face - Woodgrain Finish - 10 Pcs/Ctn

1" Universal Cornerpost: 10' Length - 3-1/2" Face - Woodgrain Finish - 10 Pcs/Ctn

CVCMAR	Cornice Molding Certainteed Autumn Red (10) #5581723 Sold by = PC Length = 120" Weight = 2 lb.	
CVCMBU	Cornice Molding Certainteed Buckskin (10) #5581741 (Disc. when gone) Sold by = PC Length = 120" Weight = 2 lb.	
CVCMC	Cornice Molding Certainteed Colonial White (10) #5581701 Sold by = PC Length = 120" Weight = 2 lb.	
CVCMCH	Cornice Molding Certainteed Charcoal Gray (10) #5581746 Sold by = PC Length = 120" Weight = 2 lb.	
CVCMFO	Cornice Molding Certainteed Forest (10) #5581747 Sold by = PC Length = 120" Weight = 2 lb.	
CVCMFS	Cornice Molding Certainteed Flagstone (10) #5581797 Sold by = PC Length = 120" Weight = 2 lb.	
CVCMGG	Cornice Molding Certainteed Granite Gray (10) #5581734 Sold by = PC Length = 120" Weight = 2 lb.	
CVCMHS	Cornice Molding Certainteed Hearthstone (10) #5581719 Sold by = PC Length = 120" Weight = 2 lb.	
CVCMMC	Cornice Molding Certainteed Mountain Cedar (10) #5581717 (Non-Stock when gone) Sold by = PC Length = 120" Weight = 2 lb.	
CVCMN	Cornice Molding Certainteed Natural Clay (10) #5581760 Sold by = PC Length = 120" Weight = 2 lb.	
CVCMS	Cornice Molding Certainteed Sterling Gray (10) #5581733 Sold by = PC Length = 120" Weight = 2 lb.	
CVCMSAB	Cornice Molding Certainteed Sable Brown (10) #5581729 Sold by = PC Length = 120" Weight = 2 lb.	

Siding, Accessories & Siding Tools / Certainteed Vinyl Siding Accessories





Product Notes: 1/2" J-Channel: 12' 6" Length - Matte Finish - 48 Pcs/Ctn

3/4" J-Channel: 12' 6" Length - Matte Finish - 48 Pcs/Ctn

1" J-Channel: 12' 6" Length - Matte Finish - 40 Pcs/Ctn - Use with D-7 & D-9 Rough Split Shakes"

3/4" Universal Cornerpost: 10' Length - 3-1/3" Face - Woodgrain Finish - 10 Pcs/Ctn

1" Universal Cornerpost: 10' Length - 3-1/2" Face - Woodgrain Finish - 10 Pcs/Ctn

CVCMSAV	Cornice Molding Certainteed Savannah Wicker (10) #5581759 Sold by = PC Length = 120" Weight = 2 lb.	
CVCR	Cornice Receiver Certainteed (24) #55812 Sold by = PC Length = 120" Weight = 1 lb.	
CVDBU	Dual Undersill Buckskin Certainteed (12) #5691641 (Out when Gone not stocking Sold by = PC Length = 144" Weight = 1.5 lb.	
CVDC	Dual Undersill Colonial White Certainteed (12) #5691601 Sold by = PC Length = 144" Weight = 1.5 lb.	
CVDCY	Dual Undersill Cypress Certainteed (12) #5691642 Sold by = PC Length = 144" Weight = 1.5 lb.	
CVDD	Dual Undersill Desert Tan Certainteed (12) #5691607 Sold by = PC Length = 144" Weight = 1.5 lb.	
CVDGG	Dual Undersill Granite Gray Certainteed (12) #5691634 Sold by = PC Length = 144" Weight = 1.5 lb.	
CVDHC	Dual Undersill Heritage Cream Certainteed (12) #5691611 Sold by = PC Length = 144" Weight = 1.5 lb.	
CVDHE	Dual Undersill Herringbone Certainteed (12) #5691604 Sold by = PC Length = 144" Weight = 1.5 lb.	
CVDLM	Dual Undersill Light Maple Certainteed (12) #5691655 Sold by = PC Length = 144" Weight = 1.5 lb.	
CVDN	Dual Undersill Natural Clay Certainteed (12) #5691660 Sold by = PC Length = 144" Weight = 1.5 lb.	
CVDO	Dual Undersill Oxford Blue Certainteed (12) #5691632 Sold by = PC Length = 144" Weight = 1.5 lb.	

Siding, Accessories & Siding Tools / Certainteed Vinyl Siding Accessories

Product Notes: 1/2" J-Channel: 12' 6" Length - Matte Finish - 48 Pcs/Ctn

3/4" J-Channel: 12' 6" Length - Matte Finish - 48 Pcs/Ctn

1" J-Channel: 12' 6" Length - Matte Finish - 40 Pcs/Ctn - Use with D-7 & D-9 Rough Split Shakes"

3/4" Universal Cornerpost: 10' Length - 3-1/3" Face - Woodgrain Finish - 10 Pcs/Ctn

1" Universal Cornerpost: 10' Length - 3-1/2" Face - Woodgrain Finish - 10 Pcs/Ctn

CVDS	Dual Undersill Sterling Gray Certainteed (12) #5691633 Sold by = PC Length = 144" Weight = 1.5 lb.	
CVDSAV	Dual Undersill Savannah Wicker Certainteed (12) #5691659 Sold by = PC Length = 144" Weight = 1.5 lb.	
CVDSB	Dual Undersill Sandstone Beige Certainteed (12) #5691615 Sold by = PC Length = 144" Weight = 1.5 lb.	
CVDSG	Dual Undersill Seagrass Certainteed (12) #5691630 Sold by = PC Length = 144" Weight = 1.5 lb.	
CVDSN	Dual Undersill Snow Certainteed (12) Sold by = PC Length = 144" Weight = 1.5 lb.	
CVEZAY	E-Z Corners 3/4" Autumn Yellow (8 Per Bag) *DISC. WHEN OUT* Sold by = BAG Length = 144"	
CVEZBU	E-Z Corners 3/4" Buckskin (8 Per Bag) *DISC. WHEN OUT* Sold by = BAG Length = 144"	
CVEZC	E-Z Corners 3/4" Colonial White (8 Per Bag) Sold by = BAG Length = 144"	
CVEZD	E-Z Corners 3/4" Desert Tan (8 Per Bag) *DISC. WHEN OUT* Sold by = BAG Length = 144"	
CVEZFB	E-Z Corners 3/4" Frontier Blend (8 Per Bag) *DISC. WHEN OUT* Sold by = BAG Length = 144"	
CVEZGG	E-Z Corners 3/4" Granite Gray (8 Per Bag) *DISC. WHEN OUT* Sold by = BAG Length = 144"	
CVEZHC	E-Z Corners 3/4" Heritage Cream (8 Per Bag) *DISC. WHEN OUT* Sold by = BAG Length = 144"	

Siding, Accessories & Siding Tools / Certainteed Vinyl Siding Accessories

Product Notes: 1/2" J-Channel: 12' 6" Length - Matte Finish - 48 Pcs/Ctn

3/4" J-Channel: 12' 6" Length - Matte Finish - 48 Pcs/Ctn

1" J-Channel: 12' 6" Length - Matte Finish - 40 Pcs/Ctn - Use with D-7 & D-9 Rough Split Shakes"

3/4" Universal Cornerpost: 10' Length - 3-1/3" Face - Woodgrain Finish - 10 Pcs/Ctn

1" Universal Cornerpost: 10' Length - 3-1/2" Face - Woodgrain Finish - 10 Pcs/Ctn

CVEZLM	E-Z Corners 3/4" Light Maple (8 Per Bag) *DISC. WHEN OUT* Sold by = BAG Length = 144"	
CVEZN	E-Z Corners 3/4" Natural Clay (8 Per Bag) Sold by = BAG Length = 144"	
CVEZO	E-Z Corners 3/4" Oxford Blue (8 Per Bag) *DISC. WHEN OUT* Sold by = BAG Length = 144"	
CVEZS	E-Z Corners 3/4" Sterling Gray (8 Per Bag) *DISC. WHEN OUT* Sold by = BAG Length = 144"	
CVEZSAV	E-Z Corners 3/4" Savannah Wicker (8 Per Bag) *DISC. WHEN OUT* Sold by = BAG Length = 144"	
CVEZSB	E-Z Corners 3/4" Sandstone Beige (8 Per Bag) *DISC. WHEN OUT* Sold by = BAG Length = 144"	
CVFJ118W	1 1/8" Flexible J-Channel White (12) Sold by = PC Length = 144" Weight = 4 lb.	
CVFJB	3/4" Flexible J-Channel Beige/Clay (12) Sold by = PC Length = 144" Weight = 2 lb.	
CVFJG	3/4" Flexible J-Channel Gray (12) Sold by = PC Length = 144" Weight = 2 lb.	
CVFJT	3/4" Flexible J-Channel Tan (12) Sold by = PC Length = 144" Weight = 2 lb.	
CVFJW	3/4" Flexible J-Channel White (12) Sold by = PC Length = 144" Weight = 2 lb.	
CVIAR	3/4" Inside Corner Autumn Red Certainteed (10) #5143623 Sold by = PC Length = 120" Weight = 2 lb.	

Siding, Accessories & Siding Tools / Certainteed Vinyl Siding Accessories








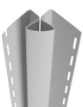




Product Notes: 1/2" J-Channel: 12' 6" Length - Matte Finish - 48 Pcs/Ctn

3/4" J-Channel: 12' 6" Length - Matte Finish - 48 Pcs/Ctn

1" J-Channel: 12' 6" Length - Matte Finish - 40 Pcs/Ctn - Use with D-7 & D-9 Rough Split Shakes"

3/4" Universal Cornerpost: 10' Length - 3-1/3" Face - Woodgrain Finish - 10 Pcs/Ctn

1" Universal Cornerpost: 10' Length - 3-1/2" Face - Woodgrain Finish - 10 Pcs/Ctn

CVIARBB	3/4" Inside Corner Arbor Blend Certainteed (10) #5143657 Sold by = PC Length = 120" Weight = 2 lb.	
CVIAY	3/4" Inside Corner Autumn Yellow Certainteed (10) #5143610 Sold by = PC Length = 120" Weight = 2 lb.	
CVIBS	3/4" Inside Corner Brownstone Certainteed (10) #5143640 Sold by = PC Length = 120" Weight = 2 lb.	
CVIBU	3/4" Inside Corner Buckskin Certainteed (10) #5143641 Sold by = PC Length = 120" Weight = 2 lb.	
CVIC	3/4" Inside Corner Colonial White Certainteed (10) #5143601 Sold by = PC Length = 120" Weight = 2 lb.	
CVICEB	3/4" Inside Corner Cedar Blend Solid (10) #5143648 Sold by = PC Length = 120" Weight = 2 lb.	
CVICH	3/4" Inside Corner Charcoal Gray Certainteed (10) #5143646 Sold by = PC Length = 120" Weight = 2 lb.	
CVICS	3/4" Inside Corner Castle Stone Certainteed (10) #5143637 Sold by = PC Length = 120" Weight = 2 lb.	
CVICY	3/4" Inside Corner Cypress Certainteed (10) #5143642 Sold by = PC Length = 120" Weight = 2 lb.	
CVID	3/4" Inside Corner Desert Tan Certainteed (10) #5143607 Sold by = PC Length = 120" Weight = 2 lb.	
CVIDM	3/4" Inside Corner Deep Mineral Certainteed (10) #5143622 Sold by = PC Length = 120" Weight = 2 lb.	
CVIES	3/4" Inside Corner Espresso Certainteed (10) #5143643 Sold by = PC Length = 120" Weight = 2 lb.	

Siding, Accessories & Siding Tools / Certainteed Vinyl Siding Accessories













Product Notes: 1/2" J-Channel: 12' 6" Length - Matte Finish - 48 Pcs/Ctn

3/4" J-Channel: 12' 6" Length - Matte Finish - 48 Pcs/Ctn

1" J-Channel: 12' 6" Length - Matte Finish - 40 Pcs/Ctn - Use with D-7 & D-9 Rough Split Shakes"

3/4" Universal Cornerpost: 10' Length - 3-1/3" Face - Woodgrain Finish - 10 Pcs/Ctn

1" Universal Cornerpost: 10' Length - 3-1/2" Face - Woodgrain Finish - 10 Pcs/Ctn

CVIFB	3/4" Inside Corner Frontier Blend Certainteed (10) #5143651 Sold by = PC Length = 120" Weight = 2 lb.	
CVIFO	3/4" Inside Corner Forest Certainteed (10) #5143647 Sold by = PC Length = 120" Weight = 2 lb.	
CVIFS	3/4" Inside Corner Flagstone Certainteed (10) #5143697 Sold by = PC Length = 120" Weight = 2 lb.	
CVIGG	3/4" Inside Corner Granite Gray Certainteed (10) #5143634 Sold by = PC Length = 120" Weight = 2 lb.	
CVIHC	3/4" Inside Corner Heritage Cream Certainteed (10) #5143611 Sold by = PC Length = 120" Weight = 2 lb.	
CVIHE	3/4" Inside Corner Herringbone Certainteed (10) #5143604 Sold by = PC Length = 120" Weight = 2 lb.	
CVIHS	3/4" Inside Corner Hearthstone Certainteed (10) #5143619 Sold by = PC Length = 120" Weight = 2 lb.	
CVILM	3/4" Inside Corner Light Maple Certainteed (10) #5143655 Sold by = PC Length = 120" Weight = 2 lb.	
CVIMBL	3/4" Inside Corner Midnight Blue Certainteed (10) #5143645 Sold by = PC Length = 120" Weight = 2 lb.	
CVIMC	3/4" Inside Corner Mountain Cedar Certainteed (10) #5143617 Sold by = PC Length = 120" Weight = 2 lb.	
CVIME	3/4" Inside Corner Melrose Certainteed (10) #5143639 Sold by = PC Length = 120" Weight = 2 lb.	
CVIN	3/4" Inside Corner Natural Clay Certainteed (10) #5143660 Sold by = PC Length = 120" Weight = 2 lb.	

Siding, Accessories & Siding Tools / Certainteed Vinyl Siding Accessories













Product Notes: 1/2" J-Channel: 12' 6" Length - Matte Finish - 48 Pcs/Ctn

3/4" J-Channel: 12' 6" Length - Matte Finish - 48 Pcs/Ctn

1" J-Channel: 12' 6" Length - Matte Finish - 40 Pcs/Ctn - Use with D-7 & D-9 Rough Split Shakes"

3/4" Universal Cornerpost: 10' Length - 3-1/3" Face - Woodgrain Finish - 10 Pcs/Ctn

1" Universal Cornerpost: 10' Length - 3-1/2" Face - Woodgrain Finish - 10 Pcs/Ctn

CVIO	3/4" Inside Corner Oxford Blue Certainteed (10) #5143632 Sold by = PC Length = 120" Weight = 2 lb.	
CVIOG	3/4" Inside Corner Olive Grove Certainteed (10) #5143684 (STC) Sold by = PC Length = 120" Weight = 2 lb.	
CVIPB	3/4" Inside Corner Pacific Blue Certainteed (10) #5143627 Sold by = PC Length = 120" Weight = 2 lb.	
CVIS	3/4" Inside Corner Sterling Gray Certainteed (10) #5143633 Sold by = PC Length = 120" Weight = 2 lb.	
CVISAB	3/4" Inside Corner Sable Brown Certainteed (10) #5143629 Sold by = PC Length = 120" Weight = 2 lb.	
CVISAV	3/4" Inside Corner Savannah Wicker Certainteed (10) #5143659 Sold by = PC Length = 120" Weight = 2 lb.	
CVISB	3/4" Inside Corner Sandstone Beige Certainteed (10) #5143615 Sold by = PC Length = 120" Weight = 2 lb.	
CVISG	3/4" Inside Corner Seagrass Certainteed (10) #5143630 Sold by = PC Length = 120" Weight = 2 lb.	
CVISL	3/4" Inside Corner Slate Certainteed (10) #5143644 Sold by = PC Length = 120" Weight = 2 lb.	
CVISMG	3/4" Inside Corner Smokey Gray Certainteed (10) #5143683 Sold by = PC Length = 120" Weight = 2.9 lb.	
CVISN	3/4" Inside Corner Snow Certainteed (10) #5143631 Sold by = PC Length = 120" Weight = 2 lb.	
CVISP	3/4" Inside Corner Spruce Certainteed (10) #5143616 Sold by = PC Length = 120" Weight = 2 lb.	

Siding, Accessories & Siding Tools / Certainteed Vinyl Siding Accessories





Product Notes: 1/2" J-Channel: 12' 6" Length - Matte Finish - 48 Pcs/Ctn

3/4" J-Channel: 12' 6" Length - Matte Finish - 48 Pcs/Ctn

1" J-Channel: 12' 6" Length - Matte Finish - 40 Pcs/Ctn - Use with D-7 & D-9 Rough Split Shakes"

3/4" Universal Cornerpost: 10' Length - 3-1/3" Face - Woodgrain Finish - 10 Pcs/Ctn

1" Universal Cornerpost: 10' Length - 3-1/2" Face - Woodgrain Finish - 10 Pcs/Ctn

CVISPA	3/4" Inside Corner Sparrow Certainteed (10) #5143658 Sold by = PC Length = 120" Weight = 2 lb.	
CVITU	3/4" Inside Corner Tuxedo Certainteed (10) #5143656 Sold by = PC Length = 120" Weight = 2.9 lb.	
CVIWB	3/4" Inside Corner Weathered Blend Certainteed (10) (Disc.) use WW When out Sold by = PC Length = 120" Weight = 2 lb.	
CVIWBL	3/4" Inside Corner Wedgewood Blue Certainteed (10) #5143689 (STC) Sold by = PC Length = 120" Weight = 2 lb.	
CVIWW	3/4" Inside Corner Weathered Wood Certainteed (10) #5143690 Sold by = PC Length = 120" Weight = 2 lb.	
CVJ12C	1/2" J-Channel Colonial White Certainteed (48) #5030501 Sold by = PC Length = 144" Weight = 1 lb.	
CVJ12N	1/2" J-Channel Natural Clay Certainteed (48) #5030560 Sold by = PC Length = 144" Weight = 1 lb.	
CVJ1AR	1" J-Channel Autumn Red Certainteed (40) #5030223 Sold by = PC Length = 144" Weight = 1 lb.	
CVJ1BU	1" J-Channel Buckskin Certainteed (40) #5030241 Sold by = PC Length = 144" Weight = 1 lb.	
CVJ1C	1" J-Channel Colonial White Certainteed (40) #5030201 Sold by = PC Length = 144" Weight = 1 lb.	
CVJ1CH	1" J-Channel Charcoal Gray Certainteed (40) #5030246 Sold by = PC Length = 144" Weight = 1 lb.	
CVJ1CY	1" J-Channel Cypress Certainteed (40) #5030242 Sold by = PC Length = 144" Weight = 1 lb.	

Siding, Accessories & Siding Tools / Certainteed Vinyl Siding Accessories

Product Notes: 1/2" J-Channel: 12' 6" Length - Matte Finish - 48 Pcs/Ctn

3/4" J-Channel: 12' 6" Length - Matte Finish - 48 Pcs/Ctn

1" J-Channel: 12' 6" Length - Matte Finish - 40 Pcs/Ctn - Use with D-7 & D-9 Rough Split Shakes"

3/4" Universal Cornerpost: 10' Length - 3-1/3" Face - Woodgrain Finish - 10 Pcs/Ctn

1" Universal Cornerpost: 10' Length - 3-1/2" Face - Woodgrain Finish - 10 Pcs/Ctn

CVJ1FO	1" J-Channel Forest Certainteed (40) #5030247 Sold by = PC Length = 144" Weight = 1 lb.	
CVJ1FS	1" J-Channel Flagstone Certainteed (40) #5030297 Sold by = PC Length = 144" Weight = 1 lb.	
CVJ1HS	1" J-Channel Hearthstone Certainteed (40) #5030219 Sold by = PC Length = 144" Weight = 1 lb.	
CVJ1MC	1" J-Channel Mountain Cedar Certainteed (40) #5030217 Sold by = PC Length = 144" Weight = 1 lb.	
CVJ1N	1" J-Channel Natural Clay Certainteed (40) #5030260 Sold by = PC Length = 144" Weight = 1 lb.	
CVJ1PB	1" J-Channel Pacific Blue Certainteed (40) #5030227 Sold by = PC Length = 144" Weight = 1 lb.	
CVJ1S	1" J-Channel Sterling Gray Certainteed (40) #5030233 Sold by = PC Length = 144" Weight = 1 lb.	
CVJ1SAB	1" J-Channel Sable Brown Certainteed (40) #5030229 Sold by = PC Length = 144" Weight = 1 lb.	
CVJ1SAV	1" J-Channel Savannah Wicker Certainteed (40) #5030259 Sold by = PC Length = 144" Weight = 1 lb.	
CVJ1SP	1" J-Channel Spruce Certainteed (40) #5030216 Sold by = PC Length = 144" Weight = 1 lb.	
CVJAR	3/4" J-Channel Autumn Red Certainteed (48) #5030323 Sold by = PC Length = 144" Weight = 1 lb.	
CVJARBB	3/4" J-Channel Arbor Blend Certainteed (48) #5030357 Sold by = PC Length = 144" Weight = 1 lb.	

Siding, Accessories & Siding Tools / Certainteed Vinyl Siding Accessories


Product Notes: 1/2" J-Channel: 12' 6" Length - Matte Finish - 48 Pcs/Ctn

3/4" J-Channel: 12' 6" Length - Matte Finish - 48 Pcs/Ctn

1" J-Channel: 12' 6" Length - Matte Finish - 40 Pcs/Ctn - Use with D-7 & D-9 Rough Split Shakes"

3/4" Universal Cornerpost: 10' Length - 3-1/3" Face - Woodgrain Finish - 10 Pcs/Ctn

1" Universal Cornerpost: 10' Length - 3-1/2" Face - Woodgrain Finish - 10 Pcs/Ctn

CVJAY	3/4" J-Channel Autumn Yellow Certainteed (48) #5030310 Sold by = PC Length = 144" Weight = 1 lb.	
CVJBS	3/4" J-Channel Brownstone Certainteed (48) #5030340 Sold by = PC Length = 144" Weight = 1 lb.	
CVJBU	3/4" J-Channel Buckskin Certainteed (48) #5030341 Sold by = PC Length = 144" Weight = 1 lb.	
CVJJC	3/4" J-Channel Colonial White Certainteed (48) #5030301 Sold by = PC Length = 144" Weight = 1 lb.	
CVJCEB	3/4" J-Channel Cedar Blend Solid (48) #5030348 Sold by = PC Length = 144" Weight = 1 lb.	
CVJCH	3/4" J-Channel Charcoal Gray Certainteed (48) #5030346 Sold by = PC Length = 144" Weight = 1 lb.	
CVJCS	3/4" J-Channel Castle Stone Certainteed (48) #5030337 Sold by = PC Length = 144" Weight = 1 lb.	
CVJCY	3/4" J-Channel Cypress Certainteed (48) #5030342 Sold by = PC Length = 144" Weight = 1 lb.	
CVJD	3/4" J-Channel Desert Tan Certainteed (48) #5030307 Sold by = PC Length = 144" Weight = 1 lb.	
CVJDM	3/4" J-Channel Deep Mineral Certainteed (48) #5030322 Sold by = PC Length = 144" Weight = 1 lb.	
CVJES	3/4" J-Channel Espresso Certainteed (48) #5030343 Sold by = PC Length = 144" Weight = 1 lb.	
CVJFB	3/4" J-Channel Frontier Blend Certainteed (48) #5030351 Sold by = PC Length = 144" Weight = 1 lb.	

Siding, Accessories & Siding Tools / Certainteed Vinyl Siding Accessories




Product Notes: 1/2" J-Channel: 12' 6" Length - Matte Finish - 48 Pcs/Ctn

3/4" J-Channel: 12' 6" Length - Matte Finish - 48 Pcs/Ctn

1" J-Channel: 12' 6" Length - Matte Finish - 40 Pcs/Ctn - Use with D-7 & D-9 Rough Split Shakes"

3/4" Universal Cornerpost: 10' Length - 3-1/3" Face - Woodgrain Finish - 10 Pcs/Ctn

1" Universal Cornerpost: 10' Length - 3-1/2" Face - Woodgrain Finish - 10 Pcs/Ctn

CVJFO	3/4" J-Channel Forest Certainteed (48) #5030347 Sold by = PC Length = 144" Weight = 1 lb.	
CVJFS	3/4" J-Channel Flagstone Certainteed (48) #5030397 Sold by = PC Length = 144" Weight = 1 lb.	
CVJGG	3/4" J-Channel Granite Gray Certainteed (48) #5030334 Sold by = PC Length = 144" Weight = 1 lb.	
CVJHC	3/4" J-Channel Heritage Cream Certainteed (48) #5030311 Sold by = PC Length = 144" Weight = 1 lb.	
CVJHE	3/4" J-Channel Herringbone Certainteed (48) #5030304 Sold by = PC Length = 144" Weight = 1 lb.	
CVJHS	3/4" J-Channel Hearthstone Certainteed (48) #5030319 Sold by = PC Length = 144" Weight = 1 lb.	
CVJLM	3/4" J-Channel Light Maple Certainteed (48) #5030355 Sold by = PC Length = 144" Weight = 1 lb.	
CVJMBL	3/4" J-Channel Midnight Blue Certainteed (48) #5030345 Sold by = PC Length = 144" Weight = 1 lb.	
CVJMC	3/4" J-Channel Mountain Cedar Certainteed (48) #5030317 Sold by = PC Length = 144" Weight = 1 lb.	
CVJME	3/4" J-Channel Melrose Certainteed (48) 5030339 Sold by = PC Length = 144" Weight = 1 lb.	
CVJN	3/4" J-Channel Natural Clay Certainteed (48) #5030360 Sold by = PC Length = 144" Weight = 1 lb.	
CVJO	3/4" J-Channel Oxford Blue Certainteed (48) #5030332 Sold by = PC Length = 144" Weight = 1 lb.	

Siding, Accessories & Siding Tools / Certainteed Vinyl Siding Accessories

Product Notes: 1/2" J-Channel: 12' 6" Length - Matte Finish - 48 Pcs/Ctn

3/4" J-Channel: 12' 6" Length - Matte Finish - 48 Pcs/Ctn

1" J-Channel: 12' 6" Length - Matte Finish - 40 Pcs/Ctn - Use with D-7 & D-9 Rough Split Shakes"

3/4" Universal Cornerpost: 10' Length - 3-1/3" Face - Woodgrain Finish - 10 Pcs/Ctn

1" Universal Cornerpost: 10' Length - 3-1/2" Face - Woodgrain Finish - 10 Pcs/Ctn

CVJOG	3/4" J-Channel Olive Grove Certainteed (48) #5030384 (STC) Sold by = PC Length = 144" Weight = 1 lb.	
CVJPB	3/4" J-Channel Pacific Blue Certainteed (48) 5030327 Sold by = PC Length = 144" Weight = 1 lb.	
CVJS	3/4" J-Channel Sterling Gray Certainteed (48) #5030333 Sold by = PC Length = 144" Weight = 1 lb.	
CVJSAB	3/4" J-Channel Sable Brown Certainteed (48) #5030329 Sold by = PC Length = 144" Weight = 1 lb.	
CVJSAV	3/4" J-Channel Savannah Wicker Certainteed (48) #5030359 Sold by = PC Length = 144" Weight = 1 lb.	
CVJSB	3/4" J-Channel Sandstone Beige Certainteed (48) #5030315 Sold by = PC Length = 144" Weight = 1 lb.	
CVJSG	3/4" J-Channel Seagrass Certainteed (48) #5030330 Sold by = PC Length = 144" Weight = 1 lb.	
CVJSL	3/4" J-Channel Slate Certainteed (48) #5030344 Sold by = PC Length = 144" Weight = 1 lb.	
CVJSMG	3/4" J-Channel Smokey Gray Certainteed (48) #5030383 Sold by = PC Length = 144" Weight = 1.3 lb.	
CVJSN	3/4" J-Channel Snow Certainteed (48) #5030331 Sold by = PC Length = 144" Weight = 1 lb.	
CVJSP	3/4" J-Channel Spruce Certainteed (48) #5030316 Sold by = PC Length = 144" Weight = 1 lb.	
CVJSPA	3/4" J-Channel Sparrow Certainteed (48) #5030358 Sold by = PC Length = 144" Weight = 1 lb.	

Siding, Accessories & Siding Tools / Certainteed Vinyl Siding Accessories













Product Notes: 1/2" J-Channel: 12' 6" Length - Matte Finish - 48 Pcs/Ctn

3/4" J-Channel: 12' 6" Length - Matte Finish - 48 Pcs/Ctn

1" J-Channel: 12' 6" Length - Matte Finish - 40 Pcs/Ctn - Use with D-7 & D-9 Rough Split Shakes"

3/4" Universal Cornerpost: 10' Length - 3-1/3" Face - Woodgrain Finish - 10 Pcs/Ctn

1" Universal Cornerpost: 10' Length - 3-1/2" Face - Woodgrain Finish - 10 Pcs/Ctn

CVJTU	3/4" J-Channel Tuxedo Certainteed (48) #5030356 Sold by = PC Length = 144" Weight = 1.3 lb.	
CVJWBL	3/4" J-Channel Wedgewood Blue (48) #5030389 (STC) Sold by = PC Length = 144" Weight = 1 lb.	
CVJWW	3/4" J Channel Weathered Wood (48) #5030390 Sold by = PC Length = 144" Weight = 1 lb.	
CVL3C	Certainteed 3 1/2" 20' Lineal Colonial White (10) #5470601 Sold by = PC Length = 240" Weight = 5 lb.	
CVL5C	Certainteed 5" 20' Lineal Colonial White (10) #5471201 Sold by = PC Length = 240" Weight = 6 lb.	
CVO1AR	1" Outside Cornerpost Autumn Red Certainteed (10) #5140923 Sold by = PC Length = 120" Weight = 4 lb.	
CVO1BU	1" Outside Cornerpost Buckskin Certainteed (10) #5140941 Sold by = PC Length = 120" Weight = 4 lb.	
CVO1C	1" Outside Cornerpost Colonial White Certainteed (10) #5140901 Sold by = PC Length = 120" Weight = 4 lb.	
CVO1FO	1" Outside Cornerpost Forest Certainteed (10) #5140947 Sold by = PC Length = 120" Weight = 4 lb.	
CVO1FS	1" Outside Cornerpost Flagstone Certainteed (10) #5140997 Sold by = PC Length = 120" Weight = 4 lb.	
CVO1HS	1" Outside Cornerpost Hearthstone Certainteed (10) #5140919 Sold by = PC Length = 120" Weight = 4 lb.	
CVO1LM	1" Outside Cornerpost Light Maple Certainteed (10) #5140955 Sold by = PC Length = 120" Weight = 4 lb.	

Siding, Accessories & Siding Tools / Certainteed Vinyl Siding Accessories













Product Notes: 1/2" J-Channel: 12' 6" Length - Matte Finish - 48 Pcs/Ctn

3/4" J-Channel: 12' 6" Length - Matte Finish - 48 Pcs/Ctn

1" J-Channel: 12' 6" Length - Matte Finish - 40 Pcs/Ctn - Use with D-7 & D-9 Rough Split Shakes"

3/4" Universal Cornerpost: 10' Length - 3-1/3" Face - Woodgrain Finish - 10 Pcs/Ctn

1" Universal Cornerpost: 10' Length - 3-1/2" Face - Woodgrain Finish - 10 Pcs/Ctn

CVO1MC	1" Outside Cornerpost Mountain Cedar Certainteed (10) #5140917 Sold by = PC Length = 120" Weight = 4 lb.	
CVO1N	1" Outside Cornerpost Natural Clay Certainteed (10) #5140960 Sold by = PC Length = 120" Weight = 4 lb.	
CVO1PB	1" Outside Cornerpost Pacific Blue Certainteed (10) #5140927 Sold by = PC Length = 120" Weight = 4 lb.	
CVO1S	1" Outside Cornerpost Sterling Gray Certainteed (10) #5140933 Sold by = PC Length = 120" Weight = 4 lb.	
CVO1SAB	1" Outside Cornerpost Sable Brown Certainteed (10) #5140929 Sold by = PC Length = 120" Weight = 4 lb.	
CVO1SAV	1" Outside Cornerpost Savannah Wicker Certainteed (10) #5140959 Sold by = PC Length = 120" Weight = 4 lb.	
CVO1SP	1" Outside Cornerpost Spruce Certainteed (10) #5140916 Sold by = PC Length = 120" Weight = 4 lb.	
CVOAR	3/4" Outside Corner Autumn Red Certainteed (10) #5140123 Sold by = PC Length = 120" Weight = 3.5 lb.	
CVOARBB	3/4" Outside Corner Arbor Blend Certainteed (10) #5140157 Sold by = PC Length = 120" Weight = 3.5 lb.	
CVOAY	3/4" Outside Corner Autumn Yellow Certainteed (10) #5140110 Sold by = PC Length = 120" Weight = 3.5 lb.	
CVOBS	3/4" Outside Corner Brownstone Certainteed (10) #5140140 Sold by = PC Length = 120" Weight = 3.5 lb.	
CVOBU	3/4" Outside Corner Buckskin Certainteed (10) #5140141 Sold by = PC Length = 120" Weight = 3.5 lb.	

Siding, Accessories & Siding Tools / Certainteed Vinyl Siding Accessories













Product Notes: 1/2" J-Channel: 12' 6" Length - Matte Finish - 48 Pcs/Ctn

3/4" J-Channel: 12' 6" Length - Matte Finish - 48 Pcs/Ctn

1" J-Channel: 12' 6" Length - Matte Finish - 40 Pcs/Ctn - Use with D-7 & D-9 Rough Split Shakes"

3/4" Universal Cornerpost: 10' Length - 3-1/3" Face - Woodgrain Finish - 10 Pcs/Ctn

1" Universal Cornerpost: 10' Length - 3-1/2" Face - Woodgrain Finish - 10 Pcs/Ctn

CVOBWC	Bay Window Outside Corner Colonial White Certainteed (10) #5144501 Sold by = PC Length = 120" Weight = 3.5 lb.	
CVOBWGG	Bay Window Outside Corner Granite Gray Certainteed (10) #5144534 Sold by = PC Length = 120" Weight = 3.5 lb.	
CVOBWN	Bay Window Outside Corner Natural Clay Certainteed (10) #5144560 Sold by = PC Length = 120" Weight = 3.5 lb.	
CVOBWS	Bay Window Outside Corner Sterling Gray Certainteed (10) #5144533 Sold by = PC Length = 120" Weight = 3.5 lb.	
CVOC	3/4" Outside Corner Colonial White Certainteed (10) #5140101 Sold by = PC Length = 120" Weight = 3.5 lb.	
CVOC12	12' Outside Corner Colonial White Certainteed (10) #5140201 Sold by = PC Length = 144" Weight = 5 lb.	
CVOCEB	3/4" Outside Corner Cedar Blend (10) #5140179 Sold by = PC Length = 120" Weight = 3.5 lb.	
CVOCH	3/4" Outside Corner Charcoal Gray Certainteed (10) #5140146 Sold by = PC Length = 120" Weight = 3.5 lb.	
CVOCS	3/4" Outside Corner Castle Stone Certainteed (10) #5140137 Sold by = PC Length = 120" Weight = 3.5 lb.	
CVOCY	3/4" Outside Corner Cypress Certainteed (10) #5140142 Sold by = PC Length = 120" Weight = 3.5 lb.	
CVOD	3/4" Outside Corner Desert Tan Certainteed (10) #5140107 Sold by = PC Length = 120" Weight = 3.5 lb.	
CVOD7AR	D7 Straight Edge Outside Cornerpost Mitered Rough-Split Autumn Red (20) #5145023 Sold by = PC Length = 144" Weight = 1 lb.	

Siding, Accessories & Siding Tools / Certainteed Vinyl Siding Accessories












Product Notes: 1/2" J-Channel: 12' 6" Length - Matte Finish - 48 Pcs/Ctn

3/4" J-Channel: 12' 6" Length - Matte Finish - 48 Pcs/Ctn

1" J-Channel: 12' 6" Length - Matte Finish - 40 Pcs/Ctn - Use with D-7 & D-9 Rough Split Shakes"

3/4" Universal Cornerpost: 10' Length - 3-1/3" Face - Woodgrain Finish - 10 Pcs/Ctn

1" Universal Cornerpost: 10' Length - 3-1/2" Face - Woodgrain Finish - 10 Pcs/Ctn

CVOD7BU	D7 Straight Edge Outside Cornerpost Mitered Rough-Split Buckskin (20) #5145041 Sold by = PC Length = 144" Weight = 1 lb.	
CVOD7CH	D7 Straight Edge Outside Cornerpost Mitered Rough-Split Charcoal Gray (20) #5145046 Sold by = PC Length = 144" Weight = 1 lb.	
CVOD7FO	D7 Straight Edge Outside Cornerpost Mitered Rough-Split Forest (20) #5145047 Sold by = PC Length = 144" Weight = 1 lb.	
CVOD7HS	D7 Straight Edge Outside Cornerpost Mitered Rough-Split Hearthstone (20) #5145019 Sold by = PC Length = 144" Weight = 1 lb.	
CVOD7MC	D7 Straight Edge Outside Cornerpost Mitered Rough-Split Mountain Cedar (20) Sold by = PC Length = 144" Weight = 1 lb.	
CVOD7N	D7 Straight Edge Outside Cornerpost Mitered Rough-Split Natural Clay (20) #5145060 Sold by = PC Length = 144" Weight = 1 lb.	
CVOD7SAB	D7 Straight Edge Outside Cornerpost Mitered Rough-Split Sable Brown (20) #5145029 Sold by = PC Length = 144" Weight = 1 lb.	
CVOD7SP	D7 Straight Edge Outside Cornerpost Mitered Rough-Split Spruce (20) #5145016 Sold by = PC Length = 144" Weight = 1 lb.	
CVOD7STAAR	D7 Staggered Outside Cornerpost Mitered Perfection Autumn Red (20) #5145123 Sold by = PC Length = 144" Weight = 1 lb.	
CVOD7STACH	D7 Staggered Outside Cornerpost Mitered Perfection Charcoal Gray (20) #5145146 Sold by = PC Length = 144" Weight = 1 lb.	
CVOD7STAFO	D7 Staggered Outside Cornerpost Mitered Perfection Forest (20) #5145147 Sold by = PC Length = 144" Weight = 1 lb.	
CVOD7STAHS	D7 Staggered Outside Cornerpost Mitered Perfection Hearthstone (20) #5145119 Sold by = PC Length = 144" Weight = 1 lb.	

Siding, Accessories & Siding Tools / Certainteed Vinyl Siding Accessories




Product Notes: 1/2" J-Channel: 12' 6" Length - Matte Finish - 48 Pcs/Ctn

3/4" J-Channel: 12' 6" Length - Matte Finish - 48 Pcs/Ctn

1" J-Channel: 12' 6" Length - Matte Finish - 40 Pcs/Ctn - Use with D-7 & D-9 Rough Split Shakes"

3/4" Universal Cornerpost: 10' Length - 3-1/3" Face - Woodgrain Finish - 10 Pcs/Ctn

1" Universal Cornerpost: 10' Length - 3-1/2" Face - Woodgrain Finish - 10 Pcs/Ctn

CVOD7STAMC	D7 Staggered Outside Cornerpost Mitered Perfection Mountain Cedar (20) #5145117 Sold by = PC Length = 144" Weight = 1 lb.	
CVOD7STAN	D7 Staggered Outside Cornerpost Mitered Perfection Natural Clay (20) #5145160 Sold by = PC Length = 144" Weight = 1 lb.	
CVOD7STASAB	D7 Staggered Outside Cornerpost Mitered Perfection Sable Brown (20) #5145129 Sold by = PC Length = 144" Weight = 1 lb.	
CVOD7STASP	D7 Staggered Outside Cornerpost Mitered Perfection Spruce (20) #5145116 Sold by = PC Length = 144" Weight = 1 lb.	
CVOD9AR	D9 Staggered Outside Cornerpost Mitered Rough-Split Autumn Red (20) #5143223 Sold by = PC Length = 144" Weight = 1 lb.	
CVOD9BU	D9 Staggered Outside Cornerpost Mitered Rough-Split Buckskin (20) #5143241 Sold by = PC Length = 144" Weight = 1 lb.	
CVOD9C	D9 Staggered Outside Cornerpost Mitered Rough-Split Colonial White (20) #5143201 Sold by = PC Length = 144" Weight = 1 lb.	
CVOD9CH	D9 Staggered Outside Cornerpost Mitered Rough-Split Charcoal Gray (20) #5143246 Sold by = PC Length = 144" Weight = 1 lb.	
CVOD9FO	D9 Staggered Outside Cornerpost Mitered Rough-Split Forest (20) #5143247 Sold by = PC Length = 144" Weight = 1 lb.	
CVOD9FS	D9 Staggered Outside Cornerpost Mitered Rough-Split Flagstone (20) #5143297 Sold by = PC Length = 144" Weight = 1 lb.	
CVOD9HS	D9 Staggered Outside Cornerpost Mitered Rough-Split Hearthstone (20) #5143219 Sold by = PC Length = 144" Weight = 1 lb.	
CVOD9MC	D9 Staggered Outside Cornerpost Mitered Rough-Split Mountain Cedar (20) #5143217 Sold by = PC Length = 144" Weight = 1 lb.	

Siding, Accessories & Siding Tools / Certainteed Vinyl Siding Accessories











Product Notes: 1/2" J-Channel: 12' 6" Length - Matte Finish - 48 Pcs/Ctn

3/4" J-Channel: 12' 6" Length - Matte Finish - 48 Pcs/Ctn

1" J-Channel: 12' 6" Length - Matte Finish - 40 Pcs/Ctn - Use with D-7 & D-9 Rough Split Shakes"

3/4" Universal Cornerpost: 10' Length - 3-1/3" Face - Woodgrain Finish - 10 Pcs/Ctn

1" Universal Cornerpost: 10' Length - 3-1/2" Face - Woodgrain Finish - 10 Pcs/Ctn

CVOD9N	D9 Staggered Outside Cornerpost Mitered Rough-Split Natural Clay (20) #5143260 Sold by = PC Length = 144" Weight = 1 lb.	
CVOD9PB	D9 Staggered Outside Cornerpost Mitered Rough-Split Pacific Blue (20) #5143227 Sold by = PC Length = 144" Weight = 1 lb.	
CVOD9S	D9 Staggered Outside Cornerpost Mitered Rough-Split Sterling Gray (20) #5143233 Sold by = PC Length = 144" Weight = 1 lb.	
CVOD9SAB	D9 Staggered Outside Cornerpost Mitered Rough-Split Sable Brown(20) #5143229 Sold by = PC Length = 144" Weight = 1 lb.	
CVOD9SAV	D9 Staggered Outside Cornerpost Mitered Rough-Split Savannah Wicker (20) #5143259 Sold by = PC Length = 144" Weight = 1 lb.	
CVOD9SP	D9 Staggered Outside Cornerpost Mitered Rough-Split Spruce (20) #5143216 Sold by = PC Length = 144" Weight = 1 lb.	
CVODM	3/4" Outside Corner Deep Mineral Certainteed (10) #5140122 Sold by = PC Length = 120" Weight = 3.5 lb.	
CVOES	3/4" Outside Corner Espresso Certainteed (10) #5140143 Sold by = PC Length = 120" Weight = 3.5 lb.	
CVOFB	3/4" Outside Corner Frontier Blend Certainteed (10) #5140151 Sold by = PC Length = 120" Weight = 3.5 lb.	
CVOFO	3/4" Outside Corner Forest Certainteed (10) #5140147 Sold by = PC Length = 120" Weight = 3.5 lb.	
CVOFS	3/4" Outside Corner Flagstone Certainteed (10) #5140197 Sold by = PC Length = 120" Weight = 3.5 lb.	
CVOGG	3/4" Outside Corner Granite Gray Certainteed (10) #5140134 Sold by = PC Length = 120" Weight = 3.5 lb.	

Siding, Accessories & Siding Tools / Certainteed Vinyl Siding Accessories





Product Notes: 1/2" J-Channel: 12' 6" Length - Matte Finish - 48 Pcs/Ctn

3/4" J-Channel: 12' 6" Length - Matte Finish - 48 Pcs/Ctn

1" J-Channel: 12' 6" Length - Matte Finish - 40 Pcs/Ctn - Use with D-7 & D-9 Rough Split Shakes"

3/4" Universal Cornerpost: 10' Length - 3-1/3" Face - Woodgrain Finish - 10 Pcs/Ctn

1" Universal Cornerpost: 10' Length - 3-1/2" Face - Woodgrain Finish - 10 Pcs/Ctn

CVOHC	3/4" Outside Corner Heritage Cream Certainteed (10) #5140111 Sold by = PC Length = 120" Weight = 3.5 lb.	
CVOHE	3/4" Outside Corner Herringbone Certainteed (10) #5140104 Sold by = PC Length = 120" Weight = 3.5 lb.	
CVOHS	3/4" Outside Corner Hearthstone Certainteed (10) #5140119 Sold by = PC Length = 120" Weight = 3.5 lb.	
CVOLM	3/4" Outside Corner Light Maple Certainteed (10) #5140155 Sold by = PC Length = 120" Weight = 3.5 lb.	
CVOMBL	3/4" Outside Corner Midnight Blue Certainteed (10) #5140145 Sold by = PC Length = 120" Weight = 3.5 lb.	
CVOMC	3/4" Outside Corner Mountain Cedar Certainteed (10) #5140117 Sold by = PC Length = 120" Weight = 3.5 lb.	
CVOME	3/4" Outside Corner Melrose Certainteed (10) #5140139 Sold by = PC Length = 120" Weight = 3.5 lb.	
CVON	3/4" Outside Corner Natural Clay Certainteed (10) #5140160 Sold by = PC Length = 120" Weight = 3.5 lb.	
CVOO	3/4" Outside Corner Oxford Blue Certainteed (10) #5140132 Sold by = PC Length = 120" Weight = 3.5 lb.	
CVOOG	3/4" Outside Corner Olive Grove Certainteed (10) #5140184 (STC) Sold by = PC Length = 120" Weight = 3.5 lb.	
CVOPB	3/4" Outside Corner Pacific Blue Certainteed (10) #5140127 Sold by = PC Length = 120" Weight = 3.5 lb.	
CVOS	3/4" Outside Corner Sterling Gray Certainteed (10) #5140133 Sold by = PC Length = 120" Weight = 3.5 lb.	

Siding, Accessories & Siding Tools / Certainteed Vinyl Siding Accessories













Product Notes: 1/2" J-Channel: 12' 6" Length - Matte Finish - 48 Pcs/Ctn

3/4" J-Channel: 12' 6" Length - Matte Finish - 48 Pcs/Ctn

1" J-Channel: 12' 6" Length - Matte Finish - 40 Pcs/Ctn - Use with D-7 & D-9 Rough Split Shakes"

3/4" Universal Cornerpost: 10' Length - 3-1/3" Face - Woodgrain Finish - 10 Pcs/Ctn

1" Universal Cornerpost: 10' Length - 3-1/2" Face - Woodgrain Finish - 10 Pcs/Ctn

CVOSAB	3/4" Outside Corner Sable Brown Certainteed (10) #5140129 Sold by = PC Length = 120" Weight = 3.5 lb.	
CVOSAV	3/4" Outside Corner Savannah Wicker Certainteed (10) #5140159 Sold by = PC Length = 120" Weight = 3.5 lb.	
CVOSB	3/4" Outside Corner Sandstone Beige Certainteed (10) #5140115 Sold by = PC Length = 120" Weight = 3.5 lb.	
CVOSG	3/4" Outside Corner Seagrass Certainteed (10) #5140130 Sold by = PC Length = 120" Weight = 4 lb.	
CVOSL	3/4" Outside Corner Slate Certainteed (10) #5140144 Sold by = PC Length = 120" Weight = 3.5 lb.	
CVOSMG	3/4" Outside Corner Smokey Gray Certainteed (10) #5140183 Sold by = PC Length = 120" Weight = 3.9 lb.	
CVOSN	3/4" Outside Corner Snow Certainteed (10) #5140131 Sold by = PC Length = 120" Weight = 3.5 lb.	
CVOSP	3/4" Outside Corner Spruce Certainteed (10) #5140116 Sold by = PC Length = 120" Weight = 3.5 lb.	
CVOSPA	3/4" Outside Corner Sparrow Certainteed (10) #5140158 Sold by = PC Length = 120" Weight = 3.5 lb.	
CVOTU	3/4" Outside Corner Tuxedo Certainteed (10) #5140156 Sold by = PC Length = 120" Weight = 3.9 lb.	
CVOWB	3/4" Outside Corner Weathered Blend Certainteed (10) #5140153 Sold by = PC Length = 120" Weight = 3.5 lb.	
CVOWBL	3/4" Outside Corner Wedgewood Blue Certainteed (10) #5140189 (STC) Sold by = PC Length = 120" Weight = 4 lb.	

Siding, Accessories & Siding Tools / Certainteed Vinyl Siding Accessories

Product Notes: 1/2" J-Channel: 12' 6" Length - Matte Finish - 48 Pcs/Ctn

3/4" J-Channel: 12' 6" Length - Matte Finish - 48 Pcs/Ctn

1" J-Channel: 12' 6" Length - Matte Finish - 40 Pcs/Ctn - Use with D-7 & D-9 Rough Split Shakes"

3/4" Universal Cornerpost: 10' Length - 3-1/3" Face - Woodgrain Finish - 10 Pcs/Ctn

1" Universal Cornerpost: 10' Length - 3-1/2" Face - Woodgrain Finish - 10 Pcs/Ctn

CVOWW	3/4" Outside Corner Weathered Wood Certainteed (10) #5140190	
	Sold by = PC Length = 120" Weight = 4 lb.	
CVSCI	Cedar Impression Shake/Shingle Starter 4"x10' Metal (25) #53610	
	Sold by = PC Length = 120" Weight = 3 lb.	
CVSNEW	Certainteed Window/Door Starter Strip (36) (Use With Lineals) #53605	
	Sold by = PC Length = 120" Weight = 1 lb.	
CVSS4	4" x 10' Metal Starter Strip For Siding (20) (Qe)	
	Sold by = PC Length = 120" Weight = 2 lb.	
CVSSG	3-1/2" x 10' Galvanized/Metal Steel Starter Strip (25) (Appleton)	
	Sold by = PC Length = 120" Weight = 1.5 lb.	
CVSSV	Certainteed Vinyl Starter Strip #53601 (40)	
	Sold by = PC Length = 120" Weight = 1 lb.	
CVTSC	Certainteed Traditional Supercorners Colonial White (6) #5142001	
	Sold by = PC Length = 240" Weight = 12 lb.	
CVUAR	Undersill Trim Autumn Red (48) #5690423	
	Sold by = PC Length = 144" Weight = 1 lb.	
CVUARBB	Undersill Trim Arbor Blend (48) #5690457	
	Sold by = PC Length = 144" Weight = 1 lb.	
CVUAY	Undersill Trim Autumn Yellow (48) #5690410	
	Sold by = PC Length = 144" Weight = 1 lb.	
CVUBS	Undersill Trim Brownstone (48) #5690440	
	Sold by = PC Length = 144" Weight = 1 lb.	
CVUBU	Undersill Trim Buckskin (48) #5690441	
	Sold by = PC Length = 144" Weight = 1 lb.	

Siding, Accessories & Siding Tools / Certainteed Vinyl Siding Accessories

Product Notes: 1/2" J-Channel: 12' 6" Length - Matte Finish - 48 Pcs/Ctn

3/4" J-Channel: 12' 6" Length - Matte Finish - 48 Pcs/Ctn

1" J-Channel: 12' 6" Length - Matte Finish - 40 Pcs/Ctn - Use with D-7 & D-9 Rough Split Shakes"

3/4" Universal Cornerpost: 10' Length - 3-1/3" Face - Woodgrain Finish - 10 Pcs/Ctn

1" Universal Cornerpost: 10' Length - 3-1/2" Face - Woodgrain Finish - 10 Pcs/Ctn

CVUC	Undersill Trim Colonial White (48) #5690401 Sold by = PC Length = 144" Weight = 1 lb.	
CVUCEB	Undersill Trim Cedar Blend Solid (48) #5690448 Sold by = PC Length = 144" Weight = 1 lb.	
CVUCH	Undersill Trim Charcoal Gray (48) #5690446 Sold by = PC Length = 144" Weight = 1 lb.	
CVUCIAR	Cedar Impressions Shake/Shingle Undersill Trim Autumn Red (12) #5691723 Sold by = PC Length = 144" Weight = 1 lb.	
CVUCIBU	Cedar Impressions Shake/Shingle Undersill Trim Buckskin (12) #5691741 Sold by = PC Length = 144" Weight = 1 lb.	
CVUCIC	Cedar Impressions Shake/Shingle Undersill Trim Colonial White (12) #5691701 Sold by = PC Length = 144" Weight = 1 lb.	
CVUCICH	Cedar Impressions Shake/Shingle Undersill Trim Charcoal Gray (12) #5691746 Sold by = PC Length = 144" Weight = 1 lb.	
CVUCIFO	Cedar Impressions Shake/Shingle Undersill Trim Forest (12) #5691747 Sold by = PC Length = 144" Weight = 1 lb.	
CVUCIFS	Cedar Impressions Shake/Shingle Undersill Trim Flagstone (12) #5691797 Sold by = PC Length = 144" Weight = 1 lb.	
CVUCIGG	Cedar Impressions Shake/Shingle Undersill Trim Granite Gray (12) #5691734 Sold by = PC Length = 144" Weight = 1 lb.	
CVUCIHS	Cedar Impressions Shake/Shingle Undersill Trim Hearthstone (12) #5691719 Sold by = PC Length = 144" Weight = 1 lb.	
CVUCIMBL	Cedar Impressions Shake/Shingle Undersill Trim Midnight Blue (12) #5691745 Sold by = PC Length = 144" Weight = 1 lb.	

Siding, Accessories & Siding Tools / Certainteed Vinyl Siding Accessories


Product Notes: 1/2" J-Channel: 12' 6" Length - Matte Finish - 48 Pcs/Ctn

3/4" J-Channel: 12' 6" Length - Matte Finish - 48 Pcs/Ctn

1" J-Channel: 12' 6" Length - Matte Finish - 40 Pcs/Ctn - Use with D-7 & D-9 Rough Split Shakes"

3/4" Universal Cornerpost: 10' Length - 3-1/3" Face - Woodgrain Finish - 10 Pcs/Ctn

1" Universal Cornerpost: 10' Length - 3-1/2" Face - Woodgrain Finish - 10 Pcs/Ctn

CVUCIMC	Cedar Impressions Shake/Shingle Undersill Trim Mountain Cedar (12) #5691717	
	Sold by = PC Length = 144" Weight = 1 lb.	
CVUCIN	Cedar Impressions Shake/Shingle Undersill Trim Natural Clay (12) #5691760	
	Sold by = PC Length = 144" Weight = 1 lb.	
CVUCIPB	Cedar Impressions Shake/Shingle Undersill Trim Pacific Blue (12) #5691727	
	Sold by = PC Length = 144" Weight = 1 lb.	
CVUCIS	Cedar Impressions Shake/Shingle Undersill Trim Sterling Gray (12) #5691733	
	Sold by = PC Length = 144" Weight = 1 lb.	
CVUCISAB	Cedar Impressions Shake/Shingle Undersill Trim Sable Brown (12) #5691729	
	Sold by = PC Length = 144" Weight = 1 lb.	
CVUCISAV	Cedar Impressions Shake/Shingle Undersill Trim Savannah Wicker (12) #5691759	
	Sold by = PC Length = 144" Weight = 1 lb.	
CVUCISMG	Cedar Impressions Shake/Shingle Undersill Trim Smokey Gray (12) #5691783	
	Sold by = PC Length = 144" Weight = 1 lb.	
CVUCISP	Cedar Impressions Shake/Shingle Undersill Trim Spruce (12) #5691716	
	Sold by = PC Length = 144" Weight = 1 lb.	
CVUCITU	Cedar Impressions Shake/Shingle Undersill Trim Tuxedo (12) #5691756	
	Sold by = PC Length = 144" Weight = 1 lb.	
CVUCS	Undersill Trim Castle Stone (48) #5690437	
	Sold by = PC Length = 144" Weight = 1 lb.	
CVUCY	Undersill Trim Cypress (48) #5690442	
	Sold by = PC Length = 144" Weight = 1 lb.	
CVUD	Undersill Trim Desert Tan (48) #5690407	
	Sold by = PC Length = 144" Weight = 1 lb.	

Siding, Accessories & Siding Tools / Certainteed Vinyl Siding Accessories

Product Notes: 1/2" J-Channel: 12' 6" Length - Matte Finish - 48 Pcs/Ctn

3/4" J-Channel: 12' 6" Length - Matte Finish - 48 Pcs/Ctn

1" J-Channel: 12' 6" Length - Matte Finish - 40 Pcs/Ctn - Use with D-7 & D-9 Rough Split Shakes"

3/4" Universal Cornerpost: 10' Length - 3-1/3" Face - Woodgrain Finish - 10 Pcs/Ctn

1" Universal Cornerpost: 10' Length - 3-1/2" Face - Woodgrain Finish - 10 Pcs/Ctn

CVUDM	Undersill Trim Deep Mineral (48) #5690422 Sold by = PC Length = 144" Weight = 1 lb.	
CVUES	Undersill Trim Espresso (48) #5690443 Sold by = PC Length = 144" Weight = 1 lb.	
CVUFB	Undersill Trim Frontier Blend (48) #5690451 Sold by = PC Length = 144" Weight = 1 lb.	
CVUFO	Undersill Trim Forest (48) #5690447 Sold by = PC Length = 144" Weight = 1 lb.	
CVUFS	Undersill Trim Flagstone (48) #5690497 Sold by = PC Length = 144" Weight = 1 lb.	
CVUGG	Undersill Trim Granite Gray (48) #5690434 Sold by = PC Length = 144" Weight = 1 lb.	
CVUHC	Undersill Trim Heritage Cream (48) #5690411 Sold by = PC Length = 144" Weight = 1 lb.	
CVUHE	Undersill Trim Herringbone (48) #5690404 Sold by = PC Length = 144" Weight = 1 lb.	
CVUHS	Undersill Trim Hearthstone (48) #5690419 Sold by = PC Length = 144" Weight = 1 lb.	
CVULM	Undersill Trim Light Maple (48) #5690455 Sold by = PC Length = 144" Weight = 1 lb.	
CVUMBL	Undersill Trim Midnight Blue (48) #5690445 Sold by = PC Length = 144" Weight = 1 lb.	
CVUMC	Undersill Trim Mountain Cedar (48) #5690417 Sold by = PC Length = 144" Weight = 1 lb.	

Siding, Accessories & Siding Tools / Certainteed Vinyl Siding Accessories

Product Notes: 1/2" J-Channel: 12' 6" Length - Matte Finish - 48 Pcs/Ctn

3/4" J-Channel: 12' 6" Length - Matte Finish - 48 Pcs/Ctn

1" J-Channel: 12' 6" Length - Matte Finish - 40 Pcs/Ctn - Use with D-7 & D-9 Rough Split Shakes"

3/4" Universal Cornerpost: 10' Length - 3-1/3" Face - Woodgrain Finish - 10 Pcs/Ctn

1" Universal Cornerpost: 10' Length - 3-1/2" Face - Woodgrain Finish - 10 Pcs/Ctn

CVUME	Undersill Trim Melrose (48) #5690439 Sold by = PC Length = 144" Weight = 1 lb.	
CVUN	Undersill Trim Natural Clay (48) #5690460 Sold by = PC Length = 144" Weight = 1 lb.	
CVUO	Undersill Trim Oxford Blue (48) #5690432 Sold by = PC Length = 144" Weight = 1 lb.	
CVUOG	Undersill Trim Olive Grove (48) #5690484 (STC) Sold by = PC Length = 144" Weight = 1 lb.	
CVUPB	Undersill Trim Pacific Blue (48) #5690427 Sold by = PC Length = 144" Weight = 1 lb.	
CVUS	Undersill Trim Sterling Gray (48) #5690433 Sold by = PC Length = 144" Weight = 1 lb.	
CVUSAB	Undersill Trim Sable Brown (48) #5690429 Sold by = PC Length = 144" Weight = 1 lb.	
CVUSAV	Undersill Trim Savannah Wicker (48) #5690459 Sold by = PC Length = 144" Weight = 1 lb.	
CVUSB	Undersill Trim Sandstone Beige (48) #5690415 Sold by = PC Length = 144" Weight = 1 lb.	
CVUSG	Undersill Trim Seagrass (48) #5690430 Sold by = PC Length = 144" Weight = 1 lb.	
CVUSL	Undersill Trim Slate (48) #5690444 Sold by = PC Length = 144" Weight = 1 lb.	
CVUSMG	Undersill Trim Smokey Gray (48) #5690483 Sold by = PC Length = 144" Weight = 1 lb.	

Siding, Accessories & Siding Tools / Certainteed Vinyl Siding Accessories


Product Notes: 1/2" J-Channel: 12' 6" Length - Matte Finish - 48 Pcs/Ctn

3/4" J-Channel: 12' 6" Length - Matte Finish - 48 Pcs/Ctn

1" J-Channel: 12' 6" Length - Matte Finish - 40 Pcs/Ctn - Use with D-7 & D-9 Rough Split Shakes"

3/4" Universal Cornerpost: 10' Length - 3-1/3" Face - Woodgrain Finish - 10 Pcs/Ctn


1" Universal Cornerpost: 10' Length - 3-1/2" Face - Woodgrain Finish - 10 Pcs/Ctn

CVUSN	Undersill Trim Snow (48) #5690431 Sold by = PC Length = 144" Weight = 1 lb.	
CVUSP	Undersill Trim Spruce (48) #5690416 Sold by = PC Length = 144" Weight = 1 lb.	
CVUSPA	Undersill Trim Sparrow (48) #5690458 Sold by = PC Length = 144" Weight = 1 lb.	
CVUTU	Undersill Trim Tuxedo (48) #5690456 Sold by = PC Length = 144" Weight = 1 lb.	
CVUWBL	Undersill Trim Wedgewood Blue (48) #5690489 (STC) Sold by = PC Length = 144" Weight = 1 lb.	
CVUWW	Undersill Trim Weathered Wood (48) #5690490 Sold by = PC Length = 144" Weight = 1 lb.	

Siding, Accessories & Siding Tools / DuraKwik Stone Siding

Product Notes: Ledger & Trim 48" L x 4" H x 2" W









48" W x 13" H 4.33 Sq Ft

DKLB	Durakwik Ledger - Black (4 Pcs/Box) #2001CM Sold by = PC Weight = 2 lb.	
DKLCRB	Durakwik Ledgestone Corner - Rocky Boulder (4Pc/Ctn) #308RBC Sold by = CTN Weight = 8 lb.	
DKLCTF	Durakwik Ledgestone Corner - Taylor Falls (4Pc/Ctn) #308TFC Sold by = CTN Weight = 8 lb.	
DKLG	Durakwik Ledger - Gray (4) #2001G Sold by = PC Weight = 2 lb.	
DKLPRB	Durakwik Ledgestone Panel - Rocky Boulder (4Pc/Ctn) #308RBP Sold by = CTN Weight = 16 lb.	
DKLPTF	Durakwik Ledgestone Panel - Taylor Falls (4Pc/Ctn) #308TFP Sold by = CTN Weight = 16 lb.	
DKPKCMB	Durakwik Touchup Paint-Coal Mine Black 4Oz. *Jar Tp-005 Sold by = ea Weight = 1 lb.	
DKPKFG	Durakwik Touchup Paint-Fossil Gray 4Oz. *Jar Tp-001 (VOLCANO ASH, ARIZONA) Sold by = ea Weight = 1 lb.	
DKPKSG	Durakwik Touchup Paint-Shadow Gray 4Oz. *Jar Tp-004 (TAYLORS FALLS) Sold by = ea Weight = 1 lb.	
DKPKTB	Durakwik Touchup Paint-Thunderbeige 4Oz. *Jar Tp-002 (SIERRA NEVADA) Sold by = ea Weight = 1 lb.	
DKSCCCM	Durakwik Slatestones Contemp. Corner-Coal Mine (4Pc/Ctn) #301CMC Sold by = CTN Weight = 8 lb.	
DKSCPCM	Durakwik Slatestones Contemp. Panel-Coal Mine (4Pc/Ctn) #301CMP Sold by = CTN Weight = 16 lb.	







Siding, Accessories & Siding Tools / DuraKwik Stone Siding

Product Notes: Ledger & Trim 48" L x 4" H x 2" W

48" W x 13" H 4.33 Sq Ft









DKSSCAT	Durakwik Stacked Stone Corner-Arizona Trail (4Pc/Ctn) #310ATC Sold by = CTN Weight = 8 lb.	
DKSSCSN	Durakwik Stacked Stone Corner-Sierra Nevada (4Pc/Ctn) #310SNC Sold by = CTN Weight = 8 lb.	
DKSSCVA	Durakwik Stacked Stone Corner-Volcano Ash (4Pc/Ctn) #310VAC Sold by = CTN Weight = 8 lb.	
DKSSPAT	Durakwik Stacked Stone Panel -Arizona Trail (4Pc/Ctn) #310ATP Sold by = CTN Weight = 16 lb.	
DKSSPSN	Durakwik Stacked Stone Panel -Sierra Nevada (4Pc/Ctn) #310SNP Sold by = CTN Weight = 16 lb.	
DKSSPVA	Durakwik Stacked Stone Panel -Volcano Ash (4Pc/Ctn) #310VAP Sold by = CTN Weight = 16 lb.	
DKTB	Durakwik Trim - Black (4 Pcs/Box) #2002CM Sold by = PC Weight = 2 lb.	
DKTG	Durakwik Trim - Gray (4 Pcs/Box) #2002G Sold by = PC Weight = 2 lb.	








GTAFT	Gentek Align Finish Trim Snow White 12â€™™ 6â€™ (20) *PC #CP011751 Sold by = ea Length = 150" Weight = 1 lb.	
GTAS	Gentek Align Starter Strip 2-1/2â€™x10â€™™ (24)*PC *CP001000 Sold by = ea Width = 2.5" Length = 120" Weight = 1 lb.	
GTBSSW	Gentek Beaded 8" Solid Soffit Snow White #16345751 12/Ctn Sold by = CTN Weight = 56 lb.	
GTCO4AL	D-4 Concord Gentek Siding Almond #13904004 (12/Sq) (STC) Sold by = PC Weight = 4 lb.	
GTCO4CC	D-4 Concord Gentek Siding Canyon Clay #13904088 12/Sq Sold by = PC Weight = 4 lb.	
GTCO4DD	D-4 Concord Gentek Siding Dark Drift #13904665 12/Sq Sold by = PC Weight = 4 lb.	
GTCO4DG	D-4 Concord Gentek Siding Dover Gray #13904150 12/Sq Sold by = PC Weight = 4 lb.	
GTCO4HB	D-4 Concord Gentek Siding Harbor Bay #13904637 12/Sq Sold by = PC Weight = 4 lb.	
GTCO4JG	D-4 Concord Gentek Siding Juniper Grove #13904633 12/Sq Sold by = PC Weight = 4 lb.	
GTCO4PEA	D-4 Concord Gentek Siding Pearl #13904618 12/Sq Sold by = PC Weight = 4 lb.	
GTCO4PEB	D-4 Concord Gentek Siding Pebble #13904307 12/Sq Sold by = PC Weight = 4 lb.	
GTCO4SAG	D-4 Concord Gentek Siding Sage #13904624 (12/Sq) (STC) Sold by = PC Weight = 4 lb.	


GTCO4ST	D-4 Concord Gentek Siding Storm #13904631 12/Sq Sold by = PC Weight = 4 lb.	
GTCO4SW	D-4 Concord Gentek Siding Snow White #13904751 12/Sq Sold by = PC Weight = 4 lb.	
GTCO4WI	D-4 Concord Gentek Siding Wicker #13904840 12/Sq Sold by = PC Weight = 4 lb.	
GTCO4WS	D-4 Concord Gentek Siding Windswept Smoke #13904651 12/Sq Sold by = PC Weight = 4 lb.	
GTDPEA	Dual (Dbl) Undersill Gentek Pearl(20) #14995618 Sold by = PC Weight = 1.4 lb.	
GTDPEB	Dual (Dbl) Undersill Gentek Pebble (20) #14995712 Sold by = PC Weight = 1.4 lb.	
GTDSW	Dual (Dbl) Undersill Gentek Snow White (20) #14995751 Sold by = PC Weight = 1.4 lb.	
GTDWI	Dual (Dbl) Undersill Gentek Wicker (20) #14995840 Sold by = PC Weight = 1.4 lb.	
GTFSW	Gentek F-Channel Snow White (24) Sold by = PC Weight = 1 lb.	
GTIAL	3/4" Inside Corner Gentek Almond Almond 10' (10) #14110004 (STC) Sold by = PC Weight = 3 lb.	
GTICB	3/4" Inside Corner Gentek Coastal Blue 10'(10) #14110625 Sold by = PC Weight = 3 lb.	
GTICC	3/4" Inside Corner Gentek Canyon Clay 10' (10) #14110088 Sold by = PC Weight = 3 lb.	








<p>GTIDD</p>	<p>3/4" Inside Corner Gentek Dark Drift 10' (10) #14110665 Sold by = PC Weight = 3 lb.</p>	
<p>GTIDG</p>	<p>3/4" Inside Corner Gentek Dover Gray 10' (10) #14110150 Sold by = PC Weight = 3 lb.</p>	
<p>GTIES</p>	<p>3/4" Inside Corner Gentek Espresso 10' (10) #14110638 Sold by = PC Weight = 3 lb.</p>	
<p>GTIHB</p>	<p>3/4" Inside Corner Gentek Harbor Bay 10' (10) #14110637 Sold by = PC Weight = 3 lb.</p>	
<p>GTIIO</p>	<p>3/4" Inside Corner Gentek Iron Ore 10' (10) #14110642 Sold by = PC Weight = 3 lb.</p>	
<p>GTIJG</p>	<p>3/4" Inside Corner Gentek Juniper Grove 10' (10) #14110633 Sold by = PC Weight = 3 lb.</p>	
<p>GTIMBR</p>	<p>3/4" Inside Corner Gentek Majestic Brick 10' (10) #14110876 Sold by = PC Weight = 3 lb.</p>	
<p>GTIMD</p>	<p>3/4" Inside Corner Gentek Marine Dusk 10' (10) #14110877 Sold by = PC Weight = 3 lb.</p>	
<p>GTIMM</p>	<p>3/4" Inside Corner Gentek Moonlit Moss 10' (10) #14110653 Sold by = PC Weight = 3 lb.</p>	
<p>GTIMS</p>	<p>3/4" Inside Corner Gentek Midnight Surf 10' (10) #14110652 Sold by = PC Weight = 3 lb.</p>	
<p>GTIPEA</p>	<p>3/4" Inside Corner Gentek Pearl 10' (10) #14110618 Sold by = PC Weight = 3 lb.</p>	
<p>GTIPEB</p>	<p>3/4" Inside Corner Gentek Pebble 10' (10) #14110307 Sold by = PC Weight = 3 lb.</p>	








<p>GTIRB</p>	<p>3/4" Inside Corner Gentek Rockport Brown 10 '(10) #14110875 Sold by = PC Weight = 3 lb.</p>	
<p>GTISAG</p>	<p>3/4" Inside Corner Gentek Sage 10' (10) #14110624 (STC) Sold by = PC Weight = 3 lb.</p>	
<p>GTIST</p>	<p>3/4" Inside Corner Gentek Storm 10' (10) #14110631 Sold by = PC Weight = 3 lb.</p>	
<p>GTISW</p>	<p>3/4" Inside Corner Gentek Snow White 10' (10) #14110751 Sold by = PC Weight = 3 lb.</p>	
<p>GTIWI</p>	<p>3/4" Inside Corner Gentek Wicker 10' (10) #14110840 Sold by = PC Weight = 3 lb.</p>	
<p>GTIWS</p>	<p>3/4" Inside Corner Gentek Windswept Smoke 10' (10) #14110651 Sold by = PC Weight = 3 lb.</p>	
<p>GTJ212SW</p>	<p>2 1/2" J-Channel Gentek Snow White (18) Sold by = PC Weight = 6 lb.</p>	
<p>GTJAL</p>	<p>3/4" J-Channel Gentek Almond (40) *Pc #14095004 (STC) Sold by = PC Weight = 1.25 lb.</p>	
<p>GTJCB</p>	<p>3/4" J-Channel Gentek Coastal Blue (40) *Pc #14095625 Sold by = PC Weight = 1.25 lb.</p>	
<p>GTJCC</p>	<p>3/4" J-Channel Gentek Canyon Clay (40) *Pc #14095088 Sold by = PC Weight = 1.25 lb.</p>	
<p>GTJDD</p>	<p>3/4" J-Channel Gentek Dark Drift (40) *Pc #14095665 Sold by = PC Weight = 1.25 lb.</p>	
<p>GTJDG</p>	<p>3/4" J-Channel Gentek Dover Gray (40) *Pc #14095150 Sold by = PC Weight = 1.25 lb.</p>	

<p>GTJES</p>	<p>3/4" J-Channel Gentek Espresso (40) *Pc #14095638 Sold by = PC Weight = 1.25 lb.</p>	
<p>GTJHB</p>	<p>3/4" J-Channel Gentek Harbor Bay (40) *Pc #14095637 Sold by = PC Weight = 1.25 lb.</p>	
<p>GTJHS</p>	<p>3/4" J-Channel Gentek Hudson Slate (40) *Pc #14095873 (STC) Sold by = PC Weight = 1.25 lb.</p>	
<p>GTJIO</p>	<p>3/4" J-Channel Gentek Iron Ore (40) *Pc #14095642 Sold by = PC Weight = 1.25 lb.</p>	
<p>GTJJG</p>	<p>3/4" J-Channel Gentek Juniper Grove (40) *Pc #14095633 Sold by = PC Weight = 1.25 lb.</p>	
<p>GTJMBR</p>	<p>3/4" J-Channel Gentek Majestic Brick (40) *Pc #14095876 Sold by = PC Weight = 1.25 lb.</p>	
<p>GTJMD</p>	<p>3/4" J-Channel Gentek Marine Dusk(40) *Pc #14095877 Sold by = PC Weight = 1.25 lb.</p>	
<p>GTJMM</p>	<p>3/4" J-Channel Gentek Moonlit Moss (40) *Pc #14095653 Sold by = PC Weight = 1.25 lb.</p>	
<p>GTJMS</p>	<p>3/4" J-Channel Gentek Midnight Surf (40) *Pc #14095652 Sold by = PC Weight = 1.25 lb.</p>	
<p>GTJPEA</p>	<p>3/4" J-Channel Gentek Pearl (40) *Pc #14095618 Sold by = PC Weight = 1.25 lb.</p>	
<p>GTJPEB</p>	<p>3/4" J-Channel Gentek Pebble (40) *Pc #14095307 Sold by = PC Weight = 1.25 lb.</p>	
<p>GTJRB</p>	<p>3/4" J-Channel Gentek Rockport Brown (40) *Pc #14095875 Sold by = PC Weight = 1.25 lb.</p>	

GTJSAG	3/4" J-Channel Gentek Sage (40) *Pc #14095624 (STC) Sold by = PC Weight = 1.25 lb.	
GTJST	3/4" J-Channel Gentek Storm (40) *Pc #14095631 Sold by = PC Weight = 1.25 lb.	
GTJSW	3/4" J-Channel Gentek Snow White (40) *Pc #14095751 Sold by = PC Weight = 1.25 lb.	
GTJWI	3/4" J-Channel Gentek Wicker (40) *Pc #14095840 Sold by = PC Weight = 1.25 lb.	
GTJWS	3/4" J-Channel Gentek Windswept Smoke (40) *Pc #14095651 Sold by = PC Weight = 1.25 lb.	
GTO6SW	6" Gentek Outside Corner Snow White (5) *Pc Sold by = PC Weight = 10 lb.	
GTOAL	3/4" Outside Corner Gentek Almond 10' (10) *Pc #14515004 (STC) Sold by = PC Weight = 4 lb.	
GTOCB	3/4" Outside Corner Gentek Coastal Blue 10' (10) *Pc #14515625 Sold by = PC Weight = 4 lb.	
GTOCC	3/4" Outside Corner Gentek Canyon Clay 10' (10) *Pc #14515088 Sold by = PC Weight = 4 lb.	
GTODD	3/4" Outside Corner Gentek Dark Drift 10' (10) *Pc #14515665 Sold by = PC Weight = 4 lb.	
GTODG	3/4" Outside Corner Gentek Dover Gray 10' (10) *Pc #14515150 Sold by = PC Weight = 4 lb.	
GTOES	3/4" Outside Corner Gentek Espresso 10' (10) *Pc #14515638 Sold by = PC Weight = 4 lb.	

GTOHB	3/4" Outside Corner Gentek Harbor Bay 10' (10) *Pc #14515637	
	Sold by = PC Weight = 4 lb.	
GTOHS	3/4" Outside Corner Gentek Hudson Slate 10' (10) *Pc #14515873 (STC)	
	Sold by = PC Weight = 4 lb.	
GTOIO	3/4" Outside Corner Gentek Iron Ore 10' (10) *Pc #14515642	
	Sold by = PC Weight = 4 lb.	
GTOJG	3/4" Outside Corner Gentek Juniper Grove 10' (10) *Pc #14515633	
	Sold by = PC Weight = 4 lb.	
GTOMBR	3/4" Outside Corner Gentek Majestic Brick 10' (10) *Pc #14515876	
	Sold by = PC Weight = 4 lb.	
GTOMD	3/4" Outside Corner Gentek Marine Dusk 10' (10) *Pc #14515877	
	Sold by = PC Weight = 4 lb.	
GTOMM	3/4" Outside Corner Gentek Moonlit Moss 10' (10) *Pc #14515653	
	Sold by = PC Weight = 4 lb.	
GTOMS	3/4" Outside Corner Gentek Midnight Surf 10' (10) #14515652	
	Sold by = PC Weight = 4 lb.	
GTOPEA	3/4" Outside Corner Gentek Pearl 10' (10) *Pc #14515618	
	Sold by = PC Weight = 4 lb.	
GTOPEB	3/4" Outside Corner Gentek Pebble 10' (10) *Pc #14515307	
	Sold by = PC Weight = 4 lb.	
GTORB	3/4" Outside Corner Gentek Rockport Brown 10' (10) *Pc #14515875	
	Sold by = PC Weight = 4 lb.	
GTOSAG	3/4" Outside Corner Gentek Sage 10' (10) *Pc #14515624 (STC)	
	Sold by = PC Weight = 4 lb.	

GTOST	3/4" Outside Corner Gentek Storm 10' (10) *Pc #14515631 Sold by = PC Weight = 4 lb.	
GTOSW	3/4" Outside Corner Gentek Snow White 10' (10) *Pc #14515751 Sold by = PC Weight = 4 lb.	
GTOWI	3/4" Outside Corner Gentek Wicker 10' (10) *Pc #14515840 Sold by = PC Weight = 4 lb.	
GTOWS	3/4" Outside Corner Gentek Windswept Smoke 10' (10) *Pc #14515651 Sold by = PC Weight = 4 lb.	
GTSE4CB	D-4 Sequoia Select Gentek Coastal Blue # 13715625 12/Sq *Pc Sold by = PC Weight = 5 lb.	
GTSE4CC	D-4 Sequoia Select Gentek Canyon Clay #13715088 12/Sq *Pc Sold by = PC Weight = 5 lb.	
GTSE4DD	D-4 Sequoia Select Gentek Dark Drift #13715665 12/Sq *Pc Sold by = PC Weight = 5 lb.	
GTSE4DG	D-4 Sequoia Select Gentek Dover Gray #13715150 12/Sq *Pc Sold by = PC Weight = 5 lb.	
GTSE4ES	D-4 Sequoia Select Gentek Espresso #13715638 12/Sq *Pc Sold by = PC Weight = 5 lb.	
GTSE4HS	D-4 Sequoia Select Gentek Hudson Slate #13715873 12/Sq *Pc (STC) Sold by = PC Weight = 5 lb.	
GTSE4IO	D-4 Sequoia Select Gentek Iron Ore #13715642 12/Sq *Pc Sold by = PC Weight = 5 lb.	
GTSE4JG	D-4 Sequoia Select Gentek Juniper Grove #13715633 12/Sq Sold by = PC Weight = 5 lb.	

GTSE4MBR	D-4 Sequoia Select Gentek Majestic Brick #13715876 12/Sq	Sold by = PC Weight = 5 lb.	
GTSE4MD	D-4 Sequoia Select Gentek Marine Dusk # 13715877 12/Sq *Pc	Sold by = PC Weight = 5 lb.	
GTSE4MM	D-4 Sequoia Select Gentek Moonlit Moss #13715653 12/Sq *Pc	Sold by = PC Weight = 5 lb.	
GTSE4MS	D-4 Sequoia Select Gentek Midnight Surf #13715652 12/Sq *Pc	Sold by = PC Weight = 5 lb.	
GTSE4PEB	D-4 Sequoia Select Gentek Pebble #13715307 12/Sq *Pc	Sold by = PC Weight = 5 lb.	
GTSE4RB	D-4 Sequoia Select Gentek Rockport Brown #13715875 12/Sq *Pc	Sold by = PC Weight = 5 lb.	
GTSE4SAG	D-4 Sequoia Select Gentek Sage #13715624 12/Sq *Pc (STC)	Sold by = PC Weight = 5 lb.	
GTSE4SW	D-4 Sequoia Select Gentek Snow White #13715751 12/Sq *Pc	Sold by = PC Weight = 5 lb.	
GTSE4WI	D-4 Sequoia Select Gentek Wicker #13715840 12/Sq *Pc	Sold by = PC Weight = 5 lb.	
GTSE4WS	D-4 Sequoia Select Gentek Windswept Smoke #13715651 12/Sq *Pc	Sold by = PC Weight = 5 lb.	
GTSS	Gentek Surround Starter 12' (25) *Pc	Sold by = PC Weight = 2 lb.	
GTSST4SW	T-4 Solid Soffit/Vertical Siding Snow White #16550751 16/Ctn	Sold by = CTN Weight = 79 lb.	

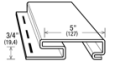
GTUAL	Undersill Trim Gentek Almond (40) *Pc #14078004 (STC) Sold by = PC Weight = 1 lb.	
GTUCB	Undersill Trim Gentek Coastal Blue (40) *Pc #14078625 Sold by = PC Weight = 1 lb.	
GTUCC	Undersill Trim Gentek Canyon Clay (40) *Pc #14078088 Sold by = PC Weight = 1 lb.	
GTUDD	Undersill Trim Gentek Dark Drift (40) *Pc #14078665 Sold by = PC Weight = 1 lb.	
GTUDG	Undersill Trim Gentek Dover Gray (40) *Pc #14078150 Sold by = PC Weight = 1 lb.	
GTUES	Undersill Trim Gentek Espresso (40) *Pc #14078638 Sold by = PC Weight = 1 lb.	
GTUHB	Undersill Trim Gentek Harbor Bay (40) *Pc #14078637 Sold by = PC Weight = 1 lb.	
GTUHS	Undersill Trim Gentek Hudson Slate (40) *Pc #14078873 (STC) Sold by = PC Weight = 1 lb.	
GTUIO	Undersill Trim Gentek Iron Ore (40) *Pc #14078642 Sold by = PC Weight = 1 lb.	
GTUJG	Undersill Trim Gentek Juniper Grove (40) *Pc #14078633 Sold by = PC Weight = 1 lb.	
GTUMBR	Undersill Trim Gentek Majestic Brick (40) *Pc #14078876 Sold by = PC Weight = 1 lb.	
GTUMD	Undersill Trim Gentek Marine Dusk (40) *Pc #14078877 Sold by = PC Weight = 1 lb.	

<p>GTUMM</p>	<p>Undersill Trim Gentek Moonlit Moss (40) *Pc #14078653 Sold by = PC Weight = 1 lb.</p>	
<p>GTUMS</p>	<p>Undersill Trim Gentek Midnight Surf (40) *Pc #14078652 Sold by = PC Weight = 1 lb.</p>	
<p>GTUPEA</p>	<p>Undersill Trim Gentek Pearl (40) *Pc #14078618 Sold by = PC Weight = 1 lb.</p>	
<p>GTUPEB</p>	<p>Undersill Trim Gentek Pebble (40) *Pc #14078307 Sold by = PC Weight = 1 lb.</p>	
<p>GTURB</p>	<p>Undersill Trim Gentek Rockport Brown (40) *Pc #14078875 Sold by = PC Weight = 1 lb.</p>	
<p>GTUSAG</p>	<p>Undersill Trim Gentek Sage (40) *Pc #14078624 (STC) Sold by = PC Weight = 1 lb.</p>	
<p>GTUST</p>	<p>Undersill Trim Gentek Storm (40) *Pc #14078631 Sold by = PC Weight = 1 lb.</p>	
<p>GTUSW</p>	<p>Undersill Trim Gentek Snow White (40) *Pc #14078751 Sold by = PC Weight = 1 lb.</p>	
<p>GTUWI</p>	<p>Undersill Trim Gentek Wicker (40) *Pc #14078840 Sold by = PC Weight = 1 lb.</p>	
<p>GTUWS</p>	<p>Undersill Trim Gentek Windswept Smoke (40) *Pc #14078651 Sold by = PC Weight = 1 lb.</p>	
<p>GTVST4SW</p>	<p>T-4 Vented Soffit Snow White #16590751 16/Ctn Sold by = CTN Weight = 79 lb.</p>	
<p>GTWD312SW</p>	<p>Gentek 3-1/2"x20' Lineal Window / Door Surround Snow White(5) Sold by = PC Weight = 6 lb.</p>	

GTWD5SW

Gentek 5"x20' Lineal Window / Door Surround Snow White (10)


Sold by = PC | Weight = 7 lb.



Siding, Accessories & Siding Tools / LP Smartside

Product Notes: **Prefinished Textured Lap Siding:** Sold In 4 Pc. Bundles - 10.7 Pcs Per Sq. - 66 Bdl's Per Unit













Prefinished Great Random Shakes: Sold in 5 Pc Bdl's Only - Reversible - Shake colors are darker than lap siding colors. 7/16" Thickness
12" x 48" - 30.3 pc. per sq. - 40 bundles per unit

SSDC1AC	Acadia NT3 1" Drip Cap Smartside10' Sold by = ea Thickness = 1" Width = 1" Length = 120" Weight = 1 lb.	
SSDC1BH	Black Hills NT3 1" Drip Cap Smartside10' Sold by = ea Thickness = 1" Width = 1" Length = 120" Weight = 1 lb.	
SSDC1BR	Bridgeport NT3 1" Drip Cap Smartside10' Sold by = ea Thickness = 1" Width = 1" Length = 120" Weight = 1 lb.	
SSDC1CE	Cedar NT3 1" Drip Cap Smartside10' Sold by = ea Thickness = 1" Width = 1" Length = 120" Weight = 1 lb.	
SSDC1CR	Country Red NT3 1" Drip Cap Smartside10' Sold by = ea Thickness = 1" Width = 1" Length = 120" Weight = 1 lb.	
SSDC1GRA	Granite NT3 1" Drip Cap Smartside10' Sold by = ea Thickness = 1" Width = 1" Length = 120" Weight = 1 lb.	
SSDC1KH	Khaki NT3 1" Drip Cap Smartside10' Sold by = ea Thickness = 1" Width = 1" Length = 120" Weight = 1 lb.	
SSDC1MG	Mist Gray NT3 1" Drip Cap Smartside 10' Sold by = ea Thickness = 1" Width = 1" Length = 120" Weight = 1 lb.	
SSDC1PI	Pinehurst NT3 1" Drip Cap Smartside10' Sold by = ea Thickness = 1" Width = 1" Length = 120" Weight = 1 lb.	
SSDC1SA	Sand NT3 1" Drip Cap smartside10' Sold by = ea Thickness = 1" Width = 1" Length = 120" Weight = 1 lb.	
SSDC1SB	Scotia Blue NT3 1" Drip Cap Smartside10' Sold by = ea Thickness = 1" Width = 1" Length = 120" Weight = 1 lb.	
SSDC1SI	Sierra NT3 1" Drip Cap smartside10' Sold by = ea Thickness = 1" Width = 1" Length = 120" Weight = 1 lb.	

Siding, Accessories & Siding Tools / LP Smartside

Product Notes: **Prefinished Textured Lap Siding:** Sold In 4 Pc. Bundles - 10.7 Pcs Per Sq. - 66 Bdl's Per Unit











Prefinished Great Random Shakes: Sold in 5 Pc Bdl's Only - Reversible - Shake colors are darker than lap siding colors. 7/16" Thickness
12" x 48" - 30.3 pc. per sq. - 40 bundles per unit

SSDC1TE	Teton NT3 1" Drip Cap Smartside10' Sold by = ea Thickness = 1" Width = 1" Length = 120" Weight = 1 lb.	
SSDC1TH	Tahoe NT3 1" Drip Cap Smartside10' Sold by = ea Thickness = 1" Width = 1" Length = 120" Weight = 1 lb.	
SSDC1WA	Walnut NT3 1" Drip Cap Smartside10' Sold by = ea Thickness = 1" Width = 1" Length = 120" Weight = 1 lb.	
SSDC1WH	White NT3 1" Drip Cap Smartside10' Sold by = ea Thickness = 1" Width = 1" Length = 120" Weight = 1 lb.	
SSDC1YE	Yellowstone NT3 1" Drip Cap Smartside10' Sold by = ea Thickness = 1" Width = 1" Length = 120" Weight = 1 lb.	
SSIAC	Inside Corner 5/4"X2"X10' Woodgrain Acadia Smartside - (Disc when Gone) Sold by = ea Thickness = 1.25" Width = 2" Length = 120" Weight = 13 lb.	
SSIBH	Inside Corner 5/4"X2"X10' Woodgrain Blackhills Smartside Sold by = ea Thickness = 1.25" Width = 2" Length = 120" Weight = 13 lb.	
SSIBR	Inside Corner 5/4"X2"X10' Woodgrain Bridgeportsmartside -(Disc when Gone) Sold by = ea Thickness = 1.25" Width = 2" Length = 120" Weight = 13 lb.	
SSICE	Inside Corner 5/4"X2"X10' Woodgrain Cedar Smartside Sold by = ea Thickness = 1.25" Width = 2" Length = 120" Weight = 13 lb.	
SSICR	Inside Corner 5/4"X2"X10' Woodgrain Country Red Smartside -(Disc when Gone) Sold by = ea Thickness = 1.25" Width = 2" Length = 120" Weight = 13 lb.	
SSIFO	Inside Corner 5/4"X2"X10' Woodgrain Fossil Smartside -(Disc when Gone) Sold by = ea Thickness = 1.25" Width = 2" Length = 120" Weight = 13 lb.	
SSIGRA	Inside Corner 5/4"X2"X10' Woodgrain Granite Smartside -(Disc when Gone) Sold by = ea Thickness = 1.25" Width = 2" Length = 120" Weight = 13 lb.	

Siding, Accessories & Siding Tools / LP Smartside

Product Notes: **Prefinished Textured Lap Siding:** Sold In 4 Pc. Bundles - 10.7 Pcs Per Sq. - 66 Bdl's Per Unit

Prefinished Great Random Shakes: Sold in 5 Pc Bdl's Only - Reversible - Shake colors are darker than lap siding colors. 7/16" Thickness
12" x 48" - 30.3 pc. per sq. - 40 bundles per unit

SSII	Smartside Install Instructions Sold by = ea Weight = 1 lb.	
SSIKH	Inside Corner 5/4"X2"X10' Woodgrain Khaki Smartside - (Disc when Gone) Sold by = ea Thickness = 1.25" Width = 2" Length = 120" Weight = 13 lb.	
SSIMG	Inside Corner 5/4"X2"X10' Woodgrain Mist Graysmartside -(Disc when Gone) Sold by = ea Thickness = 1.25" Width = 2" Length = 120" Weight = 13 lb.	
SSINSTALL	SmartSide Install Instructions Sold by = ea	
SSIPI	Inside Corner 5/4"X2"X10' Woodgrain Pinehurst Smartside - (Disc when Gone) Sold by = ea Thickness = 1.25" Width = 2" Length = 120" Weight = 13 lb.	
SSISA	Inside Corner 5/4"X2"X10' Woodgrain Sand Smartside - (Disc when Gone) Sold by = ea Thickness = 1.25" Width = 2" Length = 120" Weight = 13 lb.	
SSISB	Inside Corner 5/4"X2"X10' Woodgrain scotia Blue Smartside - (Disc when Gone) Sold by = ea Thickness = 1.25" Width = 2" Length = 120" Weight = 13 lb.	
SSISI	Inside Corner 5/4"X2"X10' Woodgrain Sierra Smartside Sold by = ea Thickness = 1.25" Width = 2" Length = 120" Weight = 13 lb.	
SSITE	Inside Corner 5/4"X2"X10' Woodgrain Teton Smartside Sold by = ea Thickness = 1.25" Width = 2" Length = 120" Weight = 13 lb.	
SSITH	Inside Corner 5/4"X2"X10' Woodgrain Tahoe Smartside Sold by = ea Thickness = 1.25" Width = 2" Length = 120" Weight = 13 lb.	
SSIWA	Inside Corner 5/4"X2"X10' Woodgrain Walnut Smartside - (Disc when Gone) Sold by = ea Thickness = 1.25" Width = 2" Length = 120" Weight = 13 lb.	
SSIYE	Inside Corner 5/4"X2"X10' Woodgrain Yellowstone Smartside Sold by = ea Thickness = 1.25" Width = 2" Length = 120" Weight = 13 lb.	

Siding, Accessories & Siding Tools / LP Smartside

Product Notes: **Prefinished Textured Lap Siding:** Sold In 4 Pc. Bundles - 10.7 Pcs Per Sq. - 66 Bdl's Per Unit












Prefinished Great Random Shakes: Sold in 5 Pc Bdl's Only - Reversible - Shake colors are darker than lap siding colors. 7/16" Thickness
12" x 48" - 30.3 pc. per sq. - 40 bundles per unit

<p>SSLBH</p>	<p>Black Hills 8"X16' Smartside Woodgrain Siding (4/Bdl) (66) Sold by = ea Thickness = 0.375" Width = 8" Length = 192" Weight = 15 lb.</p>	
<p>SSLCE</p>	<p>Cedar 8"X16' Smartside Woodgrain Siding (4/Bdl) (66) Sold by = ea Thickness = 0.375" Width = 8" Length = 192" Weight = 15 lb.</p>	
<p>SSLSI</p>	<p>Sierra 8"X16' Smartside Woodgrain Siding (4/Bdl) (66) Sold by = ea Thickness = 0.375" Width = 8" Length = 192" Weight = 15 lb.</p>	
<p>SSLTE</p>	<p>Teton 8"X16' Smartside Woodgrain Siding (4/Bdl) (66) Sold by = ea Thickness = 0.375" Width = 8" Length = 192" Weight = 15 lb.</p>	
<p>SSLTH</p>	<p>Tahoe 8" X 16' Smartside Woodgrain Siding (4/Bdl) (66) Sold by = ea Thickness = 0.375" Width = 8" Length = 192" Weight = 15 lb.</p>	
<p>SSLWA</p>	<p>Walnut 8"X16' Smartside Woodgrain Siding (4/Bdl) (66) - NON-STOCK COLOR Sold by = ea Thickness = 0.375" Width = 8" Length = 192" Weight = 15 lb.</p>	
<p>SSLYE</p>	<p>Yellowstone 8"X16' Smartside Woodgrain Siding (4/Bdl) (66) Sold by = ea Thickness = 0.375" Width = 8" Length = 192" Weight = 15 lb.</p>	
<p>SSMCBH</p>	<p>9" Joint Molding Cover Black Hills Woodgrain Smartside (50) Sold by = ea Width = 1" Length = 9" Weight = 0.13 lb.</p>	
<p>SSMCCE</p>	<p>9" Joint Molding Cover Cedar Woodgrain Smartside (50) Sold by = ea Width = 1" Length = 9" Weight = 0.13 lb.</p>	
<p>SSMCCR</p>	<p>9" Joint Molding Cover Country Red Woodgrain Smartside (50) - NONSTOCK Sold by = ea Width = 1" Length = 9" Weight = 0.13 lb.</p>	
<p>SSMCFO</p>	<p>9" Joint Molding Cover Fossil Woodgrain Smartside (50) - NONSTOCK COLOR Sold by = ea Width = 1" Length = 9" Weight = 0.13 lb.</p>	
<p>SSMCGRA</p>	<p>9" Joint Molding Cover Granite Woodgrain Smartside (50) (Disc when Gone) Sold by = ea Width = 1" Length = 9" Weight = 0.13 lb.</p>	

Siding, Accessories & Siding Tools / LP Smartside

Product Notes: **Prefinished Textured Lap Siding:** Sold In 4 Pc. Bundles - 10.7 Pcs Per Sq. - 66 Bdl's Per Unit











Prefinished Great Random Shakes: Sold in 5 Pc Bdl's Only - Reversible - Shake colors are darker than lap siding colors. 7/16" Thickness
12" x 48" - 30.3 pc. per sq. - 40 bundles per unit

<p>SSMCKH</p>	<p>9" Joint Molding Cover Khaki Woodgrain Smartside (50) D(Disc when Gone) Sold by = ea Width = 1" Length = 9" Weight = 0.13 lb.</p>	
<p>SSMCMG</p>	<p>9" Joint Molding Cover Mist Gray Woodgrain Smartside (50)(Disc when Gone) Sold by = ea Width = 1" Length = 9" Weight = 0.13 lb.</p>	
<p>SSMCPI</p>	<p>9" Joint Molding Cover Pinehurst Woodgrain Smartside (50) (Disc when Gone) Sold by = ea Width = 1" Length = 9" Weight = 0.13 lb.</p>	
<p>SSMCSA</p>	<p>9" Joint Molding Cover Sand Woodgrain Smartside (50) (Disc when Gone) Sold by = ea Width = 1" Length = 9" Weight = 0.13 lb.</p>	
<p>SSMCSB</p>	<p>9" Joint Molding Cover Scotia Blue Woodgrain Smartside (50) Sold by = ea Width = 1" Length = 9" Weight = 0.13 lb.</p>	
<p>SSMCSI</p>	<p>9" Joint Molding Cover Sierra Woodgrain Smartside (50) Sold by = ea Width = 1" Length = 9" Weight = 0.13 lb.</p>	
<p>SSMCTE</p>	<p>9" Joint Molding Cover Teton Woodgrain Smartside (50) Sold by = ea Width = 1" Length = 9" Weight = 0.13 lb.</p>	
<p>SSMCTH</p>	<p>9" Joint Molding Cover Tahoe Woodgrain Smartside (50) Sold by = ea Width = 1" Length = 9" Weight = 0.13 lb.</p>	
<p>SSMCWA</p>	<p>9" Joint Molding Cover Walnut Woodgrain Smartside (50) Sold by = ea Width = 1" Length = 9" Weight = 0.13 lb.</p>	
<p>SSMCWH</p>	<p>9" Joint Molding Cover White Woodgrain Smartside (50) Sold by = ea Width = 1" Length = 9" Weight = 0.13 lb.</p>	
<p>SSMCYE</p>	<p>9" Joint Molding Cover Yellowstone Woodgrain Smartside (50) Sold by = ea Width = 1" Length = 9" Weight = 0.13 lb.</p>	
<p>SSNAAC</p>	<p>LP Smartside Nails (Maze) 8D Cem8-M009 Acadia/Pinehurst 5Lb Sold by = ea Weight = 5 lb.</p>	

Siding, Accessories & Siding Tools / LP Smartside

Product Notes: **Prefinished Textured Lap Siding:** Sold In 4 Pc. Bundles - 10.7 Pcs Per Sq. - 66 Bdl's Per Unit

Prefinished Great Random Shakes: Sold in 5 Pc Bdl's Only - Reversible - Shake colors are darker than lap siding colors. 7/16" Thickness
12" x 48" - 30.3 pc. per sq. - 40 bundles per unit

<p>SSNABH</p>	<p>LP Smartside Nails (Maze) 8D Cem8-M192 Black Hills 5Lb Sold by = ea Weight = 5 lb.</p>	
<p>SSNABR</p>	<p>LP Smartside Nails (Maze) 8D Cem8-M136 Bridgeport 5Lb Sold by = ea Weight = 5 lb.</p>	
<p>SSNACR</p>	<p>LP Smartside Nails (Maze) 8D Cem8-M41 Country Red 5Lb Sold by = ea Weight = 5 lb.</p>	
<p>SSNAGRA</p>	<p>LP Smartside Nails (Maze) 8D Cem8-M189 Granite 5Lb Sold by = ea Weight = 5 lb.</p>	
<p>SSNAKH</p>	<p>LP Smartside Nails (Maze) 8D Cem8-M251 Khaki 5Lb Sold by = ea Weight = 5 lb.</p>	
<p>SSNAMG</p>	<p>LP Smartside Nails (Maze) 8D Cem8-M313 Mist Gray 5Lb Sold by = ea Weight = 5 lb.</p>	
<p>SSNASA</p>	<p>LP Smartside Nails (Maze) 8D Cem8-M158 Sand 5Lb Sold by = ea Weight = 5 lb.</p>	
<p>SSNASB</p>	<p>LP Smartside Nails (Maze) 8D Cem8-M256 Scotia Blue 5Lb Sold by = ea Weight = 5 lb.</p>	
<p>SSNASI</p>	<p>LP Smartside Nails (Maze) 8D Cem8-M50 Sierra 5Lb Sold by = ea Weight = 5 lb.</p>	
<p>SSOAC</p>	<p>Outside Corner 5/4"X4"X4"X10' Acadia Woodgrain Smartside -(Disc when Gone) Sold by = ea Thickness = 4" Width = 4" Length = 120" Weight = 19 lb.</p>	
<p>SSOBH</p>	<p>Outside Corner 5/4"X4"X4"X10' Black Hills Woodgrain Smartside Sold by = ea Thickness = 4" Width = 4" Length = 120" Weight = 19 lb.</p>	
<p>SSOBR</p>	<p>Outside Corner 5/4"X4"X4"X10' Bridgeport Woodgrain Smartside - (Disc when Gone) Sold by = ea Thickness = 4" Width = 4" Length = 120" Weight = 19 lb.</p>	

Siding, Accessories & Siding Tools / LP Smartside

Product Notes: **Prefinished Textured Lap Siding:** Sold In 4 Pc. Bundles - 10.7 Pcs Per Sq. - 66 Bdl's Per Unit




Prefinished Great Random Shakes: Sold in 5 Pc Bdl's Only - Reversible - Shake colors are darker than lap siding colors. 7/16" Thickness
12" x 48" - 30.3 pc. per sq. - 40 bundles per unit

SSOCE	Outside Corner 5/4"X4"X4"X10' Cedar Woodgrain Smartside Sold by = ea Thickness = 4" Width = 4" Length = 120" Weight = 19 lb.	
SSOEB	Outside Corner 5/4"X4"X4"X10' Ebony Woodgrain Smartside - (Disc when Gone) Sold by = ea Thickness = 4" Width = 4" Length = 120" Weight = 19 lb.	
SSOFO	Outside Corner 5/4"X4"X4"X10' Fossil Woodgrain Smartside -(Disc when Gone) Sold by = ea Thickness = 4" Width = 4" Length = 120" Weight = 19 lb.	
SSOGRA	Outside Corner 5/4"X4"X4"X10' Granite Woodgrain Smartside -(Disc when Gone) Sold by = ea Thickness = 4" Width = 4" Length = 120" Weight = 19 lb.	
SSOKH	Outside Corner 5/4"X4"X4"X10' Khaki Woodgrain Smartside -(Disc when Gone) Sold by = ea Thickness = 4" Width = 4" Length = 120" Weight = 19 lb.	
SSOMG	Outside Corner 5/4"X4"X4"X10' Mist Gray Woodgrain Smartside - (Disc when Gone) Sold by = ea Thickness = 4" Width = 4" Length = 120" Weight = 19 lb.	
SSONF	Outside Corner Nail Flange 10' Smartside Sold By The Pair Sold by = ea Width = 2" Length = 120" Weight = 2.5 lb.	
SSOPI	Outside Corner 5/4"X4"X4"X10' Pinehurst Woodgrain Smartside -(Disc when Gone) Sold by = ea Thickness = 4" Width = 4" Length = 120" Weight = 19 lb.	
SSOSA	Outside Corner 5/4"X4"X4"X10' Sand Woodgrain Smartside - (Disc when Gone) Sold by = ea Thickness = 4" Width = 4" Length = 120" Weight = 19 lb.	
SSOSB	Outside Corner 5/4"X4"X4"X10' Scotia Blue Woodgrain Smartside - (Disc when Gone) Sold by = ea Thickness = 4" Width = 4" Length = 120" Weight = 19 lb.	
SSOSI	Outside Corner 5/4"X4"X4"X10' Sierra Woodgrain Smartside Sold by = ea Thickness = 4" Width = 4" Length = 120" Weight = 19 lb.	
SSOTE	Outside Corner 5/4"X4"X4"X10' Teton Woodgrain Smartside Sold by = ea Thickness = 4" Width = 4" Length = 120" Weight = 19 lb.	

Siding, Accessories & Siding Tools / LP Smartside

Product Notes: **Prefinished Textured Lap Siding:** Sold In 4 Pc. Bundles - 10.7 Pcs Per Sq. - 66 Bdl's Per Unit








Prefinished Great Random Shakes: Sold in 5 Pc Bdl's Only - Reversible - Shake colors are darker than lap siding colors. 7/16" Thickness
12" x 48" - 30.3 pc. per sq. - 40 bundles per unit

SSOTH	Outside Corner 5/4"X4"X4"X10' Tahoe Woodgrain Smartside	
	Sold by = ea Thickness = 4" Width = 4" Length = 120" Weight = 19 lb.	
SSOWA	Outside Corner 5/4"X4"X4"X10' Walnut Woodgrain Smartside -(Disc when Gone)	
	Sold by = ea Thickness = 4" Width = 4" Length = 120" Weight = 19 lb.	
SSOYE	Outside Corner 5/4"X4"X4"X10' Yellowstone Woodgrain Smartside	
	Sold by = ea Thickness = 4" Width = 4" Length = 120" Weight = 19 lb.	
SSPKAC	Touch-Up Paint Kit 16 Oz Acadia Smartside (16) NON-STOCK COLOR	
	Sold by = ea Thickness = 3.5" Width = 3.5" Length = 4" Weight = 2 lb.	
SSPKAM	Touch-Up Paint Kit 16 Oz Autumn Meadow (16)	
	Sold by = ea Thickness = 3.5" Width = 3.5" Length = 4" Weight = 2 lb.	
SSPKBH	Touch-Up Paint Kit 16 Oz Black Hills Smartside (16)	
	Sold by = ea Thickness = 3.5" Width = 3.5" Length = 4" Weight = 2 lb.	
SSPKBR	Touch-Up Paint Kit 16 Oz Bridgeport Smartside (16) NON-STOCK COLOR	
	Sold by = ea Thickness = 3.5" Width = 3.5" Length = 4" Weight = 2 lb.	
SSPKBW	Touch-Up Paint Kit 16 Oz Back Woods (16)	
	Sold by = ea Thickness = 3.5" Width = 3.5" Length = 4" Weight = 2 lb.	
SSPKCE	Touch-Up Paint Kit 16 Oz Cedar Smartside (16)	
	Sold by = ea Thickness = 3.5" Width = 3.5" Length = 4" Weight = 2 lb.	
SSPKCH	Touch-Up Paint Kit 16 Oz Charcoal (16)	
	Sold by = ea Thickness = 3.5" Width = 3.5" Length = 4" Weight = 2 lb.	
SSPKCR	Touch-Up Paint Kit 16 Oz Country Red Smartside (16) NON-STOCK COLOR	
	Sold by = ea Thickness = 3.5" Width = 3.5" Length = 4" Weight = 2 lb.	
SSPKDA	Touch-Up Paint Kit 16 Oz Dakota (16)	
	Sold by = ea Thickness = 3.5" Width = 3.5" Length = 4" Weight = 2 lb.	

Siding, Accessories & Siding Tools / LP Smartside

Product Notes: **Prefinished Textured Lap Siding:** Sold In 4 Pc. Bundles - 10.7 Pcs Per Sq. - 66 Bdl's Per Unit












Prefinished Great Random Shakes: Sold in 5 Pc Bdl's Only - Reversible - Shake colors are darker than lap siding colors. 7/16" Thickness
12" x 48" - 30.3 pc. per sq. - 40 bundles per unit

SSPKFO	Touch-Up Paint Kit 16 Oz Fossil Smartside (16) NON-STOCK COLOR Sold by = ea Thickness = 3.5" Width = 3.5" Length = 4" Weight = 2 lb.	
SSPKGU	Touch-Up Paint Kit 16 Oz Gunstock (16) Sold by = ea Thickness = 3.5" Width = 3.5" Length = 4" Weight = 2 lb.	
SSPKJA	Touch-Up Paint Kit 16 Oz Java (16) Sold by = ea Thickness = 3.5" Width = 3.5" Length = 4" Weight = 2 lb.	
SSPKKH	Touch-Up Paint Kit 16 Oz Khaki Smartside (16) (Disc when Gone) Sold by = ea Thickness = 3.5" Width = 3.5" Length = 4" Weight = 2 lb.	
SSPKMG	Touch-Up Paint Kit 16 Oz Mist Gray Smartside (16) (Disc when Gone) Sold by = ea Thickness = 3.5" Width = 3.5" Length = 4" Weight = 2 lb.	
SSPKSA	Touch-Up Paint Kit 16 Oz Sand Smartside (16) (Disc when Gone) Sold by = ea Thickness = 3.5" Width = 3.5" Length = 4" Weight = 2 lb.	
SSPKSH	Touch-Up Paint Kit 16 Oz Shale (16) Sold by = ea Thickness = 3.5" Width = 3.5" Length = 4" Weight = 2 lb.	
SSPKSI	Touch-Up Paint Kit 16 Oz Sierra Smartside (16) Sold by = ea Thickness = 3.5" Width = 3.5" Length = 4" Weight = 2 lb.	
SSPKTE	Touch-Up Paint Kit 16 Oz Teton Smartside (16) Sold by = ea Thickness = 3.5" Width = 3.5" Length = 4" Weight = 2 lb.	
SSPKTH	Touch-Up Paint Kit 16 Oz Tahoe Smartside (16) Sold by = ea Thickness = 3.5" Width = 3.5" Length = 4" Weight = 2 lb.	
SSPKTI	Touch-Up Paint Kit 16 Oz Timber (16) Sold by = ea Thickness = 3.5" Width = 3.5" Length = 4" Weight = 2 lb.	
SSPKVM	Touch-Up Paint Kit 16 Oz Valley Mist (16) Sold by = ea Thickness = 3.5" Width = 3.5" Length = 4" Weight = 2 lb.	

Siding, Accessories & Siding Tools / LP Smartside

Product Notes: **Prefinished Textured Lap Siding:** Sold In 4 Pc. Bundles - 10.7 Pcs Per Sq. - 66 Bdl's Per Unit












Prefinished Great Random Shakes: Sold in 5 Pc Bdl's Only - Reversible - Shake colors are darker than lap siding colors. 7/16" Thickness
12" x 48" - 30.3 pc. per sq. - 40 bundles per unit

SSPKWA	Touch-Up Paint Kit 16 Oz Walnut Smartside (16) NON-STOCK COLOR	
Sold by = ea Thickness = 3.5" Width = 3.5" Length = 4" Weight = 2 lb.		
SSPKWB	Touch-Up Paint Kit 16 Oz Whiskey Barrel (16)	
Sold by = ea Thickness = 3.5" Width = 3.5" Length = 4" Weight = 2 lb.		
SSPKWH	Touch-Up Paint Kit 16 Oz White Smartside (16) NON-STOCK COLOR	
Sold by = ea Thickness = 3.5" Width = 3.5" Length = 4" Weight = 2 lb.		
SSPKYE	Touch-Up Paint Kit 16 Oz Yellowstone Smartside (16)	
Sold by = ea Thickness = 3.5" Width = 3.5" Length = 4" Weight = 2 lb.		
SSSAM	Smartside Shakes 12"X48"X3/8" Autumn Meadow 5/Bundle (Dark Version Of	
Sold by = ea Thickness = 0.375" Width = 12" Length = 48" Weight = 8 lb.		
SSSBW	Smartside Shakes 12"X48"X3/8" Back Woods 5/Bundle (Dark Version Of Black Hills	
Sold by = ea Thickness = 0.375" Width = 12" Length = 48" Weight = 8 lb.		
SSSCH	Smartside Shakes 12"X48"X3/8" Charcoal 5/Bundle (Dark Version Of Fossil Siding)	
Sold by = ea Thickness = 0.375" Width = 12" Length = 48" Weight = 8 lb.		
SSSDA	Smartside Shakes 12"X48"X3/8" Dakota 5/Bundle (Dark Version Of Tahoe Siding)	
Sold by = ea Thickness = 0.375" Width = 12" Length = 48" Weight = 8 lb.		
SSSGU	Smartside Shakes 12"X48"X3/8" Gunstock 5/Bundle (Dark Version Of Cedar Siding)	
Sold by = ea Thickness = 0.375" Width = 12" Length = 48" Weight = 8 lb.		
SSSJA	Smartside Shakes 12"X48"X3/8" Java 5/Bundle (Dark Version Of Walnut Siding)	
Sold by = ea Thickness = 0.375" Width = 12" Length = 48" Weight = 8 lb.		
SSSSH	Smartside Shakes 12"X48"X3/8" Shale 5/Bundle (Dark Version Of Teton Siding)	
Sold by = ea Thickness = 0.375" Width = 12" Length = 48" Weight = 8 lb.		
SSSTI	Smartside Shakes 12"X48"X3/8" Timber 5/Bundle (Dark Version Of Sierra Siding)	
Sold by = ea Thickness = 0.375" Width = 12" Length = 48" Weight = 8 lb.		

Siding, Accessories & Siding Tools / LP Smartside

Product Notes: **Prefinished Textured Lap Siding:** Sold In 4 Pc. Bundles - 10.7 Pcs Per Sq. - 66 Bdl's Per Unit


Prefinished Great Random Shakes: Sold in 5 Pc Bdl's Only - Reversible - Shake colors are darker than lap siding colors. 7/16" Thickness
12" x 48" - 30.3 pc. per sq. - 40 bundles per unit

SSSVM	Smartside Shakes 12"X48"X3/8" Valley Mist 5/Bundle (Dark Version Of Acadia Siding) Sold by = ea Thickness = 0.375" Width = 12" Length = 48" Weight = 8 lb.	
SSSWB	Smartside Shakes 12"X48"X3/8" Whiskey Barrel 5/Bundle (Dark Version Of Country Red) Sold by = ea Thickness = 0.375" Width = 12" Length = 48" Weight = 8 lb.	
SST10PR	Trimboard 5/4"X10"X16' Woodgrain Smartside Sold by = ea Thickness = 1" Width = 10" Length = 192" Weight = 44.75 lb.	
SST12WH	Trimboard 5/4"X12"X16' White Woodgrain Smartside - ST. CLOUD ITEM Sold by = ea Thickness = 1" Width = 12" Length = 192" Weight = 53.13 lb.	
SST4BH	Trimboard 5/4"X4"X16' Black Hills Woodgrain Smartside Sold by = ea Thickness = 1" Width = 4" Length = 192" Weight = 17 lb.	
SST4CE	Trimboard 5/4"X4"X16' Cedar Woodgrain Smartside Sold by = ea Thickness = 1" Width = 4" Length = 192" Weight = 17 lb.	
SST4CR	Trimboard 5/4"X4"X16' Country Red Woodgrain Smartside - NON-STOCK COLOR Sold by = ea Thickness = 1" Width = 4" Length = 192" Weight = 17 lb.	
SST4FO	Trimboard 5/4"X4"X16' Fossil Woodgrain Smartside - NON-STOCK COLOR Sold by = ea Thickness = 1" Width = 4" Length = 192" Weight = 17 lb.	
SST4PI	Trimboard 5/4"X4"X16' Pinehurst Woodgrain Smartside (Disc when Gone) Sold by = ea Thickness = 1" Width = 4" Length = 192" Weight = 17 lb.	
SST4SB	Trimboard 5/4"X4"X16' Scotia Blue Woodgrain Smartside (Disc when Gone) Sold by = ea Thickness = 1" Width = 4" Length = 192" Weight = 17 lb.	
SST4SI	Trimboard 5/4"X4"X16' Sierra Woodgrain Smartside Sold by = ea Thickness = 1" Width = 4" Length = 192" Weight = 17 lb.	
SST4TE	Trimboard 5/4"X4"X16' Teton Woodgrain Smartside Sold by = ea Thickness = 1" Width = 4" Length = 192" Weight = 17 lb.	

Siding, Accessories & Siding Tools / LP Smartside

Product Notes: **Prefinished Textured Lap Siding:** Sold In 4 Pc. Bundles - 10.7 Pcs Per Sq. - 66 Bdl's Per Unit













Prefinished Great Random Shakes: Sold in 5 Pc Bdl's Only - Reversible - Shake colors are darker than lap siding colors. 7/16" Thickness
12" x 48" - 30.3 pc. per sq. - 40 bundles per unit

SST4TH	Trimboard 5/4"X4"X16' Tahoe Woodgrain Smartside Sold by = ea Thickness = 1" Width = 4" Length = 192" Weight = 17 lb.	
SST4WA	Trimboard 5/4"X4"X16' Walnut Woodgrain Smartside - NON-STOCK COLOR Sold by = ea Thickness = 1" Width = 4" Length = 192" Weight = 17 lb.	
SST4YE	Trimboard 5/4"X4"X16' Yellowstone Woodgrain Smartside Sold by = ea Thickness = 1" Width = 4" Length = 192" Weight = 17 lb.	
SST6AC	Trimboard 5/4"X6"X16' Acadia Woodgrain Smartside - NON-STOCK COLOR Sold by = ea Thickness = 1" Width = 6" Length = 192" Weight = 27 lb.	
SST6BH	Trimboard 5/4"X6"X16' Black Hills Woodgrain Smartside Sold by = ea Thickness = 1" Width = 6" Length = 192" Weight = 27 lb.	
SST6BR	Trimboard 5/4"X6"X16' Bridgeport Woodgrain Smartside - NON-STOCK COLOR Sold by = ea Thickness = 1" Width = 6" Length = 192" Weight = 27 lb.	
SST6CE	Trimboard 5/4"X6"X16' Cedar Woodgrain Smartside Sold by = ea Thickness = 1" Width = 6" Length = 192" Weight = 27 lb.	
SST6CR	Trimboard 5/4"X6"X16' Country Red Woodgrain Smartside - NON-STOCK COLOR Sold by = ea Thickness = 1" Width = 6" Length = 192" Weight = 27 lb.	
SST6EB	Trimboard 5/4"X6"X16' Ebony Woodgrain Smartside -(Disc when Gone) Sold by = ea Thickness = 1" Width = 6" Length = 192" Weight = 27 lb.	
SST6FO	Trimboard 5/4"X6"X16' Fossil Woodgrain Smartside - NON-STOCK COLOR Sold by = ea Thickness = 1" Width = 6" Length = 192" Weight = 27 lb.	
SST6GRA	Trimboard 5/4"X6"X16' Granite Woodgrain Smartside - (Disc when Gone) Sold by = ea Thickness = 1" Width = 6" Length = 192" Weight = 27 lb.	
SST6KH	Trimboard 5/4"X6"X16' Khaki Woodgrain Smartside - (Disc when Gone) Sold by = ea Thickness = 1" Width = 6" Length = 192" Weight = 27 lb.	

Siding, Accessories & Siding Tools / LP Smartside

Product Notes: **Prefinished Textured Lap Siding:** Sold In 4 Pc. Bundles - 10.7 Pcs Per Sq. - 66 Bdl's Per Unit













Prefinished Great Random Shakes: Sold in 5 Pc Bdl's Only - Reversible - Shake colors are darker than lap siding colors. 7/16" Thickness
12" x 48" - 30.3 pc. per sq. - 40 bundles per unit

<p>SST6MG</p>	<p>Trimboard 5/4"X6"X16' Mist Gray Woodgrain Smartside -(Disc when Gone) Sold by = ea Thickness = 1" Width = 6" Length = 192" Weight = 27 lb.</p>	
<p>SST6PI</p>	<p>Trimboard 5/4"X6"X16' Pinehurst Woodgrain Smartside - (Disc when Gone) Sold by = ea Thickness = 1" Width = 6" Length = 192" Weight = 27 lb.</p>	
<p>SST6SA</p>	<p>Trimboard 5/4"X6"X16' Sand Woodgrain Smartside - (Disc when Gone) Sold by = ea Thickness = 1" Width = 6" Length = 192" Weight = 27 lb.</p>	
<p>SST6SB</p>	<p>Trimboard 5/4"X6"X16' Scotia Blue Woodgrain Smartside -(Disc when Gone) Sold by = ea Thickness = 1" Width = 6" Length = 192" Weight = 27 lb.</p>	
<p>SST6SI</p>	<p>Trimboard 5/4"X6"X16' Sierra Woodgrain Smartside Sold by = ea Thickness = 1" Width = 6" Length = 192" Weight = 27 lb.</p>	
<p>SST6TE</p>	<p>Trimboard 5/4"X6"X16' Teton Woodgrain Smartside Sold by = ea Thickness = 1" Width = 6" Length = 192" Weight = 27 lb.</p>	
<p>SST6TH</p>	<p>Trimboard 5/4"X6"X16' Tahoe Woodgrain Smartside Sold by = ea Thickness = 1" Width = 6" Length = 192" Weight = 27 lb.</p>	
<p>SST6WA</p>	<p>Trimboard 5/4"X6"X16' Walnut Woodgrain Smartside - NON-STOCK COLOR Sold by = ea Thickness = 1" Width = 6" Length = 192" Weight = 27 lb.</p>	
<p>SST6WH</p>	<p>Trimboard 5/4"X6"X16' White Woodgrain Smartside -(Disc when Gone) Sold by = ea Thickness = 1" Width = 6" Length = 192" Weight = 27 lb.</p>	
<p>SST6YE</p>	<p>Trimboard 5/4"X6"X16' Yellowstone Woodgrain Smartside Sold by = ea Thickness = 1" Width = 6" Length = 192" Weight = 27 lb.</p>	
<p>SST8AC</p>	<p>Trimboard 5/4"X8"X16' Acadia Woodgrain Smartside - (Disc when Gone) Sold by = ea Thickness = 1" Width = 8" Length = 192" Weight = 36 lb.</p>	
<p>SST8BH</p>	<p>Trimboard 5/4"X8"X16' Black Hills Woodgrain Smartside - (Disc when Gone) Sold by = ea Thickness = 1" Width = 8" Length = 192" Weight = 36 lb.</p>	

Siding, Accessories & Siding Tools / LP Smartside

Product Notes: **Prefinished Textured Lap Siding:** Sold In 4 Pc. Bundles - 10.7 Pcs Per Sq. - 66 Bdl's Per Unit









Prefinished Great Random Shakes: Sold in 5 Pc Bdl's Only - Reversible - Shake colors are darker than lap siding colors. 7/16" Thickness
12" x 48" - 30.3 pc. per sq. - 40 bundles per unit

SST8BR	Trimboard 5/4"X8"X16' Bridgeport Woodgrain Smartside - (Disc when Gone) Sold by = ea Thickness = 1" Width = 8" Length = 192" Weight = 36 lb.	
SST8CE	Trimboard 5/4"X8"X16' Cedar Woodgrain Smartside Sold by = ea Thickness = 1" Width = 8" Length = 192" Weight = 36 lb.	
SST8FO	Trimboard 5/4"X8"X16' Fossilwoodgrain Smartside Sold by = ea Thickness = 1" Width = 8" Length = 192" Weight = 36 lb.	
SST8GRA	Trimboard 5/4"X8"X16' Granite Woodgrain Smartside Sold by = ea Thickness = 1" Width = 8" Length = 192" Weight = 36 lb.	
SST8KH	Trimboard 5/4"X8"X16' Khaki Woodgrain Smartside Sold by = ea Thickness = 1" Width = 8" Length = 192" Weight = 36 lb.	
SST8MG	Trimboard 5/4"X8"X16' Mist Gray Woodgrain Smartside Sold by = ea Thickness = 1" Width = 8" Length = 192" Weight = 36 lb.	
SST8PI	Trimboard 5/4"X8"X16' Pinehurst Woodgrain Smartside Sold by = ea Thickness = 1" Width = 8" Length = 192" Weight = 36 lb.	
SST8SA	Trimboard 5/4"X8"X16' Sand Woodgrain Smartside Sold by = ea Thickness = 1" Width = 8" Length = 192" Weight = 36 lb.	
SST8SB	Trimboard 5/4"X8"X16' Scotia Blue Woodgrain Smartside Sold by = ea Thickness = 1" Width = 8" Length = 192" Weight = 36 lb.	
SST8SI	Trimboard 5/4"X8"X16' Sierra Woodgrain Smartside Sold by = ea Thickness = 1" Width = 8" Length = 192" Weight = 36 lb.	
SST8TE	Trimboard 5/4"X8"X16' Teton Woodgrain Smartside Sold by = ea Thickness = 1" Width = 8" Length = 192" Weight = 36 lb.	
SST8TH	Trimboard 5/4"X8"X16' Tahoe Woodgrain Smartside Sold by = ea Thickness = 1" Width = 8" Length = 192" Weight = 36 lb.	

Siding, Accessories & Siding Tools / LP Smartside

Product Notes: **Prefinished Textured Lap Siding:** Sold In 4 Pc. Bundles - 10.7 Pcs Per Sq. - 66 Bdl's Per Unit





Prefinished Great Random Shakes: Sold in 5 Pc Bdl's Only - Reversible - Shake colors are darker than lap siding colors. 7/16" Thickness
12" x 48" - 30.3 pc. per sq. - 40 bundles per unit

SST8WA	Trimboard 5/4"X8"X16' Walnut Woodgrain Smartside	
	Sold by = ea Thickness = 1" Width = 8" Length = 192" Weight = 36 lb.	
SSZF716AC	Acadia 7/16" Z-Flash Smartside 10'	
	Sold by = ea Weight = 1 lb.	
SSZF716BH	Black Hills 7/16" Z-Flashsmartside 10'	
	Sold by = ea Weight = 1 lb.	
SSZF716BR	Bridgeport 7/16" Z-Flash Smartside 10'	
	Sold by = ea Weight = 1 lb.	
SSZF716CE	Cedar 7/16" Z-Flash Smartside 10'	
	Sold by = ea Weight = 1 lb.	
SSZF716CR	Country Red 7/16" Z-Flash Smartside 10'	
	Sold by = ea Weight = 1 lb.	
SSZF716GRA	Granite 7/16" Z-Flash Smartside 10'	
	Sold by = ea Weight = 1 lb.	
SSZF716KH	Khaki 7/16" Z-Flash Smartside 10'	
	Sold by = ea Weight = 1 lb.	
SSZF716MG	Mist Gray 7/16" Z-Flash Smartside 10'	
	Sold by = ea Weight = 1 lb.	
SSZF716PI	Pinehurst 7/16" Z-Flash Smartside 10'	
	Sold by = ea Weight = 1 lb.	
SSZF716SA	Sand 7/16" Z-Flash Smartside 10'	
	Sold by = ea Weight = 1 lb.	
SSZF716SB	Scotia Blue 7/16" Z-Flash Smartside 10'	
	Sold by = ea Weight = 1 lb.	


Siding, Accessories & Siding Tools / LP Smartside













Product Notes: **Prefinished Textured Lap Siding:** Sold In 4 Pc. Bundles - 10.7 Pcs Per Sq. - 66 Bdl's Per Unit







Prefinished Great Random Shakes: Sold in 5 Pc Bdl's Only - Reversible - Shake colors are darker than lap siding colors. 7/16" Thickness
12" x 48" - 30.3 pc. per sq. - 40 bundles per unit

SSZF716SI	Sierra 7/16" Z-Flash Smartside 10' Sold by = ea Weight = 1 lb.	
SSZF716TE	Teton 7/16" Z-Flash Smartside 10' Sold by = ea Weight = 1 lb.	
SSZF716TH	Tahoe 7/16" Z-Flash Smartside 10' Sold by = ea Weight = 1 lb.	
SSZF716WA	Walnut 7/16" Z-Flash Smartside 10' Sold by = ea Weight = 1 lb.	
SSZF716WH	White 7/16" Z-Flash Smartside 10' Sold by = ea Weight = 1 lb.	
SSZF716YE	Yellowstone 7/16" Z-Flash Smartside 10' Sold by = ea Weight = 1 lb.	

<p>MTC4</p>	<p>C4 Malco Downspout Crimper Tool (3) *NON-STOCK WHEN GONE* Sold by = ea Weight = 1 lb.</p>	
<p>MTJCC</p>	<p>JCCR Malco J-Channel Cutter Siding Tool (4) *NON-STOCK WHEN GONE* Sold by = ea Weight = 1 lb.</p>	
<p>MTMCCB7</p>	<p>MCCB7 Malco Metal Cutting Circular Blade *NON-STOCK WHEN GONE* Sold by = ea Weight = 1 lb.</p>	
<p>MTNHP1</p>	<p>NHP1R Malco Nail Hole Punch Siding Tool (3) *NON-STOCK WHEN GONE* Sold by = ea Weight = 1 lb.</p>	
<p>MTS9</p>	<p>S9R Malco Hand Seamers Siding Tool (2) *NON-STOCK WHEN GONE* Sold by = ea Weight = 1 lb.</p>	
<p>MTSGA</p>	<p>SGA Malco Siding Gauge Adj - All in one siding install tool *NON-STOCK WHEN GONE* Sold by = ea Weight = 1 lb.</p>	
<p>MTSL2</p>	<p>SL2R Malco Snap Lock Punch (3) *NON-STOCK WHEN GONE* Sold by = ea Weight = 1 lb.</p>	
<p>MTSL5</p>	<p>SL5 Malco Snap Lock Punch Siding Tool (3) *NON-STOCK WHEN GONE* Sold by = ea Weight = 1 lb.</p>	
<p>MTSRT2</p>	<p>SRT2 Malco Side Swiper Siding Tool (6) *NON-STOCK WHEN GONE* Sold by = ea Weight = 1 lb.</p>	
<p>MTTSHD</p>	<p>Malco Turbo Shear Heavy Duty (For Metal Siding) Tshd *NON-STOCK WHEN GONE* Sold by = ea Weight = 5 lb.</p>	

<p>MIB01</p>	<p>#01 Mid-Am 5"X6-3/4" Split Block Mini White, Snow, Eggshell (10) Sold by = PC Weight = 1 lb.</p>	
<p>MIB02</p>	<p>#02 Mid-Am 5"X6-3/4" Split Block Mini Black, Tuxedo (10) Sold by = PC Weight = 1 lb.</p>	
<p>MIB04</p>	<p>#04 Mid-Am 5"X6-3/4" Split Block Mini Wedgewood Blue (10) Sold by = PC Weight = 0.5 lb.</p>	
<p>MIB08</p>	<p>#08 Mid-Am 5"X6-3/4" Split Block Mini Natural Clay, Pebble (10) Sold by = PC Weight = 1 lb.</p>	
<p>MIB09</p>	<p>#09 Mid-Am 5"X6-3/4" Split Block Mini Brown, Garnet (10) Sold by = PC Weight = 1 lb.</p>	
<p>MIB10</p>	<p>#10 Mid-Am 5"X6-3/4" Split Block Mini Slate, Statuary Bronze, Timber Ash (10) Sold by = PC Weight = 1 lb.</p>	
<p>MIB112</p>	<p>#112 Mid-Am 5"X6-3/4" Split Block Mini Sage, Seagrass (10) Sold by = PC Weight = 1 lb.</p>	
<p>MIB116</p>	<p>#116 Mid-Am 5"X6-3/4" Split Block Mini Herringbone, Fieldstone, Fresh Canvas (10) Sold by = PC Weight = 1 lb.</p>	
<p>MIB118</p>	<p>#118 Mid-Am 5"X6-3/4" Split Block Mini Sable Brown, Black Hills, Thatch, Rockport Sold by = PC Weight = 1 lb.</p>	
<p>MIB127</p>	<p>#127 Mid-Am 5"X6-3/4" Split Block Mini Pacific Blue (10) Sold by = PC Weight = 1 lb.</p>	
<p>MIB13</p>	<p>#13 Mid-Am 5"X6-3/4" Split Block Mini Desert Tan, Bennington Beige (10) Sold by = PC Weight = 1 lb.</p>	
<p>MIB134</p>	<p>#134 Mid-Am 5"X6-3/4" Split Block Mini Dover Gray (10) Sold by = PC Weight = 1 lb.</p>	

<p>MIB136</p>	<p>#136 Mid-Am 5"X6-3/4" Split Block Mini Canyon Clay (10) Sold by = PC Weight = 1 lb.</p>	
<p>MIB137</p>	<p>#137 Mid-Am 5"X6-3/4" Split Block Mini Flagstone (10) Sold by = PC Weight = 1 lb.</p>	
<p>MIB138</p>	<p>#138 Mid-Am 5"X6-3/4" Split Block Mini Almond (10) Sold by = PC Weight = 0.5 lb.</p>	
<p>MIB155</p>	<p>#155 Mid-Am 5"X6-3/4" Split Block Mini Coastal Blue (10) Sold by = PC Weight = 1 lb.</p>	
<p>MIB156</p>	<p>#156 Mid-Am 5"X6-3/4" Split Block Mini Granite, Fossil, Gray Dusk, Driftwood, Sold by = PC Weight = 1 lb.</p>	
<p>MIB16</p>	<p>#16 Mid-Am 5"X6-3/4" Split Block Mini Sterling Gray (10) Sold by = PC Weight = 1 lb.</p>	
<p>MIB175</p>	<p>#175 Mid-Am 5"X6-3/4" Split Block Mini Arbor Blend, Pine Cone, Sage (10) Sold by = PC Weight = 1 lb.</p>	
<p>MIB176</p>	<p>#176 Mid-Am 5"X6-3/4" Split Block Mini Light Maple (10) Sold by = PC Weight = 1 lb.</p>	
<p>MIB20</p>	<p>#20 Mid-Am 5"X6-3/4" Split Block Mini Heritage Cream (10) Sold by = PC Weight = 1 lb.</p>	
<p>MIB201</p>	<p>#201 Mid-Am 5"X6-3/4" Split Block Mini Forest, Moonlight Moss, Ripe Olive (10) Sold by = PC Weight = 1 lb.</p>	
<p>MIB204</p>	<p>#204 Mid-Am 5"X6-3/4" Split Block Mini English Saddle, Country Red, Brownstone, Sold by = PC Weight = 1 lb.</p>	
<p>MIB215</p>	<p>#215 Mid-Am 5"X6-3/4" Split Block Mini Charcoal, Teton, Storm (10) Sold by = PC Weight = 1 lb.</p>	

<p>MIB222</p>	<p>#222 Mid-Am 5"X6-3/4" Split Block Mini Tahoe, Walnut, Napa Vine (10) Sold by = PC Weight = 1 lb.</p>	
<p>MIB232</p>	<p>#232 Mid-Am 5"X6-3/4" Split Block Mini Cypress, Juniper Grove, Prarie Grass (10) Sold by = PC Weight = 1 lb.</p>	
<p>MIB233</p>	<p>#233 Mid-Am 5"X6-3/4" Split Block Mini Buckskin (10) Sold by = PC Weight = 1 lb.</p>	
<p>MIB235</p>	<p>#235 Mid-Am 5"X6-3/4" Split Block Mini Hearthstone, Dark Drift (10) Sold by = PC Weight = 1 lb.</p>	
<p>MIB27</p>	<p>#27 Mid-Am 5"X6-3/4" Split Block Mini Cottage Red, Melrose, Spiceberry (10) Sold by = PC Weight = 1 lb.</p>	
<p>MIB278</p>	<p>#278 Mid-Am 5"X6-3/4" Split Block Mini Autumn Red (10) Sold by = PC Weight = 1 lb.</p>	
<p>MIB296</p>	<p>#296 Mid-Am 5"X6-3/4" Split Block Mini Midnight Surf, Graphite, Foothill Blue (10) Sold by = PC Weight = 1 lb.</p>	
<p>MIB30</p>	<p>#30 Mid-Am 5"X6-3/4" Split Block Mini Paintable (10) Sold by = PC Weight = 1 lb.</p>	
<p>MIB302</p>	<p>#302 Mid-Am 5"X6-3/4" Split Block Mini Scotia Blue, Evening Shade (10) Sold by = PC Weight = 1 lb.</p>	
<p>MIB306</p>	<p>#306 Mid-Am 5"X6-3/4" Split Block Mini Windswept Smoke, Boulder, Smoked Timber Sold by = PC Weight = 1 lb.</p>	
<p>MIB310</p>	<p>#310 Mid-Am 5"X6-3/4" Split Block Mini Khaki, Ash (10) Sold by = PC Weight = 1 lb.</p>	
<p>MIB315</p>	<p>#315 Mid-Am 5"X6-3/4" Split Block Mini Mountain Cedar, Cedar, Yellowstone, Cider Mill, Sold by = PC Weight = 1 lb.</p>	

<p>MIB316</p>	<p>#316 Mid-Am 5"X6-3/4" Split Block Mini Spruce, Acadia, Pinehurst (10) Sold by = PC Weight = 1 lb.</p>	
<p>MIB327</p>	<p>#327 Mid-Am 5"X6-3/4" Split Block Mini Iron Ore, Ironstone, Smokey Gray (10) Sold by = PC Weight = 1 lb.</p>	
<p>MIB34</p>	<p>#34 Mid-Am 5"X6-3/4" Split Block Mini Sandstone Beige (10) Sold by = PC Weight = 1 lb.</p>	
<p>MIB365</p>	<p>#365 Mid-Am 5"X6-3/4" Split Block Mini Harbor Bay (10) Sold by = PC Weight = 1 lb.</p>	
<p>MIB40</p>	<p>#40 Mid-Am 5"X6-3/4" Split Block Mini Oxford Blue (10) Sold by = PC Weight = 1 lb.</p>	
<p>MIB402</p>	<p>#402 Mid-Am 5"X6-3/4" Split Block Mini Castle Stone (10) Sold by = PC Weight = 1 lb.</p>	
<p>MIB407</p>	<p>#407 Mid-Am 5"X6-3/4" Split Block Mini Midnight Blue (10) Sold by = PC Weight = 1 lb.</p>	
<p>MIB41</p>	<p>#41 Mid-Am 5"X6-3/4" Split Block Mini Granite Gray (10) Sold by = PC Weight = 1 lb.</p>	
<p>MIB421</p>	<p>#421 Mid-Am 5"X6-3/4" Split Block Mini Espresso (10) Sold by = PC Weight = 1 lb.</p>	
<p>MIB56</p>	<p>#56 Mid-Am 5"X6-3/4" Split Block Mini Pearl, Pewter, Silver Lining, Graystone (10) Sold by = PC Weight = 1 lb.</p>	
<p>MIB69</p>	<p>#69 Mid-Am 5"X6-3/4" Split Block Mini Savannah Wicker, Sand, Wicker (10) Sold by = PC Weight = 1 lb.</p>	
<p>MIB85</p>	<p>#85 Mid-Am 5"X6-3/4" Split Block Mini Captiva (10)- (Disc when Gone) Sold by = PC Weight = 1 lb.</p>	

<p>MIB88</p>	<p>#88 Mid-Am 5"X6-3/4" Split Block Mini Yellow (10) Sold by = PC Weight = 1 lb.</p>	
<p>MIB913</p>	<p>#913 Mid-Am 5"X6-3/4" Split Block Mini Marine Dusk, Midnight Blue, Deep Mineral (10) Sold by = PC Weight = 1 lb.</p>	
<p>MIB95</p>	<p>#95 Mid-Am 5"X6-3/4" Split Block Mini Cedar, Norwood, Khaki Brown (10) Sold by = PC Weight = 1 lb.</p>	
<p>MIB950</p>	<p>#950 Mid-Am 5"X6-3/4" Split Block Mini Sierra, Antler (10) Sold by = PC Weight = 1 lb.</p>	
<p>MIB98</p>	<p>#98 Mid-Am 5"X6-3/4" Split Block Mini Weathered Blend, Bridgeport, Weathered Wood, Sold by = PC Weight = 1 lb.</p>	
<p>MIB99</p>	<p>#99 Mid-Am 5"X6-3/4" Split Block Mini Frontier Blend, Cedar Blend (10) Sold by = PC Weight = 1 lb.</p>	
<p>MICH401</p>	<p>#01 Mid-Am 4" Hooded Dryer Vent White, Snow, Eggshell (4) Sold by = PC Weight = 2 lb.</p>	
<p>MICH402</p>	<p>#02 Mid-Am 4" Hooded Dryer Vent Black, Tuxedo Sold by = PC Weight = 2 lb.</p>	
<p>MICH404</p>	<p>#04 Mid-Am 4" Hooded Dryer Vent Wedgewood Blue Sold by = PC Weight = 0.5 lb.</p>	
<p>MICH408</p>	<p>#08 Mid-Am 4" Hooded Dryer Vent Natural Clay, Pebble Sold by = PC Weight = 2 lb.</p>	
<p>MICH410</p>	<p>#10 Mid-Am 4" Hooded Dryer Vent Slate, Statuary Bronze, Timber Ash Sold by = PC Weight = 2 lb.</p>	
<p>MICH4112</p>	<p>#112 Mid-Am 4" Hooded Dryer Vent Sage, Seagrass Sold by = PC Weight = 2 lb.</p>	

<p>MICH4116</p>	<p>#116 Mid-Am 4" Hooded Dryer Vent Herringbone, Fieldstone, Fresh Canvas Sold by = PC Weight = 2 lb.</p>	
<p>MICH4118</p>	<p>#118 Mid-Am 4" Hooded Dryer Vent Sable Brown, Black Hills, Thatch, Rockport Brown, Sold by = PC Weight = 2 lb.</p>	
<p>MICH4127</p>	<p>#127 Mid-Am 4" Hooded Dryer Vent Pacific Blue Sold by = PC Weight = 2 lb.</p>	
<p>MICH413</p>	<p>#13 Mid-Am 4" Hooded Dryer Vent Desert Tan, Bennington Beige Sold by = PC Weight = 2 lb.</p>	
<p>MICH4134</p>	<p>#134 Mid-Am 4" Hooded Dryer Vent Dover Gray Sold by = PC Weight = 2 lb.</p>	
<p>MICH4136</p>	<p>#136 Mid-Am 4" Hooded Dryer Vent Canyon Clay Sold by = PC Weight = 2 lb.</p>	
<p>MICH4137</p>	<p>#137 Mid-Am 4" Hooded Dryer Vent Flagstone Sold by = PC Weight = 2 lb.</p>	
<p>MICH4138</p>	<p>#138 Mid-Am 4" Hooded Dryer Vent Almond Sold by = PC Weight = 0.5 lb.</p>	
<p>MICH4155</p>	<p>#155 Mid-Am 4" Hooded Dryer Vent Coastal Blue Sold by = PC Weight = 2 lb.</p>	
<p>MICH4156</p>	<p>#156 Mid-Am 4" Hooded Dryer Vent Granite, Fossil, Gray Dusk, Driftwood, Weathered Sold by = PC Weight = 2 lb.</p>	
<p>MICH416</p>	<p>#16 Mid-Am 4" Hooded Dryer Vent Sterling Gray Sold by = PC Weight = 2 lb.</p>	
<p>MICH4175</p>	<p>#175 Mid-Am 4" Hooded Dryer Vent Arbor Blend, Pine Cone, Sage Sold by = PC Weight = 2 lb.</p>	





<p>MICH4176</p>	<p>#176 Mid-Am 4" Hooded Dryer Vent Light Maple Sold by = PC Weight = 2 lb.</p>	
<p>MICH420</p>	<p>#20 Mid-Am 4" Hooded Dryer Vent Heritage Cream Sold by = PC Weight = 2 lb.</p>	
<p>MICH4201</p>	<p>#201 Mid-Am 4" Hooded Dryer Vent Forest, Moonlight Moss, Ripe Olive Sold by = PC Weight = 2 lb.</p>	
<p>MICH4204</p>	<p>#204 Mid-Am 4" Hooded Dryer Vent English Saddle, Country Red, Brownstone, Majestic Sold by = PC Weight = 2 lb.</p>	
<p>MICH4215</p>	<p>#215 Mid-Am 4" Hooded Dryer Vent Charcoal, Teton, Storm Sold by = PC Weight = 2 lb.</p>	
<p>MICH4222</p>	<p>#222 Mid-Am 4" Hooded Dryer Vent Tahoe, Walnut, Napa Vine Sold by = PC Weight = 2 lb.</p>	
<p>MICH4232</p>	<p>#232 Mid-Am 4" Hooded Dryer Vent Cypress, Juniper Grove, Prairie Grass Sold by = PC Weight = 2 lb.</p>	
<p>MICH4233</p>	<p>#233 Mid-Am 4" Hooded Dryer Vent Buckskin Sold by = PC Weight = 2 lb.</p>	
<p>MICH4235</p>	<p>#235 Mid-Am 4" Hooded Dryer Vent Hearthstone, Dark Drift Sold by = PC Weight = 2 lb.</p>	
<p>MICH427</p>	<p>#27 Mid-Am 4" Hooded Dryer Vent Cottage Red, Melrose, Spiceberry Sold by = PC Weight = 2 lb.</p>	
<p>MICH4278</p>	<p>#278 Mid-Am 4" Hooded Dryer Vent Autumn Red Sold by = PC Weight = 2 lb.</p>	
<p>MICH4296</p>	<p>#296 Mid-Am 4" Hooded Dryer Vent Midnight Surf, Graphite, Foothill Blue Sold by = PC Weight = 2 lb.</p>	




MICH430	#30 Mid-Am 4" Hooded Dryer Vent Paintable (4) Sold by = PC Weight = 2 lb.	
MICH4302	#302 Mid-Am 4" Hooded Dryer Vent Scotia Blue, Evening Shade Sold by = PC Weight = 2 lb.	
MICH4306	#306 Mid-Am 4" Hooded Dryer Vent Windswept Smoke, Boulder, Smoked Timber Sold by = PC Weight = 2 lb.	
MICH4310	#310 Mid-Am 4" Hooded Dryer Vent Khaki, Ash Sold by = PC Weight = 2 lb.	
MICH4315	#315 Mid-Am 4" Hooded Dryer Vent Mountain Cedar, Cedar, Yellowstone, Cider Mill, Sold by = PC Weight = 2 lb.	
MICH4316	#316 Mid-Am 4" Hooded Dryer Vent Spruce, Acadia, Pinehurst Sold by = PC Weight = 2 lb.	
MICH4327	#327 Mid-Am 4" Hooded Dryer Vent Iron Ore, Ironstone, Smokey Gray Sold by = PC Weight = 2 lb.	
MICH434	#34 Mid-Am 4" Hooded Dryer Vent Sandstone Beige Sold by = PC Weight = 2 lb.	
MICH4365	#365 Mid-Am 4" Hooded Dryer Vent Harbor Bay Sold by = PC Weight = 2 lb.	
MICH440	#40 Mid-Am 4" Hooded Dryer Vent Oxford Blue Sold by = PC Weight = 2 lb.	
MICH4402	#402 Mid-Am 4" Hooded Dryer Vent Castle Stone Sold by = PC Weight = 2 lb.	
MICH4407	#407 Mid-Am 4" Hooded Dryer Vent Midnight Blue Sold by = PC Weight = 2 lb.	













<p>MICH441</p>	<p>#41 Mid-Am 4" Hooded Dryer Vent Granite Gray Sold by = PC Weight = 2 lb.</p>	
<p>MICH4421</p>	<p>#421 Mid-Am 4" Hooded Dryer Vent Espresso Sold by = PC Weight = 2 lb.</p>	
<p>MICH456</p>	<p>#56 Mid-Am 4" Hooded Dryer Vent Pearl, Pewter, Silver Lining, Graystone Sold by = PC Weight = 2 lb.</p>	
<p>MICH469</p>	<p>#69 Mid-Am 4" Hooded Dryer Vent Savannah Wicker, Sand, Wicker Sold by = PC Weight = 2 lb.</p>	
<p>MICH485</p>	<p>#85 Mid-Am 4" Hooded Dryer Vent Captiva- (Disc when Gone) Sold by = PC Weight = 2 lb.</p>	
<p>MICH488</p>	<p>#88 Mid-Am 4" Hooded Dryer Vent Yellow Sold by = PC Weight = 2 lb.</p>	
<p>MICH4913</p>	<p>#913 Mid-Am 4" Hooded Dryer Vent Marine Dusk, Midnight Blue, Deep Mineral Sold by = PC Weight = 2 lb.</p>	
<p>MICH495</p>	<p>#95 Mid-Am 4" Hooded Dryer Vent Cedar, Norwood, Khaki Brown Sold by = PC Weight = 2 lb.</p>	
<p>MICH4950</p>	<p>#950 Mid-Am 4" Hooded Dryer Vent Sierra, Antler Sold by = PC Weight = 2 lb.</p>	
<p>MICH498</p>	<p>#98 Mid-Am 4" Hooded Dryer Vent Weathered Blend, Bridgeport, Weathered Wood, Sold by = PC Weight = 2 lb.</p>	
<p>MICH499</p>	<p>#99 Mid-Am 4" Hooded Dryer Vent Frontier Blend, Cedar Blend Sold by = PC Weight = 2 lb.</p>	
<p>MICH601</p>	<p>#01 Mid-Am 6" Hooded Dryer Vent White, Snow, Eggshell Sold by = PC Weight = 3 lb.</p>	


<p>MICH602</p>	<p>#02 Mid-Am 6" Hooded Dryer Vent Black, Tuxedo Sold by = PC Weight = 3 lb.</p>	
<p>MICH608</p>	<p>#08 Mid-Am 6" Hooded Dryer Vent Natural Clay, Pebble Sold by = PC Weight = 3 lb.</p>	
<p>MICH610</p>	<p>#10 Mid-Am 6" Hooded Dryer Vent Slate, Statuary Bronze, Timber Ash Sold by = PC Weight = 3 lb.</p>	
<p>MICH6118</p>	<p>#118 Mid-Am 6" Hooded Dryer Vent Sable Brown, Black Hills, Thatch, Rockport Brown, Sold by = PC Weight = 3 lb.</p>	
<p>MICH6127</p>	<p>#127 Mid-Am 6" Hooded Dryer Vent Pacific Blue Sold by = PC Weight = 3 lb.</p>	
<p>MICH6137</p>	<p>#137 Mid-Am 6" Hooded Dryer Vent Flagstone Sold by = PC Weight = 3 lb.</p>	
<p>MICH6156</p>	<p>#156 Mid-Am 6" Hooded Dryer Vent Granite, Fossil, Gray Dusk, Driftwood, Weathered Sold by = PC Weight = 3 lb.</p>	
<p>MICH616</p>	<p>#16 Mid-Am 6" Hooded Dryer Vent Sterling Gray Sold by = PC Weight = 3 lb.</p>	
<p>MICH6201</p>	<p>#201 Mid-Am 6" Hooded Dryer Vent Forest, Moonlight Moss, Ripe Olive Sold by = PC Weight = 3 lb.</p>	
<p>MICH6215</p>	<p>#215 Mid-Am 6" Hooded Dryer Vent Charcoal, Teton, Storm Sold by = PC Weight = 3 lb.</p>	
<p>MICH6232</p>	<p>#232 Mid-Am 6" Hooded Dryer Vent Cypress, Juniper Grove, Prarie Grass Sold by = PC Weight = 3 lb.</p>	
<p>MICH6235</p>	<p>#235 Mid-Am 6" Hooded Dryer Vent Hearthstone, Dark Drift Sold by = PC Weight = 3 lb.</p>	












<p>MICH6278</p>	<p>#278 Mid-Am 6" Hooded Dryer Vent Autumn Red Sold by = PC Weight = 3 lb.</p>	
<p>MICH630</p>	<p>#30 Mid-Am 6" Hooded Dryer Vent Paintable Sold by = PC Weight = 3 lb.</p>	
<p>MICH6306</p>	<p>#306 Mid-Am 6" Hooded Dryer Vent Windswept Smoke, Boulder, Smoked Timber Sold by = PC Weight = 3 lb.</p>	
<p>MICH6315</p>	<p>#315 Mid-Am 6" Hooded Dryer Vent Mountain Cedar, Cedar, Yellowstone, Cider Mil, Sold by = PC Weight = 3 lb.</p>	
<p>MICH6316</p>	<p>#316 Mid-Am 6" Hooded Dryer Vent Spruce, Acadia, Pinehurst Sold by = PC Weight = 3 lb.</p>	
<p>MICH641</p>	<p>#41 Mid-Am 6" Hooded Dryer Vent Granite Gray Sold by = PC Weight = 3 lb.</p>	
<p>MICH6421</p>	<p>#421 Mid-Am 6" Hooded Dryer Vent Espresso Sold by = PC Weight = 3 lb.</p>	
<p>MICH669</p>	<p>#69 Mid-Am 6" Hooded Dryer Vent Savannah Wicker, Sand, Wicker Sold by = PC Weight = 3 lb.</p>	
<p>MICH6950</p>	<p>#950 Mid-Am 6" Hooded Dryer Vent Sierra, Antler Sold by = PC Weight = 3 lb.</p>	
<p>MIE01</p>	<p>#01 Mid-Am 7"X8" Master Exhaust (Scalloped Ring) White, Snow, Eggshell (4) Sold by = PC Weight = 1 lb.</p>	
<p>MIE02</p>	<p>#02 Mid-Am 7"X8" Master Exhaust (Scalloped Ring) Black, Tuxedo (4) Sold by = PC Weight = 1 lb.</p>	
<p>MIE08</p>	<p>#08 Mid-Am 7"X8" Master Exhaust (Scalloped Ring) Natural Clay, Pebble (4) Sold by = PC Weight = 1 lb.</p>	

<p>MIE09</p>	<p>#09 Mid-Am 7"X8" Master Exhaust (Scalloped Ring) Brown, Garnet (4) Sold by = PC Weight = 1 lb.</p>	
<p>MIE10</p>	<p>#10 Mid-Am 7"X8" Master Exhaust (Scalloped Ring) Slate, Statuary Bronze, Timber Ash Sold by = PC Weight = 1 lb.</p>	
<p>MIE112</p>	<p>#112 Mid-Am 7"X8" Master Exhaust (Scalloped Ring) Sage, Seagrass (4) Sold by = PC Weight = 1 lb.</p>	
<p>MIE116</p>	<p>#116 Mid-Am 7"X8" Master Exhaust (Scalloped Ring) Herringbone, Fieldstone, Fresh Sold by = PC Weight = 1 lb.</p>	
<p>MIE118</p>	<p>#118 Mid-Am 7"X8" Master Exhaust (Scalloped Ring) Sable Brown, Black Hills, Thatch, Sold by = PC Weight = 1 lb.</p>	
<p>MIE127</p>	<p>#127 Mid-Am 7"X8" Master Exhaust (Scalloped Ring) Pacific Blue Sold by = PC Weight = 1 lb.</p>	
<p>MIE13</p>	<p>#13 Mid-Am 7"X8" Master Exhaust (Scalloped Ring) Desert Tan, Bennington Beige (4) Sold by = PC Weight = 1 lb.</p>	
<p>MIE134</p>	<p>#134 Mid-Am 7"X8" Master Exhaust (Scalloped Ring) Dover Gray (4) Sold by = PC Weight = 1 lb.</p>	
<p>MIE136</p>	<p>#136 Mid-Am 7"X8" Master Exhaust (Scalloped Ring) Canyon Clay (4) Sold by = PC Weight = 1 lb.</p>	
<p>MIE137</p>	<p>#137 Mid-Am 7"X8" Master Exhaust (Scalloped Ring) Flagstone (4) Sold by = PC Weight = 1 lb.</p>	
<p>MIE155</p>	<p>#155 Mid-Am 7"X8" Master Exhaust (Scalloped Ring) Coastal Blue (4) Sold by = PC Weight = 1 lb.</p>	
<p>MIE156</p>	<p>#156 Mid-Am 7"X8" Master Exhaust (Scalloped Ring) Granite, Fossil, Gray Dusk, Sold by = PC Weight = 1 lb.</p>	

<p>MIE16</p>	<p>#16 Mid-Am 7"X8" Master Exhaust (Scalloped Ring) Sterling Gray (4) Sold by = PC Weight = 1 lb.</p>	
<p>MIE175</p>	<p>#175 Mid-Am 7"X8" Master Exhaust (Scalloped Ring) Arbor Blend, Pine Cone, Sage (4) Sold by = PC Weight = 1 lb.</p>	
<p>MIE176</p>	<p>#176 Mid-Am 7"X8" Master Exhaust (Scalloped Ring) Light Maple (4) Sold by = PC Weight = 1 lb.</p>	
<p>MIE20</p>	<p>#20 Mid-Am 7"X8" Master Exhaust (Scalloped Ring) Heritage Cream (4) Sold by = PC Weight = 1 lb.</p>	
<p>MIE201</p>	<p>#201 Mid-Am 7"X8" Master Exhaust (Scalloped Ring) Forest, Moonlight Moss, Ripe Sold by = PC Weight = 1 lb.</p>	
<p>MIE204</p>	<p>#204 Mid-Am 7"X8" Master Exhaust (Scalloped Ring) English Saddle, Country Red, Sold by = PC Weight = 1 lb.</p>	
<p>MIE215</p>	<p>#215 Mid-Am 7"X8" Master Exhaust (Scalloped Ring) Charcoal, Teton, Storm (4) Sold by = PC Weight = 1 lb.</p>	
<p>MIE222</p>	<p>#222 Mid-Am 7"X8" Master Exhaust (Scalloped Ring) Tahoe, Walnut, Napa Vine (4) Sold by = PC Weight = 1 lb.</p>	
<p>MIE232</p>	<p>#232 Mid-Am 7"X8" Master Exhaust (Scalloped Ring) Cypress, Juniper Grove, Prarie Sold by = PC Weight = 1 lb.</p>	
<p>MIE233</p>	<p>#233 Mid-Am 7"X8" Master Exhaust (Scalloped Ring) Buckskin (4) Sold by = PC Weight = 1 lb.</p>	
<p>MIE235</p>	<p>#235 Mid-Am 7"X8" Master Exhaust (Scalloped Ring) Hearthstone, Dark Drift (4) Sold by = PC Weight = 1 lb.</p>	
<p>MIE27</p>	<p>#27 Mid-Am 7"X8" Master Exhaust (Scalloped Ring) Cottage Red, Melrose, Spiceberry Sold by = PC Weight = 1 lb.</p>	

<p>MIE278</p>	<p>#278 Mid-Am 7"X8" Master Exhaust (Scalloped Ring) Autumn Red (4) Sold by = PC Weight = 1 lb.</p>	
<p>MIE296</p>	<p>#296 Mid-Am 7"X8" Master Exhaust (Scalloped Ring) Midnight Surf, Graphite, Foothill Sold by = PC Weight = 1 lb.</p>	
<p>MIE30</p>	<p>#30 Mid-Am 7"X8" Master Exhaust (Scalloped Ring) Paintable (4) Sold by = PC Weight = 1 lb.</p>	
<p>MIE302</p>	<p>#302 Mid-Am 7"X8" Master Exhaust (Scalloped Ring) Scotia Blue, Evening Shade (4) Sold by = PC Weight = 1 lb.</p>	
<p>MIE306</p>	<p>#306 Mid-Am 7"X8" Master Exhaust (Scalloped Ring) Windswept Smoke, Boulder, Sold by = PC Weight = 1 lb.</p>	
<p>MIE310</p>	<p>#310 Mid-Am 7"X8" Master Exhaust (Scalloped Ring) Khaki, Ash (4) Sold by = PC Weight = 1 lb.</p>	
<p>MIE315</p>	<p>#315 Mid-Am 7"X8" Master Exhaust (Scalloped Ring) Mountain Cedar, Cedar, Sold by = PC Weight = 1 lb.</p>	
<p>MIE316</p>	<p>#316 Mid-Am 7"X8" Master Exhaust (Scalloped Ring) Spruce, Acadia, Pinehurst (4) Sold by = PC Weight = 1 lb.</p>	
<p>MIE327</p>	<p>#327 Mid-Am 7"X8" Master Exhaust (Scalloped Ring) Iron Ore, Ironstone, Smokey Gray Sold by = PC Weight = 1 lb.</p>	
<p>MIE34</p>	<p>#34 Mid-Am 7"X8" Master Exhaust (Scalloped Ring) Sandstone Beige (4) Sold by = PC Weight = 1 lb.</p>	
<p>MIE365</p>	<p>#365 Mid-Am 7"X8" Master Exhaust (Scalloped Ring) Harbor Bay (4) Sold by = PC Weight = 1 lb.</p>	
<p>MIE40</p>	<p>#40 Mid-Am 7"X8" Master Exhaust (Scalloped Ring) Oxford Blue (4) Sold by = PC Weight = 1 lb.</p>	








MIE402	#402 Mid-Am 7"X8" Master Exhaust (Scalloped Ring) Castle Stone (4) Sold by = PC Weight = 1 lb.	
MIE407	#407 Mid-Am 7"X8" Master Exhaust (Scalloped Ring) Midnight Blue (4) Sold by = PC Weight = 1 lb.	
MIE41	#41 Mid-Am 7"X8" Master Exhaust (Scalloped Ring) Granite Gray (4) Sold by = PC Weight = 1 lb.	
MIE421	#421 Mid-Am 7"X8" Master Exhaust (Scalloped Ring) Espresso (4) Sold by = PC Weight = 1 lb.	
MIE56	#56 Mid-Am 7"X8" Master Exhaust (Scalloped Ring) Pearl, Pewter, Silver Lining, Sold by = PC Weight = 1 lb.	
MIE69	#69 Mid-Am 7"X8" Master Exhaust (Scalloped Ring) Savannah Wicker, Sand, Wicker (4) Sold by = PC Weight = 1 lb.	
MIE85	#85 Mid-Am 7"X8" Master Exhaust (Scalloped Ring) Captiva (4)-(Disc when Gone) Sold by = PC Weight = 1 lb.	
MIE88	#88 Mid-Am 7"X8" Master Exhaust (Scalloped Ring) Yellow (4) Sold by = PC Weight = 1 lb.	
MIE913	#913 Mid-Am 7"X8" Master Exhaust (Scalloped Ring) Marine Dusk, Midnight Blue, Deep Sold by = PC Weight = 1 lb.	
MIE95	#95 Mid-Am 7"X8" Master Exhaust (Scalloped Ring) Cedar, Norwood, Khaki Brown (4) Sold by = PC Weight = 1 lb.	
MIE950	#950 Mid-Am 7"X8" Master Exhaust (Scalloped Ring) Sierra, Antler (4) Sold by = PC Weight = 1 lb.	
MIE98	#98 Mid-Am 7"X8" Master Exhaust (Scalloped Ring) Weathered Blend, Bridgeport, Sold by = PC Weight = 1 lb.	













MIE99	<p>#99 Mid-Am 7"X8" Master Exhaust (Scalloped Ring) Frontier Blend, Cedar Blend (4) Sold by = PC Weight = 1 lb.</p>	
MIEB01	<p>#01 Mid-Am 7"X8" Electrical Block White, Snow, Eggshell (10) Sold by = PC Weight = 2 lb.</p>	
MIEB02	<p>#02 Mid-Am 7"X8" Electrical Block Black, Tuxedo (2) Sold by = PC Weight = 2 lb.</p>	
MIEB04	<p>#04 Mid-Am 7"X8" Electrical Block Wedgewood Blue (2) Sold by = PC Weight = 1 lb.</p>	
MIEB08	<p>#08 Mid-Am 7"X8" Electrical Block Natural Clay, Pebble (2) Sold by = PC Weight = 2 lb.</p>	
MIEB09	<p>#09 Mid-Am 7"X8" Electrical Block Brown, Garnet (2) Sold by = PC Weight = 2 lb.</p>	
MIEB10	<p>#10 Mid-Am 7"X8" Electrical Block Slate, Statuary Bronze, Timber Ash (2) Sold by = PC Weight = 2 lb.</p>	
MIEB112	<p>#112 Mid-Am 7"X8" Electrical Block Sage, Seagrass (2) Sold by = PC Weight = 2 lb.</p>	
MIEB116	<p>#116 Mid-Am 7"X8" Electrical Block Herringbone, Fieldstone, Fresh Canvas (2) Sold by = PC Weight = 2 lb.</p>	
MIEB118	<p>#118 Mid-Am 7"X8" Electrical Block Sable Brown, Black Hills, Thatch, Rockport Brown, Sold by = PC Weight = 2 lb.</p>	
MIEB127	<p>#127 Mid-Am 7"X8" Electrical Block Pacific Blue (2) Sold by = PC Weight = 2 lb.</p>	
MIEB13	<p>#13 Mid-Am 7"X8" Electrical Block Desert Tan, Bennington Beige (2) Sold by = PC Weight = 2 lb.</p>	













<p>MIEB134</p>	<p>#134 Mid-Am 7"X8" Electrical Block Dover Gray (2) Sold by = PC Weight = 2 lb.</p>	
<p>MIEB136</p>	<p>#136 Mid-Am 7"X8" Electrical Block Canyon Clay (2) Sold by = PC Weight = 2 lb.</p>	
<p>MIEB137</p>	<p>#137 Mid-Am 7"X8" Electrical Block Flagstone (2) Sold by = PC Weight = 2 lb.</p>	
<p>MIEB138</p>	<p>#138 Mid-Am 7"X8" Electrical Block Almond (2) Sold by = PC Weight = 1 lb.</p>	
<p>MIEB155</p>	<p>#155 Mid-Am 7"X8" Electrical Block Coastal Blue (2) Sold by = PC Weight = 2 lb.</p>	
<p>MIEB156</p>	<p>#156 Mid-Am 7"X8" Electrical Block Granite, Fossil, Gray Dusk, Driftwood, Weathered Sold by = PC Weight = 2 lb.</p>	
<p>MIEB16</p>	<p>#16 Mid-Am 7"X8" Electrical Block Sterling Gray (2) Sold by = PC Weight = 2 lb.</p>	
<p>MIEB175</p>	<p>#175 Mid-Am 7"X8" Electrical Block Arbor Blend, Pine Cone, Sage (2) Sold by = PC Weight = 2 lb.</p>	
<p>MIEB176</p>	<p>#176 Mid-Am 7"X8" Electrical Block Light Maple (2) Sold by = PC Weight = 2 lb.</p>	
<p>MIEB20</p>	<p>#20 Mid-Am 7"X8" Electrical Block Heritage Cream (2) Sold by = PC Weight = 2 lb.</p>	
<p>MIEB201</p>	<p>#201 Mid-Am 7"X8" Electrical Block Forest, Moonlight Moss, Ripe Olive (2) Sold by = PC Weight = 2 lb.</p>	
<p>MIEB204</p>	<p>#204 Mid-Am 7"X8" Electrical Block English Saddle, Country Red, Brownstone, Majestic Sold by = PC Weight = 2 lb.</p>	

<p>MIEB215</p>	<p>#215 Mid-Am 7"X8" Electrical Block Charcoal, Teton, Storm (2) Sold by = PC Weight = 2 lb.</p>	
<p>MIEB222</p>	<p>#222 Mid-Am 7"X8" Electrical Block Tahoe, Walnut, Napa Vine (2) Sold by = PC Weight = 2 lb.</p>	
<p>MIEB232</p>	<p>#232 Mid-Am 7"X8" Electrical Block Cypress, Juniper Grove, Prarie Grass (2) Sold by = PC Weight = 2 lb.</p>	
<p>MIEB233</p>	<p>#233 Mid-Am 7"X8" Electrical Block Buckskin (2) Sold by = PC Weight = 2 lb.</p>	
<p>MIEB235</p>	<p>#235 Mid-Am 7"X8" Electrical Block Hearthstone, Dark, Drift (2) Sold by = PC Weight = 2 lb.</p>	
<p>MIEB27</p>	<p>#27 Mid-Am 7"X8" Electrical Block Cottage Red, Melrose, Spiceberry (2) Sold by = PC Weight = 2 lb.</p>	
<p>MIEB278</p>	<p>#278 Mid-Am 7"X8" Electrical Block Autumn Red (2) Sold by = PC Weight = 2 lb.</p>	
<p>MIEB296</p>	<p>#296 Mid-Am 7"X8" Electrical Block Midnight Surf, Graphite, Foothill Blue (2) Sold by = PC Weight = 2 lb.</p>	
<p>MIEB30</p>	<p>#30 Mid-Am 7"X8" Electrical Block Paintable (10) Sold by = PC Weight = 2 lb.</p>	
<p>MIEB302</p>	<p>#302 Mid-Am 7"X8" Electrical Block Scotia Blue, Evening Shade (2) Sold by = PC Weight = 2 lb.</p>	
<p>MIEB306</p>	<p>#306 Mid-Am 7"X8" Electrical Block Windswept Smoke Boulder, Smoked Timber (2) Sold by = PC Weight = 2 lb.</p>	
<p>MIEB310</p>	<p>#310 Mid-Am 7"X8" Electrical Block Khaki, Ash (2) Sold by = PC Weight = 2 lb.</p>	

<p>MIEB315</p>	<p>#315 Mid-Am 7"X8" Electrical Block Mountain Cedar, Cedar, Yellowstone, Cider Mill, Sold by = PC Weight = 2 lb.</p>	
<p>MIEB316</p>	<p>#316 Mid-Am 7"X8" Electrical Block Spruce, Acadia, Pinehurst (2) Sold by = PC Weight = 2 lb.</p>	
<p>MIEB327</p>	<p>#327 Mid-Am 7"X8" Electrical Block Iron Ore, Ironstone, Smokey Gray (2) Sold by = PC Weight = 2 lb.</p>	
<p>MIEB34</p>	<p>#34 Mid-Am 7"X8" Electrical Block Sandstone Beige (2) Sold by = PC Weight = 2 lb.</p>	
<p>MIEB365</p>	<p>#365 Mid-Am 7"X8" Electrical Block Harbor Bay (2) Sold by = PC Weight = 2 lb.</p>	
<p>MIEB40</p>	<p>#40 Mid-Am 7"X8" Electrical Block Oxford Blue (2) Sold by = PC Weight = 2 lb.</p>	
<p>MIEB402</p>	<p>#402 Mid-Am 7"X8" Electrical Block Castle Stone (2) Sold by = PC Weight = 2 lb.</p>	
<p>MIEB407</p>	<p>#407 Mid-Am 7"X8" Electrical Block Midnight Blue (2) Sold by = PC Weight = 2 lb.</p>	
<p>MIEB41</p>	<p>#41 Mid-Am 7"X8" Electrical Block Granite Gray (2) Sold by = PC Weight = 2 lb.</p>	
<p>MIEB421</p>	<p>#421 Mid-Am 7"X8" Electrical Block Espresso (2) Sold by = PC Weight = 2 lb.</p>	
<p>MIEB56</p>	<p>#56 Mid-Am 7"X8" Electrical Block Pearl, Pewter, Silver Lining, Graystone (2) Sold by = PC Weight = 2 lb.</p>	
<p>MIEB69</p>	<p>#69 Mid-Am 7"X8" Electrical Block Savannah Wicker, Sand, Wicker (2) Sold by = PC Weight = 2 lb.</p>	

<p>MIEB85</p>	<p>#85 Mid-Am 7"X8" Electrical Block Captiva (2)- (Disc when Gone) Sold by = PC Weight = 2 lb.</p>	
<p>MIEB88</p>	<p>#88 Mid-Am 7"X8" Electrical Block Yellow (2) Sold by = PC Weight = 2 lb.</p>	
<p>MIEB913</p>	<p>#913 Mid-Am 7"X8" Electrical Block Marine Dusk, Midnight Blue, Deep Mineral (2) Sold by = PC Weight = 2 lb.</p>	
<p>MIEB95</p>	<p>#95 Mid-Am 7"X8" Electrical Block Cedar, Norwood, Khaki Brown (2) Sold by = PC Weight = 2 lb.</p>	
<p>MIEB950</p>	<p>#950 Mid-Am 7"X8" Electrical Block Sierra, Antler (2) Sold by = PC Weight = 2 lb.</p>	
<p>MIEB98</p>	<p>#98 Mid-Am 7"X8" Electrical Block Weathered Blend, Bridgeport, Weathered Wood, Sold by = PC Weight = 2 lb.</p>	
<p>MIEB99</p>	<p>#99 Mid-Am 7"X8" Electrical Block Frontier Blend, Cedar Blend (2) Sold by = PC Weight = 2 lb.</p>	
<p>MIIIE01</p>	<p>#01 Mid-Am 7-1/2"X7-1/2" Intake Exhaust White, Snow, Eggshell Sold by = PC Weight = 3 lb.</p>	
<p>MIIIE08</p>	<p>#08 Mid-Am 7-1/2"X7-1/2" Intake Exhaust Natural Clay, Pebble Sold by = PC Weight = 5 lb.</p>	
<p>MIIIE16</p>	<p>#16 Mid-Am 7-1/2"X7-1/2" Intake Exhaust Sterling Gray Sold by = PC Weight = 5 lb.</p>	
<p>MIIIE41</p>	<p>#41 Mid-Am 7-1/2"X7-1/2" Intake Exhaust Granite Gray Sold by = PC Weight = 5 lb.</p>	
<p>MIIIE69</p>	<p>#69 Mid-Am 7-1/2"X7-1/2" Intake Exhaust Savannah Wicker, Sand, Wicker Sold by = PC Weight = 5 lb.</p>	

<p>MIJM01</p>	<p>#01 Mid-Am 8-1/8"X12-1/16" Jumbo Mount Master White, Snow, Eggshell (10) Sold by = PC Weight = 3 lb.</p>	
<p>MIJM08</p>	<p>#08 Mid-Am 8-1/8"X12-1/16" Jumbo Mount Master Natural Clay, Pebble (10) Sold by = PC Weight = 3 lb.</p>	
<p>MIJM118</p>	<p>#118 Mid-Am 8-1/8"X12-1/16" Jumbo Mount Master Sable Brown, Black Hills, Thatch, Sold by = PC Weight = 3 lb.</p>	
<p>MIJM13</p>	<p>#13 Mid-Am 8-1/8"X12-1/16" Jumbo Mount Master Desert Tan, Bennington Beige Sold by = PC Weight = 2.3 lb.</p>	
<p>MIJM16</p>	<p>#16 Mid-Am 8-1/8"X12-1/16" Jumbo Mount Master Sterling Gray (10) Sold by = PC Weight = 3 lb.</p>	
<p>MIJM232</p>	<p>#232 Mid-Am 8-1/8"X12-1/16" Jumbo Mount Master Cypress, Juniper Grove, Prarie Sold by = PC Weight = 3 lb.</p>	
<p>MIJM278</p>	<p>#278 Mid-Am 8-1/8"X12-1/16" Jumbo Mount Master Autumn Red (10) Sold by = PC Weight = 3 lb.</p>	
<p>MIJM30</p>	<p>#30 Mid-Am 8-1/8"X12-1/16" Jumbo Mount Master Paintable (10) Sold by = PC Weight = 2.3 lb.</p>	
<p>MIJM40</p>	<p>#40 Mid-Am 8-1/8"X12-1/16" Jumbo Mount Master Oxford Blue (10) Sold by = PC Weight = 2.3 lb.</p>	
<p>MIJM41</p>	<p>#41 Mid-Am 8-1/8"X12-1/16" Jumbo Mount Master Granite Gray (10) Sold by = PC Weight = 2.3 lb.</p>	
<p>MIJM69</p>	<p>#69 Mid-Am 8-1/8"X12-1/16" Jumbo Mount Master Savannah Wicker, Sand, Wicker (10) Sold by = PC Weight = 3 lb.</p>	
<p>MIM01</p>	<p>#01 Mid-Am 7"X8" Mount Master (Scalloped Ring) White, Snow, Eggshell (10) Sold by = PC Weight = 1 lb.</p>	

<p>MIM02</p>	<p>#02 Mid-Am 7"X8" Mount Master (Scalloped Ring) Black, Tuxedo (10) Sold by = PC Weight = 1 lb.</p>	
<p>MIM04</p>	<p>#04 Mid-Am 7"X8" Mount Master (Scalloped Ring) Wedgewood Blue (10) Sold by = PC Weight = 0.5 lb.</p>	
<p>MIM08</p>	<p>#08 Mid-Am 7"X8" Mount Master (Scalloped Ring) Natural Clay, Pebble (10) Sold by = PC Weight = 1 lb.</p>	
<p>MIM09</p>	<p>#09 Mid-Am 7"X8" Mount Master (Scalloped Ring) Brown, Garnet (10) Sold by = PC Weight = 1 lb.</p>	
<p>MIM10</p>	<p>#10 Mid-Am 7"X8" Mount Master (Scalloped Ring) Slate, Statuary Bronze, Timber Ash Sold by = PC Weight = 1 lb.</p>	
<p>MIM112</p>	<p>#112 Mid-Am 7"X8" Mount Master (Scalloped Ring) Sage, Seagrass (10) Sold by = PC Weight = 1 lb.</p>	
<p>MIM116</p>	<p>#116 Mid-Am 7"X8" Mount Master (Scalloped Ring) Herringbone, Fieldstone, Fresh Sold by = PC Weight = 1 lb.</p>	
<p>MIM118</p>	<p>#118 Mid-Am 7"X8" Mount Master (Scalloped Ring) Sable Brown, Black Hills, Thatch, Sold by = PC Weight = 1 lb.</p>	
<p>MIM127</p>	<p>#127 Mid-Am 7"X8" Mount Master (Scalloped Ring) Pacific Blue (10) Sold by = PC Weight = 1 lb.</p>	
<p>MIM13</p>	<p>#13 Mid-Am 7"X8" Mount Master (Scalloped Ring) Desert Tan, Bennington Beige (10) Sold by = PC Weight = 1 lb.</p>	
<p>MIM134</p>	<p>#134 Mid-Am 7"X8" Mount Master (Scalloped Ring) Dover Gray (10) Sold by = PC Weight = 1 lb.</p>	
<p>MIM136</p>	<p>#136 Mid-Am 7"X8" Mount Master (Scalloped Ring) Canyon Clay (10) Sold by = PC Weight = 1 lb.</p>	

MIM137	#137 Mid-Am 7"X8" Mount Master (Scalloped Ring) Flagstone (10) Sold by = PC Weight = 1 lb.	
MIM138	#138 Mid-Am 7"X8" Mount Master (Scalloped Ring) Almond (10) Sold by = PC Weight = 0.5 lb.	
MIM155	#155 Mid-Am 7"X8" Mount Master (Scalloped Ring) Coastal Blue (10) Sold by = PC Weight = 1 lb.	
MIM156	#156 Mid-Am 7"X8" Mount Master (Scalloped Ring) Granite, Fossil, Gray Dusk, Sold by = PC Weight = 1 lb.	
MIM16	#16 Mid-Am 7"X8" Mount Master (Scalloped Ring) Sterling Gray (10) Sold by = PC Weight = 1 lb.	
MIM175	#175 Mid-Am 7"X8" Mount Master (Scalloped Ring) Arbor Blend, Pine Cone, Sage (10) Sold by = PC Weight = 1 lb.	
MIM176	#176 Mid-Am 7"X8" Mount Master (Scalloped Ring) Light Maple (10) Sold by = PC Weight = 1 lb.	
MIM20	#20 Mid-Am 7"X8" Mount Master (Scalloped Ring) Heritage Cream (10) Sold by = PC Weight = 1 lb.	
MIM201	#201 Mid-Am 7"X8" Mount Master (Scalloped Ring) Forest, Moonlight Moss, Ripe Olive Sold by = PC Weight = 1 lb.	
MIM204	#204 Mid-Am 7"X8" Mount Master (Scalloped Ring) English Saddle, Country Red, Sold by = PC Weight = 1 lb.	
MIM215	#215 Mid-Am 7"X8" Mount Master (Scalloped Ring) Charcoal, Teton, Storm (10) Sold by = PC Weight = 1 lb.	
MIM222	#222 Mid-Am 7"X8" Mount Master (Scalloped Ring) Tahoe, Walnut, Napa Vine (10) Sold by = PC Weight = 1 lb.	

<p>MIM232</p>	<p>#232 Mid-Am 7"X8" Mount Master (Scalloped Ring) Cypress, Juniper Grove, Prarie Sold by = PC Weight = 1 lb.</p>	
<p>MIM233</p>	<p>#233 Mid-Am 7"X8" Mount Master (Scalloped Ring) Buckskin (10) Sold by = PC Weight = 1 lb.</p>	
<p>MIM235</p>	<p>#235 Mid-Am 7"X8" Mount Master (Scalloped Ring) Hearthstone, Dark Drift (10) Sold by = PC Weight = 1 lb.</p>	
<p>MIM27</p>	<p>#27 Mid-Am 7"X8" Mount Master (Scalloped Ring) Cottage Red, Melrose, Spiceberry Sold by = PC Weight = 1 lb.</p>	
<p>MIM278</p>	<p>#278 Mid-Am 7"X8" Mount Master (Scalloped Ring) Autumn Red (10) Sold by = PC Weight = 1 lb.</p>	
<p>MIM296</p>	<p>#296 Mid-Am 7"X8" Mount Master (Scalloped Ring) Midnight Surf, Graphite, Foothill Sold by = PC Weight = 1 lb.</p>	
<p>MIM30</p>	<p>#30 Mid-Am 7"X8" Mount Master (Scalloped Ring) Paintable (10) Sold by = PC Weight = 1 lb.</p>	
<p>MIM302</p>	<p>#302 Mid-Am 7"X8" Mount Master (Scalloped Ring) Scotia Blue, Evening Shade (10) Sold by = PC Weight = 1 lb.</p>	
<p>MIM306</p>	<p>#306 Mid-Am 7"X8" Mount Master (Scalloped Ring) Windswept Smoke, Boulder, Sold by = PC Weight = 1 lb.</p>	
<p>MIM310</p>	<p>#310 Mid-Am 7"X8" Mount Master (Scalloped Ring) Khaki, Ash (10) Sold by = PC Weight = 1 lb.</p>	
<p>MIM315</p>	<p>#315 Mid-Am 7"X8" Mount Master (Scalloped Ring) Mountain Cedar, Cedar, Sold by = PC Weight = 1 lb.</p>	
<p>MIM316</p>	<p>#316 Mid-Am 7"X8" Mount Master (Scalloped Ring) Spruce, Acadia, Pinehurst (10) Sold by = PC Weight = 1 lb.</p>	

MIM327	#327 Mid-Am 7"X8" Mount Master (Scalloped Ring) Iron Ore, Ironstone, Smokey Gray Sold by = PC Weight = 1 lb.	
MIM34	#34 Mid-Am 7"X8" Mount Master (Scalloped Ring) Sandstone Beige (10) Sold by = PC Weight = 1 lb.	
MIM365	#365 Mid-Am 7"X8" Mount Master (Scalloped Ring) Harbor Bay (10) Sold by = PC Weight = 1 lb.	
MIM40	#40 Mid-Am 7"X8" Mount Master (Scalloped Ring) Oxford Blue (10) Sold by = PC Weight = 1 lb.	
MIM402	#402 Mid-Am 7"X8" Mount Master (Scalloped Ring) Castle Stone (10) Sold by = PC Weight = 1 lb.	
MIM407	#407 Mid-Am 7"X8" Mount Master (Scalloped Ring) Midnight Blue (10) Sold by = PC Weight = 1 lb.	
MIM41	#41 Mid-Am 7"X8" Mount Master (Scalloped Ring) Granite Gray (10) Sold by = PC Weight = 1 lb.	
MIM421	#421 Mid-Am 7"X8" Mount Master (Scalloped Ring) Espresso (10) Sold by = PC Weight = 1 lb.	
MIM56	#56 Mid-Am 7"X8" Mount Master (Scalloped Ring) Pear, Pewter, Silver Lining, Sold by = PC Weight = 1 lb.	
MIM69	#69 Mid-Am 7"X8" Mount Master (Scalloped Ring) Savannah Wicker, Sand, Wicker (10) Sold by = PC Weight = 1 lb.	
MIM85	#85 Mid-Am 7"X8" Mount Master (Scalloped Ring) Captiva (10)- (Disc when Gone) Sold by = PC Weight = 1 lb.	
MIM88	#88 Mid-Am 7"X8" Mount Master (Scalloped Ring) Yellow (10) Sold by = PC Weight = 1 lb.	

MIM913	#913 Mid-Am 7"X8" Mount Master (Scalloped Ring) Marine Dusk, Midnight Blue, Deep Sold by = PC Weight = 1 lb.	
MIM95	#95 Mid-Am 7"X8" Mount Master (Scalloped Ring) Cedar, Norwood, Khaki Brown (10) Sold by = PC Weight = 1 lb.	
MIM950	#950 Mid-Am 7"X8" Mount Master (Scalloped Ring) Sierra, Antler (10) Sold by = PC Weight = 1 lb.	
MIM98	#98 Mid-Am 7"X8" Mount Master (Scalloped Ring) Weathered Blend, Bridgeport, Sold by = PC Weight = 1 lb.	
MIM99	#99 Mid-Am 7"X8" Mount Master (Scalloped Ring) Frontier Blend, Cedar Blend (10) Sold by = PC Weight = 1 lb.	
MIMB01	#01 Mid-Am 15-1/2"X16-1/2" Meter Block White, Snow, Eggshell (6) Sold by = PC Weight = 4 lb.	
MIMB08	#08 Mid-Am 15-1/2"X16-1/2" Meter Block Natural Clay, Pebble Sold by = PC Weight = 4 lb.	
MIMB16	#16 Mid-Am 15-1/2"X16-1/2" Meter Block Sterling Gray Sold by = PC Weight = 4 lb.	
MIMB69	#69 Mid-Am 15-1/2"X16-1/2" Meter Block Savannah Wicker, Sand, Wicker Sold by = PC Weight = 4 lb.	
MIS01	#01 Mid-Am 6-3/4"X6-3/4" Surface Master (4"-10") White, Snow, Eggshell (10) Sold by = PC Weight = 1 lb.	
MIS08	#08 Mid-Am 6-3/4"X6-3/4" Surface Master (4"-10") Natural Clay, Pebble (10) Sold by = PC Weight = 1 lb.	
MIS69	#69 Mid-Am 6-3/4"X6-3/4" Surface Master (4"-10") Savannah Wicker, Sand, Wicker (10) Sold by = PC Weight = 1 lb.	

MISS01 #01 Mid-Am 6-5/8"X6-5/8" Surface Master Dutchlap White, Snow, Eggshell (10)













Sold by = PC | Weight = 1 lb.
























MIT301 #01 Mid-Am 6-5/8"X6-5/8" Surface Master T-3 White, Snow, Eggshell (10)

Sold by = PC | Weight = 1 lb.














<p>MI121201</p>	<p>#01 Mid-Am 12"X12" Square White, Snow (5) Sold by = PC Weight = 2 lb.</p>	
<p>MI121208</p>	<p>#08 Mid-Am 12"X12" Square Natural Clay, Pebble Sold by = PC Weight = 2 lb.</p>	
<p>MI1212118</p>	<p>#118 Mid-Am 12"X12" Sq Sable Brown, Black Hills, Thatch, Rockport Brown, Driftwood Sold by = PC Weight = 2 lb.</p>	
<p>MI121216</p>	<p>#16 Mid-Am 12"X12" Sq Sterling Gray, Pewter Sold by = PC Weight = 2 lb.</p>	
<p>MI1212232</p>	<p>#232 Mid-Am 12"X12" Sq Cypress, Juniper Grove, Mountain Laurel, Sycamore, Prarie Sold by = PC Weight = 2 lb.</p>	
<p>MI1212278</p>	<p>#278 Mid-Am 12"X12" Sq Autumn Red Sold by = PC Weight = 2 lb.</p>	
<p>MI121230</p>	<p>#30 Mid-Am 12"X12" Sq Paintable Sold by = PC Weight = 2 lb.</p>	
<p>MI121269</p>	<p>#69 Mid-Am 12"X12" Sq Savannah Wicker, Sand, Wicker Sold by = PC Weight = 2 lb.</p>	
<p>MI121801</p>	<p>#01 Mid-Am 12"X18" Rectangle White, Snow (5) Sold by = PC Weight = 3 lb.</p>	
<p>MI121808</p>	<p>#08 Mid-Am 12"X18" Rectangle Natural Clay, Pebble Sold by = PC Weight = 3 lb.</p>	
<p>MI1218118</p>	<p>#118 Mid-Am 12"X18" Rect Sable Brown, Black Hills, Thatch, Rockport Brown, Sold by = PC Weight = 3 lb.</p>	
<p>MI121816</p>	<p>#16 Mid-Am 12"X18" Rect Sterling Gray, Pewter Sold by = PC Weight = 3 lb.</p>	

<p>MI1218232</p>	<p>#232 Mid-Am 12"X18" Rect Cypress, Juniper Grove, Mountain Laurel, Sycamore, Prarie Sold by = PC Weight = 3 lb.</p>	
<p>MI1218278</p>	<p>#278 Mid-Am 12"X18" Rect Autumn Red Sold by = PC Weight = 3 lb.</p>	
<p>MI121830</p>	<p>#30 Mid-Am 12"X18" Rect Paintable Sold by = PC Weight = 3 lb.</p>	
<p>MI121869</p>	<p>#69 Mid-Am 12"X18" Rect Savannah Wicker, Sand, Wicker Sold by = PC Weight = 3 lb.</p>	
<p>MI182401</p>	<p>#01 Mid-Am 18"X24" Rectangle White, Snow (5) Sold by = PC Weight = 3 lb.</p>	
<p>MI182430</p>	<p>#30 Mid-Am 18"X24" Rect Paintable Sold by = PC Weight = 3 lb.</p>	
<p>MI18001</p>	<p>#01 Mid-Am 18" Octagon White, Snow Sold by = PC Weight = 4 lb.</p>	
<p>MI18008</p>	<p>#08 Mid-Am 18" Octagon Natural Clay, Pebble Sold by = PC Weight = 6 lb.</p>	
<p>MI18030</p>	<p>#30 Mid-Am 18" Octagon Paintable Sold by = PC Weight = 4 lb.</p>	
<p>MI223201</p>	<p>#01 Mid-Am 22"X32" Round Top White, Snow Sold by = PC Weight = 6 lb.</p>	
<p>MI223208</p>	<p>#08 Mid-Am 22"X32" Round Top Natural Clay, Pebble Sold by = PC Weight = 6 lb.</p>	
<p>MI223401</p>	<p>#01 Mid-Am 34"X22" Half Round White, Snow Sold by = PC Weight = 6 lb.</p>	

MI223408	#08 Mid-Am 34"X22" Half Round Natural Clay, Pebble	
	Sold by = PC Weight = 6 lb.	
MI22001	#01 Mid-Am 22" Octagon White, Snow	
	Sold by = PC Weight = 6 lb.	
MI22008	#08 Mid-Am 22" Octagon Natural Clay, Pebble	
	Sold by = PC Weight = 6 lb.	
MI220118	#118 Mid-Am 22" Octagon Sable Brown, Black Hills, Thatch, Rockport Brown, Driftwood	
	Sold by = PC Weight = 6 lb.	
MI220232	#232 Mid-Am 22" Octagon Cypress, Juniper Grove, Mountain Laurel, Sycamore, Prarie	
	Sold by = PC Weight = 6 lb.	
MI220278	#278 Mid-Am 22" Octagon Autumn Red	
	Sold by = PC Weight = 6 lb.	
MI22030	#30 Mid-Am 22" Octagon Paintable	
	Sold by = PC Weight = 6 lb.	
MI22069	#69 Mid-Am 22" Octagon Savannah Wicker, Sand, Wicker	
	Sold by = PC Weight = 6 lb.	
MI22R01	#01 Mid-Am 22" Round White, Snow	
	Sold by = PC Weight = 6.5 lb.	
MIFM01	#01 Mid-Am 9-3/8"X18-1/2" Foundationmaster (Molded Screen) White, Snow (10)	
	Sold by = PC Weight = 4 lb.	












Siding, Accessories & Siding Tools / Mid-America Shutters Cathedral Open Louver

Product Notes: Durable copolymer with U.V. stabilized color molded throughout - Deep wood grain texture - 40 Year Limited Warranty - Package one pair per carton.

MISHB25	Black Mid-Am 14-1/2"X25" Open Louver Shutter #02 (One Pair/Ctn) Sold by = CTN Weight = 5 lb.	
MISHB31	Black Mid-Am 14-1/2"X31" Open Louver Shutter #02 (One Pair/Ctn) Sold by = CTN Weight = 6 lb.	
MISHB36	Black Mid-Am 14-1/2"X36" Open Louver Shutter #02 (One Pair/Ctn) Sold by = CTN Weight = 7 lb.	
MISHB39	Black Mid-Am 14-1/2"X39" Open Louver Shutter #02 (One Pair/Ctn) Sold by = CTN Weight = 7 lb.	
MISHB43	Black Mid-Am 14-1/2"X43" Open Louver Shutter #02 (One Pair/Ctn) Sold by = CTN Weight = 8 lb.	
MISHB48	Black Mid-Am 14-1/2"X48" Open Louver Shutter #02 (One Pair/Ctn) Sold by = CTN Weight = 9 lb.	
MISHB52	Black Mid-Am 14-1/2"X52" Open Louver Shutter #02 (One Pair/Ctn) Sold by = CTN Weight = 9 lb.	
MISHB55	Black Mid-Am 14-1/2"X55" Open Louver Shutter #02 (One Pair/Ctn) Sold by = CTN Weight = 10 lb.	
MISHB60	Black Mid-Am 14-1/2"X60" Open Louver Shutter #02 (One Pair/Ctn) Sold by = CTN Weight = 11 lb.	
MISHB64	Black Mid-Am 14-1/2"X64" Open Louver Shutter #02 (One Pair/Ctn) Sold by = CTN Weight = 11 lb.	
MISHB67	Black Mid-Am 14-1/2"X67" Open Louver Shutter #02 (One Pair/Ctn) Sold by = CTN Weight = 11.7 lb.	
MISHB72	Black Mid-Am 14-1/2"X72" Open Louver Shutter #02 (One Pair/Ctn) Sold by = CTN Weight = 12.5 lb.	













Siding, Accessories & Siding Tools / Mid-America Shutters Cathedral Open Louver

Product Notes: Durable copolymer with U.V. stabilized color molded throughout - Deep wood grain texture - 40 Year Limited Warranty - Package one pair per carton.

MISHB80	Black Mid-Am 14-1/2"X80" Open Louver Shutter #02 (One Pair/Ctn) Sold by = CTN Weight = 13.7 lb.	
MISHF25	Forest Green Mid-Am 14-1/2"X25" Open Louver Shutter #28 (One Pair/Ctn) Sold by = CTN Weight = 5 lb.	
MISHF31	Forest Green Mid-Am 14-1/2"X31" Open Louver Shutter #28 (One Pair/Ctn) Sold by = CTN Weight = 6 lb.	
MISHF36	Forest Green Mid-Am 14-1/2"X36" Open Louver Shutter #28 (One Pair/Ctn) Sold by = CTN Weight = 7 lb.	
MISHF39	Forest Green Mid-Am 14-1/2"X39" Open Louver Shutter #28 (One Pair/Ctn) Sold by = CTN Weight = 7 lb.	
MISHF43	Forest Green Mid-Am 14-1/2"X43" Open Louver Shutter #28 (One Pair/Ctn) Sold by = CTN Weight = 8 lb.	
MISHF48	Forest Green Mid-Am 14-1/2"X48" Open Louver Shutter #28 (One Pair/Ctn) Sold by = CTN Weight = 9 lb.	
MISHF52	Forest Green Mid-Am 14-1/2"X52" Open Louver Shutter #28 (One Pair/Ctn) Sold by = CTN Weight = 9 lb.	
MISHF55	Forest Green Mid-Am 14-1/2"X55" Open Louver Shutter #28 (One Pair/Ctn) Sold by = CTN Weight = 10 lb.	
MISHF60	Forest Green Mid-Am 14-1/2"X60" Open Louver Shutter #28 (One Pair/Ctn) Sold by = CTN Weight = 11 lb.	
MISHF64	Forest Green Mid-Am 14-1/2"X64" Open Louver Shutter #28 (One Pair/Ctn) Sold by = CTN Weight = 11 lb.	
MISHF67	Forest Green Mid-Am 14-1/2"X67" Open Louver Shutter #28 (One Pair/Ctn) Sold by = CTN Weight = 11.7 lb.	




Siding, Accessories & Siding Tools / Mid-America Shutters Cathedral Open Louver

Product Notes: Durable copolymer with U.V. stabilized color molded throughout - Deep wood grain texture - 40 Year Limited Warranty - Package one pair per carton.

MISHF72	Forest Green Mid-Am 14-1/2"X72" Open Louver Shutter #28 (One Pair/Ctn) Sold by = CTN Weight = 12.5 lb.	
MISHF80	Forest Green Mid-Am 14-1/2"X80" Open Louver Shutter #28 (One Pair/Ctn) Sold by = CTN Weight = 13.7 lb.	
MISHW25	White Mid-Am 14-1/2"X25" Open Louver Shutter #01 (One Pair/Ctn) Sold by = CTN Weight = 5 lb.	
MISHW31	White Mid-Am 14-1/2"X31" Open Louver Shutter #01 (One Pair/Ctn) Sold by = CTN Weight = 6 lb.	
MISHW36	White Mid-Am 14-1/2"X36" Open Louver Shutter #01 (One Pair/Ctn) Sold by = CTN Weight = 7 lb.	
MISHW39	White Mid-Am 14-1/2"X39" Open Louver Shutter #01 (One Pair/Ctn) Sold by = CTN Weight = 7 lb.	
MISHW43	White Mid-Am 14-1/2"X43" Open Louver Shutter #01 (One Pair/Ctn) Sold by = CTN Weight = 8 lb.	
MISHW48	White Mid-Am 14-1/2"X48" Open Louver Shutter #01 (One Pair/Ctn) Sold by = CTN Weight = 9 lb.	
MISHW52	White Mid-Am 14-1/2"X52" Open Louver Shutter #01 (One Pair/Ctn) Sold by = CTN Weight = 9 lb.	
MISHW55	White Mid-Am 14-1/2"X55" Open Louver Shutter #01 (One Pair/Ctn) Sold by = CTN Weight = 10 lb.	
MISHW60	White Mid-Am 14-1/2"X60" Open Louver Shutter #01 (One Pair/Ctn) Sold by = CTN Weight = 11 lb.	
MISHW64	White Mid-Am 14-1/2"X64" Open Louver Shutter #01 (One Pair/Ctn) Sold by = CTN Weight = 11 lb.	





Siding, Accessories & Siding Tools / Mid-America Shutters Cathedral Open Louver

Product Notes: Durable copolymer with U.V. stabilized color molded throughout - Deep wood grain texture - 40 Year Limited Warranty - Package one pair per carton.

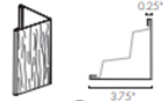
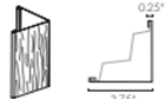
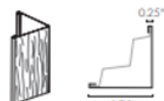
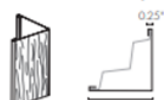








MISHW67	White Mid-Am 14-1/2"X67" Open Louver Shutter #01 (One Pair/Ctn) Sold by = CTN Weight = 11.7 lb.	
MISHW72	White Mid-Am 14-1/2"X72" Open Louver Shutter #01 (One Pair/Ctn) Sold by = CTN Weight = 12.5 lb.	
MISHW80	White Mid-Am 14-1/2"X80" Open Louver Shutter #01 (One Pair/Ctn) Sold by = CTN Weight = 13.7 lb.	
MISHWB25	Wineberry Mid-Am 14-1/2"X25" Open Louver Shutter #78 (One Pair/Ctn) Sold by = CTN Weight = 4.3 lb.	
MISHWB31	Wineberry Mid-Am 14-1/2"X31" Open Louver Shutter #78 (One Pair/Ctn) Sold by = CTN Weight = 5.6 lb.	
MISHWB36	Wineberry Mid-Am 14-1/2"X36" Open Louver Shutter #78 (One Pair/Ctn) Sold by = CTN Weight = 6.3 lb.	
MISHWB39	Wineberry Mid-Am 14-1/2"X39" Open Louver Shutter #78 (One Pair/Ctn) Sold by = CTN Weight = 6.8 lb.	
MISHWB43	Wineberry Mid-Am 14-1/2"X43" Open Louver Shutter #78 (One Pair/Ctn) Sold by = CTN Weight = 7.5 lb.	
MISHWB48	Wineberry Mid-Am 14-1/2"X48" Open Louver Shutter #78 (One Pair/Ctn) Sold by = CTN Weight = 8.4 lb.	
MISHWB52	Wineberry Mid-Am 14-1/2"X52" Open Louver Shutter #78 (One Pair/Ctn) Sold by = CTN Weight = 9 lb.	
MISHWB55	Wineberry Mid-Am 14-1/2"X55" Open Louver Shutter #78 (One Pair/Ctn) Sold by = CTN Weight = 9.6 lb.	
MISHWB60	Wineberry Mid-Am 14-1/2"X60" Open Louver Shutter #78 (One Pair/Ctn) Sold by = CTN Weight = 10.4 lb.	

Siding, Accessories & Siding Tools / Mid-America Shutters Cathedral Open Louver

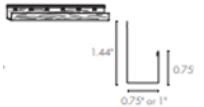











Product Notes: Durable copolymer with U.V. stabilized color molded throughout - Deep wood grain texture - 40 Year Limited Warranty - Package one pair per carton.

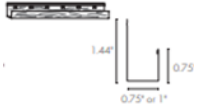

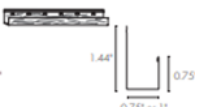
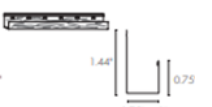
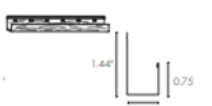
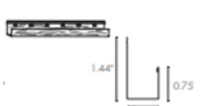




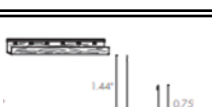

MISHWB64	Wineberry Mid-Am 14-1/2"X64" Open Louver Shutter #78 (One Pair/Ctn)	
	Sold by = CTN Weight = 11.1 lb.	
MISHWB67	Wineberry Mid-Am 14-1/2"X67" Open Louver Shutter #78 (One Pair/Ctn)	
	Sold by = CTN Weight = 11.7 lb.	
MISHWB72	Wineberry Mid-Am 14-1/2"X72" Open Louver Shutter #78 (One Pair/Ctn)	
	Sold by = CTN Weight = 12.5 lb.	
MISHWB80	Wineberry Mid-Am 14-1/2"X80" Open Louver Shutter #78 (One Pair/Ctn)	
	Sold by = CTN Weight = 13.7 lb.	

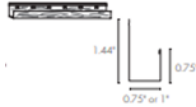


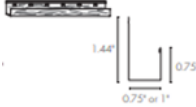
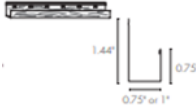
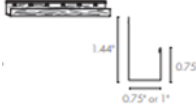
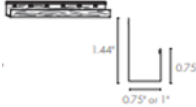
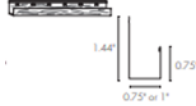
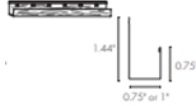
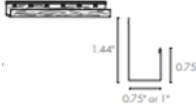
QSPC1PCED	QE 10' 1 Pc Steel Shake Osc Cedar (10) *Pc	Sold by = PC Length = 120" Weight = 3 lb.	2-Piece Outside Corner Post Base	
QSPCBB	QE Bennington Beige 10' Steel Osc Snap On Cap (10)	Sold by = PC Length = 120" Weight = 3 lb.	Outside Corner Post Cap	
QSPCCED	QE Cedar 10' Steel Osc Snap On Cap (10)	Sold by = PC Length = 120" Weight = 3 lb.	Outside Corner Post Cap	
QSPCCM	QE Cider Mill 10' Steel Osc Snap On Cap (10)	Sold by = PC Length = 120" Weight = 3 lb.	Outside Corner Post Cap	
QSPCCO	QE Coal 10' Steel Osc Snap On Cap (10)	Sold by = PC Thickness = 0.016" Width = 3.75" Length = 120" Weight = 5 lb.	Outside Corner Post Cap	
QSPCCR	QE Cottage Red 10' Steel Osc Snap On Cap (10)	Sold by = PC Length = 120" Weight = 3 lb.	Outside Corner Post Cap	
QSPCEGG	QE Eggshell 10' Steel Osc Snap On Cap (10)	Sold by = PC Length = 120" Weight = 3 lb.	Outside Corner Post Cap	
QSPCES	QE English Saddle 10' Steel Osc Snap On Cap (10)	Sold by = PC Length = 120" Weight = 3 lb.	Outside Corner Post Cap	
QSPCEVE	QE Evening Shade 10' Steel Osc Snap On Cap (10)	Sold by = PC Length = 120" Weight = 3 lb.	Outside Corner Post Cap	
QSPCFAWN	QE Fawn 10' Steel Osc Snap On Cap (10)	Sold by = PC Length = 120" Weight = 3 lb.	Outside Corner Post Cap	
QSPCFB	QE Foothill Blue 10' Steel Osc Snap On Cap (10)	Sold by = PC Length = 120" Weight = 3 lb.	Outside Corner Post Cap	

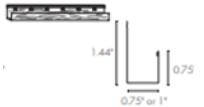










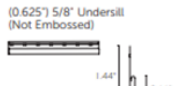
<p>QSPFCAN</p>	<p>QE Fresh Canvas 10' Steel Osc Snap On Cap (10) Sold by = PC Length = 120" Weight = 3 lb.</p>	<p>Outside Corner Post Cap</p> 
<p>QSPCGD</p>	<p>QE Gray Dusk 10' Steel Osc Snap On Cap (10) Sold by = PC Length = 120" Weight = 3 lb.</p>	<p>Outside Corner Post Cap</p> 
<p>QSPCIS</p>	<p>QE Ironestone 10' Steel Osc Snap On Cap (10) Sold by = PC Length = 120" Weight = 3 lb.</p>	<p>Outside Corner Post Cap</p> 
<p>QSPCMB</p>	<p>QE Midnight Blue 10' Steel Osc Snap On Cap (10) Sold by = PC Length = 120" Weight = 3 lb.</p>	<p>Outside Corner Post Cap</p> 
<p>QSPCNO</p>	<p>QE Norwood 10' Steel Osc Snap On Cap (10) Sold by = PC Length = 120" Weight = 3 lb.</p>	<p>Outside Corner Post Cap</p> 
<p>QSPCNV</p>	<p>QE Napa Vine 10' Steel Osc Snap On Cap (10) Sold by = PC Length = 120" Weight = 3 lb.</p>	<p>Outside Corner Post Cap</p> 
<p>QSPCPE</p>	<p>QE Pewter 10' Steel Osc Snap On Cap (10) Sold by = PC Length = 120" Weight = 3 lb.</p>	<p>Outside Corner Post Cap</p> 
<p>QSPCRO</p>	<p>QE Ripe Olive 10' Steel Osc Snap On Cap (10) Sold by = PC Length = 120" Weight = 3 lb.</p>	<p>Outside Corner Post Cap</p> 
<p>QSPCSB</p>	<p>QE Statuary Bronze 10' Steel Osc Snap On Cap (10) Sold by = PC Length = 120" Weight = 3 lb.</p>	<p>Outside Corner Post Cap</p> 
<p>QSPCSL</p>	<p>QE Silver Lining 10' Steel Osc Snap On Cap (10) Sold by = PC Length = 120" Weight = 3 lb.</p>	<p>Outside Corner Post Cap</p> 
<p>QSPCSP</p>	<p>QE Spruce 10' Steel Osc Snap On Cap (10) Sold by = PC Length = 120" Weight = 3 lb.</p>	<p>Outside Corner Post Cap</p> 
<p>QSPCTA</p>	<p>QE Timber Ash 10' Steel Osc Snap On Cap (10) Sold by = PC Length = 120" Weight = 3 lb.</p>	<p>Outside Corner Post Cap</p> 

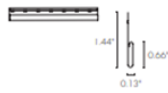
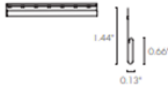
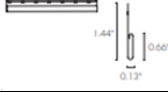





<p>QSPCTH</p>	<p>QE Thatch 10' Steel Osc Snap On Cap (10) Sold by = PC Length = 120" Weight = 3 lb.</p>	<p>Outside Corner Post Cap</p>
<p>QSPCW</p>	<p>QE White 10' Steel Osc Snap On Cap (10) Sold by = PC Length = 120" Weight = 3 lb.</p>	<p>Outside Corner Post Cap</p>
<p>QSPCWW</p>	<p>QE Weathered Wood 10' Steel Osc Snap On Cap (10) Sold by = PC Length = 120" Weight = 3 lb.</p>	<p>Outside Corner Post Cap</p>
<p>QSPD4CM</p>	<p>Cider Mill D4 Tru Cedar W/G Sm50 Qe Steel Siding M16 Sold by = CTN Length = 120" Weight = 3 lb.</p>	
<p>QSPD4ES</p>	<p>English Saddle D4 Tru Cedar W/G Sm50 Qe Steel Sidng M17 Sold by = CTN Length = 120" Weight = 3 lb.</p>	
<p>QSPD4NV</p>	<p>Napa Vine D4 Tru Cedar W/G Sm50 Qe Steel Siding M15 Sold by = CTN Length = 120" Weight = 3 lb.</p>	
<p>QSPJBB</p>	<p>QE Bennington Beige 3/4x12' Steel J-Channel (25) Sold by = PC Length = 144" Weight = 2.2 lb.</p>	
<p>QSPJCED</p>	<p>QE Cedar 3/4x12' Steel J-Channel (25) Sold by = PC Length = 144" Weight = 2.2 lb.</p>	
<p>QSPJCED1</p>	<p>QE 1\"X10' J-Channel Cedar (25) *Pc Sold by = PC Length = 120" Weight = 2.2 lb.</p>	
<p>QSPJCM</p>	<p>QE Cider Mill 3/4x12' Steel J-Channel (25) Sold by = PC Length = 144" Weight = 2.2 lb.</p>	
<p>QSPJCM1</p>	<p>QE 1\"X10' J-Channel Cider Mill (25) *Pc Sold by = PC Length = 120" Weight = 2.2 lb.</p>	
<p>QSPJCO</p>	<p>QE Coal 3/4x12' Steel J-Channel (25) Sold by = PC Thickness = 0.016" Width = 0.075" Length = 144" Weight = 2.2 lb.</p>	


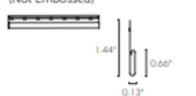

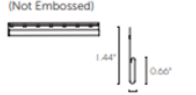
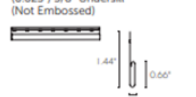
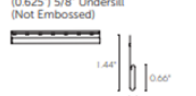
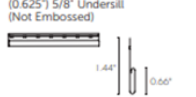
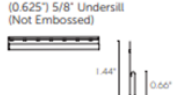
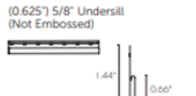
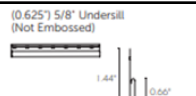

<p>QSPJCO1</p>	<p>QE 1" x 10' J-Channel Coal (25) Sold by = PC Thickness = 0.016" Width = 1" Length = 120" Weight = 2.2 lb.</p>	
<p>QSPJCR</p>	<p>QE Cottage Red 3/4x12' Steel J-Channel (25) Sold by = PC Length = 144" Weight = 2.2 lb.</p>	
<p>QSPJCR1</p>	<p>QE 1"X10' J-Channel Cottage Red (25) Sold by = PC Length = 120" Weight = 2.2 lb.</p>	
<p>QSPJEGG</p>	<p>QE Eggshell 3/4x12' Steel J-Channel (25) Sold by = PC Length = 144" Weight = 2.2 lb.</p>	
<p>QSPJEGG1</p>	<p>QE 1"X10' J-Channel Eggshell(25) Sold by = PC Length = 120" Weight = 2.2 lb.</p>	
<p>QSPJES</p>	<p>QE English Saddle 3/4x12' Steel J-Channel (25) Sold by = PC Length = 144" Weight = 2.2 lb.</p>	
<p>QSPJES1</p>	<p>QE 1"X10' J-Channel English Saddle (25) Sold by = PC Length = 120" Weight = 2.2 lb.</p>	
<p>QSPJEVE</p>	<p>QE Evening Shade 3/4x12' Steel J-Channel (25) Sold by = PC Length = 144" Weight = 2.2 lb.</p>	
<p>QSPJEVE1</p>	<p>QE 1"X10' J-Channel Evening Shade (25) Sold by = PC Length = 120" Weight = 2.2 lb.</p>	
<p>QSPJFAWN</p>	<p>QE Fawn 3/4x12' Steel J-Channel (25) Sold by = PC Length = 144" Weight = 2.2 lb.</p>	
<p>QSPJFAWN1</p>	<p>QE 1"X10' J-Channel Fawn(25) *Pc Sold by = PC Length = 120" Weight = 2.2 lb.</p>	
<p>QSPJFB</p>	<p>QE Foothill Blue 3/4x12' Steel J-Channel (25) Sold by = PC Length = 144" Weight = 2.2 lb.</p>	

<p>QSPJFCAN</p>	<p>QE Fresh Canvas 3/4x12' Steel J-Channel (25) Sold by = PC Length = 144" Weight = 2.2 lb.</p>	
<p>QSPJFCAN1</p>	<p>QE 1"X10' J-Channel Fresh Canvas (25) *Pc Sold by = PC Length = 120" Weight = 2.2 lb.</p>	
<p>QSPJGD</p>	<p>QE Gray Dusk 3/4x12' Steel J-Channel (25) Sold by = PC Length = 144" Weight = 2.2 lb.</p>	
<p>QSPJGD1</p>	<p>QE 1"X10' J-Channel Graydusk (25) *Pc Sold by = PC Length = 120" Weight = 2.2 lb.</p>	
<p>QSPJIS</p>	<p>QE Ironstone 3/4x12' Steel J-Channel (25) Sold by = PC Weight = 2.2 lb.</p>	
<p>QSPJIS1</p>	<p>QE 1"X10' J-Channel Ironstone(25) *Pc Sold by = PC Weight = 2.2 lb.</p>	
<p>QSPJMB</p>	<p>QE Midnight Blue 3/4x12' Steel J-Channel (25) Sold by = PC Length = 144" Weight = 2.2 lb.</p>	
<p>QSPJMB1</p>	<p>QE 1"X10' J-Channel Midnight Blue (25) *Pc Sold by = PC Length = 144" Weight = 2.2 lb.</p>	
<p>QSPJNO</p>	<p>QE Norwood 3/4x12' Steel J-Channel (25) Sold by = PC Weight = 2.2 lb.</p>	
<p>QSPJNO1</p>	<p>QE 1" x 10' J-Channel Norwood (25) *Pc Sold by = PC Length = 120" Weight = 2.2 lb.</p>	
<p>QSPJNV</p>	<p>QE Napa Vine 3/4x12' Steel J-Channel (25) Sold by = PC Weight = 2.2 lb.</p>	
<p>QSPJNV1</p>	<p>QE 1"X10' J-Channel Napa Vine(25) *Pc Sold by = PC Weight = 2.2 lb.</p>	

QSPJPE	QE Pewter 3/4x12' Steel J-Channel (25)	
	Sold by = PC Weight = 2.2 lb.	
QSPJPE1	QE 1"X10' J-Channel Pewter (25) *Pc	
	Sold by = PC Weight = 2.2 lb.	
QSPJRO	QE Ripe Olive 3/4x12' Steel J-Channel (25)	
	Sold by = PC Weight = 2.2 lb.	
QSPJRO1	QE 1"X10' J-Channel RipeOlive (25)	
	Sold by = PC Weight = 2.2 lb.	
QSPJSA	*Disc* QE 3/4" J-Channel -Sahara (25) *Pc	
	Sold by = PC Weight = 2.2 lb.	
QSPJSA1	*Disc* QE 1"X10' J-Channelsahara (25) *Pc	
	Sold by = PC Weight = 2.2 lb.	
QSPJSB	QE Statuary Broze 3/4x12' Steel J-Channel (25)	
	Sold by = PC Weight = 2.2 lb.	
QSPJSB1	QE 1"X10' J-Channel - Statuary Bronze (25)	
	Sold by = PC Weight = 2.2 lb.	
QSPJSL	QE Silver Lining 3/4x12' Steel J-Channel (25)	
	Sold by = PC Weight = 2.2 lb.	
QSPJSL1	QE 1"X10' J-Channel - SilverLining (25)	
	Sold by = PC Weight = 2.2 lb.	
QSPJSP	QE Spuce 3/4x12' Steel J-Channel (25)	
	Sold by = PC Weight = 2.2 lb.	
QSPJTA	QE Timber Ash 3/4x12' Steel J-Channel (25)	
	Sold by = PC Weight = 2.2 lb.	

<p>QSPJTA1</p>	<p>QE 1"X10' J-Channel TimberAsh (25) *Pc Sold by = PC Weight = 2.2 lb.</p>	
<p>QSPJTH</p>	<p>QE Thatch 3/4x12' Steel J-Channel (25) Sold by = PC Weight = 2.2 lb.</p>	
<p>QSPJTH1</p>	<p>QE 1"X10' J-Channel Thatch(25) *Pc Sold by = PC Weight = 2.2 lb.</p>	
<p>QSPJW</p>	<p>QE White 3/4x12' Steel J-Channel (25) Sold by = PC Weight = 2.2 lb.</p>	
<p>QSPJW1</p>	<p>QE 1"X10' J-Channel White (25) *Pc Sold by = PC Weight = 2.2 lb.</p>	
<p>QSPJWW</p>	<p>QE Weathered Wood 3/4x12' Steel J-Channel (25) Sold by = PC Weight = 2.2 lb.</p>	
<p>QSPJWW1</p>	<p>QE 1"X10' J-Channel Weathered Wood (25) *Pc Sold by = PC Weight = 2.2 lb.</p>	
<p>QSPRCBL</p>	<p>QE Tru Cedar Sidewall Shake Retention Clip Black *Pc Sold by = PC Weight = 1 lb.</p>	
<p>QSPRCG</p>	<p>QE Tru Cedar Sidewall Shake Retention Clip Gray *Pc Sold by = PC Weight = 1 lb.</p>	
<p>QSPSHST</p>	<p>QE Shake Siding Starter (10 Pcs/Ctn) *Pc Sold by = PC Weight = 3 lb.</p>	
<p>QSPUTBB</p>	<p>QE Undersill Trim Bennington Beige (25) Sold by = PC Weight = 1.5 lb.</p>	<p>(0.625") 5/8" Undersill (Not Embossed)</p> 
<p>QSPUTCED</p>	<p>QE Undersill Trim Cedar (25) Sold by = PC Weight = 1.6 lb.</p>	<p>(0.625") 5/8" Undersill (Not Embossed)</p> 













<p>QSPUTCM</p> <p>Sold by = PC Weight = 1.5 lb.</p>	<p>QE Undersill Trim Cider Mill (25)</p>	<p>(0.625") 5/8" Undersill (Not Embossed)</p> 
<p>QSPUTCO</p> <p>Sold by = PC Thickness = 0.016" Width = 1.5" Length = 144" Weight = 1.5 lb.</p>	<p>QE Undersill Trim Coal (25)</p>	<p>(0.625") 5/8" Undersill (Not Embossed)</p> 
<p>QSPUTCR</p> <p>Sold by = PC Weight = 1.5 lb.</p>	<p>QE Undersill Trim Cottage Red (25)</p>	<p>(0.625") 5/8" Undersill (Not Embossed)</p> 
<p>QSPUTEGG</p> <p>Sold by = PC Weight = 1.5 lb.</p>	<p>QE Undersill Trim - Eggshell (25) *Pc</p>	<p>(0.625") 5/8" Undersill (Not Embossed)</p> 
<p>QSPUTES</p> <p>Sold by = PC Weight = 1.5 lb.</p>	<p>QE Undersill Trim English Saddle (25)</p>	<p>(0.625") 5/8" Undersill (Not Embossed)</p> 
<p>QSPUTEVE</p> <p>Sold by = PC Weight = 1.5 lb.</p>	<p>QE Undersill Trim Evening Shade(25) *Pc</p>	<p>(0.625") 5/8" Undersill (Not Embossed)</p> 
<p>QSPUTFAWN</p> <p>Sold by = PC Weight = 1.6 lb.</p>	<p>QE Undersill Trim - Fawn (25)</p>	<p>(0.625") 5/8" Undersill (Not Embossed)</p> 
<p>QSPUTFB</p> <p>Sold by = PC Weight = 1.5 lb.</p>	<p>QE Undersill Trim Foothill Blue (25)</p>	<p>(0.625") 5/8" Undersill (Not Embossed)</p> 
<p>QSPUTFCAN</p> <p>Sold by = PC Weight = 1.5 lb.</p>	<p>QE Undersill Trim - Fresh Canvas (25) *Pc</p>	<p>(0.625") 5/8" Undersill (Not Embossed)</p> 
<p>QSPUTGD</p> <p>Sold by = PC Weight = 1.6 lb.</p>	<p>QE Undersill Trim Gray Dusk (25)</p>	<p>(0.625") 5/8" Undersill (Not Embossed)</p> 
<p>QSPUTIS</p> <p>Sold by = PC Weight = 1.6 lb.</p>	<p>QE Undersill Trim Ironestone (25)</p>	<p>(0.625") 5/8" Undersill (Not Embossed)</p> 
<p>QSPUTMB</p> <p>Sold by = PC Weight = 1.6 lb.</p>	<p>QE Undersill Trim - Midnight Blue (25)</p>	<p>(0.625") 5/8" Undersill (Not Embossed)</p> 

<p>QSPUTNO</p> <p>Sold by = PC Weight = 1.5 lb.</p>	<p>QE Undersill Trim Norwood (25)</p>	<p>(0.625") 5/8" Undersill (Not Embossed)</p> 
<p>QSPUTNV</p> <p>Sold by = PC Weight = 1.5 lb.</p>	<p>QE Undersill Trim Napa Vine (25)</p>	<p>(0.625") 5/8" Undersill (Not Embossed)</p> 
<p>QSPUTPE</p> <p>Sold by = PC Weight = 1.5 lb.</p>	<p>QE Undersill Trim Pewter (25)</p>	<p>(0.625") 5/8" Undersill (Not Embossed)</p> 
<p>QSPUTRO</p> <p>Sold by = PC Weight = 1.6 lb.</p>	<p>QE Undersill Trim - RipeOlive (25)</p>	<p>(0.625") 5/8" Undersill (Not Embossed)</p> 
<p>QSPUTSB</p> <p>Sold by = PC Weight = 1.6 lb.</p>	<p>QE Undersill Trim - Statuary bronze (25)</p>	<p>(0.625") 5/8" Undersill (Not Embossed)</p> 
<p>QSPUTSL</p> <p>Sold by = PC Weight = 1.6 lb.</p>	<p>QE Undersill Trim - SilverLining (25)</p>	<p>(0.625") 5/8" Undersill (Not Embossed)</p> 
<p>QSPUTSP</p> <p>Sold by = PC Weight = 1.6 lb.</p>	<p>QE Undersill Trim Spruce (25)</p>	<p>(0.625") 5/8" Undersill (Not Embossed)</p> 
<p>QSPUTTA</p> <p>Sold by = PC Weight = 1.6 lb.</p>	<p>QE Undersill Trim Timber Ash (25)</p>	<p>(0.625") 5/8" Undersill (Not Embossed)</p> 
<p>QSPUTTH</p> <p>Sold by = PC Weight = 1.5 lb.</p>	<p>QE Undersill Trim Thatch (25)</p>	<p>(0.625") 5/8" Undersill (Not Embossed)</p> 
<p>QSPUTW</p> <p>Sold by = PC Length = 144" Weight = 1.5 lb.</p>	<p>QE Undersill Trim White (25)</p>	<p>(0.625") 5/8" Undersill (Not Embossed)</p> 
<p>QSPUTWW</p> <p>Sold by = PC Length = 144" Weight = 1.6 lb.</p>	<p>QE Undersill Trim Weathered Wood (25)</p>	<p>(0.625") 5/8" Undersill (Not Embossed)</p> 

Siding, Accessories & Siding Tools / Rise Building Products Textured Lap Siding and Trim

Product Notes: Sold in 4 Pc. Bundles – 12.85 Pcs. Per Sq. – 160 Pcs. Per Unit – 7" Reve













All primed siding & trim sold by the each – 8.25" lap siding – 12.85 pcs per sq. – 7" reveal on lap siding

RI1213SMPR	RISE 12" X 13' 4" SMOOTH PRIMED SIDING PC*	
Sold by = ea Thickness = 0.39" Width = 12" Length = 160" Weight = 24.6 lb.		
RI410PR	Rise 3/8"X4'X10' Panel Siding Primed Woodgrain	
Sold by = ea Thickness = 0.39" Width = 48" Length = 120" Weight = 70.67 lb.		
RI813AN	Antler 8"X13'4" Rise Lap Siding (4/BDL)	
Sold by = ea Thickness = 0.375" Width = 8.25" Length = 160" Weight = 18.33 lb.		
RI813AS	Ash 8"X13'4" Rise Lap Siding (4/BDL)	
Sold by = ea Thickness = 0.375" Width = 8.25" Length = 160" Weight = 18.33 lb.		
RI813BO	Boulder 8"X13'4" Rise Lap Siding (4/BDL)	
Sold by = ea Thickness = 0.375" Width = 8.25" Length = 160" Weight = 18.33 lb.		
RI813DR	Driftwood 8"X13'4" Rise Lap Siding (4/BDL)	
Sold by = ea Thickness = 0.375" Width = 8.25" Length = 160" Weight = 18.33 lb.		
RI813FI	Fieldstone 8"X13'4" Rise Lap Siding (4/BDL)	
Sold by = ea Thickness = 0.375" Width = 8.25" Length = 160" Weight = 18.33 lb.		
RI813GA	Garnet 8"X13'4" Rise Lap Siding (4/BDL)	
Sold by = ea Thickness = 0.375" Width = 8.25" Length = 160" Weight = 18.33 lb.		
RI813GR	Graphite 8"X13'4" Rise Lap Siding (4/BDL)	
Sold by = ea Thickness = 0.375" Width = 8.25" Length = 160" Weight = 18.33 lb.		
RI813KH	Khaki Brown 8"X13'4" Rise Lap Siding (4/BDL)	
Sold by = ea Thickness = 0.375" Width = 8.25" Length = 160" Weight = 18.33 lb.		
RI813PG	Prairie Grass 8"X13'4" Rise Lap Siding (4/BDL)	
Sold by = ea Thickness = 0.375" Width = 8.25" Length = 160" Weight = 18.33 lb.		
RI813PI	Pinecone 8"X13'4" Rise Lap Siding (4/BDL)	
Sold by = ea Thickness = 0.375" Width = 8.25" Length = 160" Weight = 18.33 lb.		

Siding, Accessories & Siding Tools / Rise Building Products Textured Lap Siding and Trim

Product Notes: Sold in 4 Pc. Bundles – 12.85 Pcs. Per Sq. – 160 Pcs. Per Unit – 7" Reve



All primed siding & trim sold by the each – 8.25" lap siding – 12.85 pcs per sq. – 7" reveal on lap siding

RI813PR	Primed 8"X13'4" Rise Lap Siding (2/BDL)	Sold by = ea Thickness = 0.375" Width = 8.25" Length = 160" Weight = 18.33 lb.	
RI813SA	Sage 8"X13'4" Rise Lap Siding (4/BDL)	Sold by = ea Thickness = 0.375" Width = 8.25" Length = 160" Weight = 18.33 lb.	
RI813SP	Spiceberry 8"X13'4" Rise Lap Siding (4/BDL)	Sold by = ea Thickness = 0.375" Width = 8.25" Length = 160" Weight = 18.33 lb.	
RI813WH	White 8"X13'4" Rise Lap Siding (4/BDL)	Sold by = ea Thickness = 0.375" Width = 8.25" Length = 160" Weight = 18.33 lb.	
RIMCAN	Antler Joint Molding Covers (50/ctn)	Sold by = ea	
RIMCAS	Ash Joint Molding Covers (50/ctn)	Sold by = ea	
RIMCBO	Boulder Joint Molding Covers (50/ctn)	Sold by = ea	
RIMCDR	Driftwood Joint Molding Covers (50/ctn)	Sold by = ea	
RIMCFI	Fieldstone Joint Molding Covers (50/ctn)	Sold by = ea	
RIMCGA	Garnet Joint Molding Covers (50/ctn)	Sold by = ea	
RIMCGR	Graphite Joint Molding Covers (50/ctn)	Sold by = ea	
RIMCKH	Khaki Brown Joint Molding Covers (50/ctn)	Sold by = ea	

Siding, Accessories & Siding Tools / Rise Building Products Textured Lap Siding and Trim

Product Notes: Sold in 4 Pc. Bundles – 12.85 Pcs. Per Sq. – 160 Pcs. Per Unit – 7" Reve

All primed siding & trim sold by the each – 8.25" lap siding – 12.85 pcs per sq. – 7" reveal on lap siding

RIMCPG	Prairie Grass Joint Molding Covers (50/ctn) Sold by = ea	
RIMCPI	Pinecone Joint Molding Covers (50/ctn) Sold by = ea	
RIMCPR	Primed Joint Molding Covers (Eggshell) (50/ctn) Sold by = ea	
RIMCSA	Sage Joint Molding Covers (50/ctn) Sold by = ea	
RIMCSP	Spiceberry Joint Molding Covers (50/ctn) Sold by = ea	
RIMCWH	White Joint Molding Covers (50/ctn) Sold by = ea	
RIOCAN	Rise Antler 5/4"X4"X4"X13'4" Outside Corner Sold by = ea Thickness = 4" Width = 4" Length = 160" Weight = 34 lb.	
RIOCAS	Rise Ash 5/4"X4"X4"X13'4" Outside Corner Sold by = ea Thickness = 4" Width = 4" Length = 160" Weight = 34 lb.	
RIOCBO	Rise Boulder 5/4"X4"X4"X13'4" Outside Corner Sold by = ea Thickness = 4" Width = 4" Length = 160" Weight = 34 lb.	
RIOCDR	Rise Driftwood 5/4"X4"X4"X13'4" Outside Corner Sold by = ea Thickness = 4" Width = 4" Length = 160" Weight = 34 lb.	
RIOCFI	Rise Fieldstone 5/4"X4"X4"X13'4" Outside Corner Sold by = ea Thickness = 4" Width = 4" Length = 160" Weight = 34 lb.	
RIOCGA	Rise Garnet 5/4"X4"X4"X13'4" Outside Corner Sold by = ea Thickness = 4" Width = 4" Length = 160" Weight = 34 lb.	

Siding, Accessories & Siding Tools / Rise Building Products Textured Lap Siding and Trim

Product Notes: Sold in 4 Pc. Bundles – 12.85 Pcs. Per Sq. – 160 Pcs. Per Unit – 7" Reve





All primed siding & trim sold by the each – 8.25" lap siding – 12.85 pcs per sq. – 7" reveal on lap siding

RIOCGR	Rise Graphite 5/4"X4"X4"X13'4" Outside Corner Sold by = ea Thickness = 4" Width = 4" Length = 160" Weight = 34 lb.	
RIOCKH	Rise Khaki Brown 5/4"X4"X4"X13'4" Outside Corner Sold by = ea Thickness = 4" Width = 4" Length = 160" Weight = 34 lb.	
RIOCPG	Rise Prairie Grass 5/4"X4"X4"X13'4" Outside Corner Sold by = ea Thickness = 4" Width = 4" Length = 160" Weight = 34 lb.	
RIOCPI	Rise Pinecone 5/4"X4"X4"X13'4" Outside Corner Sold by = ea Thickness = 4" Width = 4" Length = 160" Weight = 34 lb.	
RIOCPR	Rise PRIMED 5/4"X4"X4"X13'4" Outside Corner Sold by = ea Thickness = 4" Width = 4" Length = 160" Weight = 34 lb.	
RIOCSA	Rise Sage 5/4"X4"X4"X13'4" Outside Corner Sold by = ea Thickness = 4" Width = 4" Length = 160" Weight = 34 lb.	
RIOCSP	Rise Spiceberry 5/4"X4"X4"X13'4" Outside Corner Sold by = ea Thickness = 4" Width = 4" Length = 160" Weight = 34 lb.	
RIOCWH	Rise White 5/4"X4"X4"X13'4" Outside Corner Sold by = ea Thickness = 4" Width = 4" Length = 160" Weight = 34 lb.	
RIPKAN	Antler Touch-Up Paint Kit 16 Oz Sold by = ea Weight = 2 lb.	
RIPKAS	Ash Touch-Up Paint Kit 16 Oz Sold by = ea Weight = 2 lb.	
RIPKBO	Boulder Touch-Up Paint Kit 16 Oz Sold by = ea Weight = 2 lb.	
RIPKDR	Driftwood Touch-Up Paint Kit 16 Oz Sold by = ea Weight = 2 lb.	

Siding, Accessories & Siding Tools / Rise Building Products Textured Lap Siding and Trim

Product Notes: Sold in 4 Pc. Bundles – 12.85 Pcs. Per Sq. – 160 Pcs. Per Unit – 7" Reve












All primed siding & trim sold by the each – 8.25" lap siding – 12.85 pcs per sq. – 7" reveal on lap siding

RIPKFI	Fieldstone Touch-Up Paint Kit 16 Oz Sold by = ea Weight = 2 lb.	
RIPKGA	Garnet Touch-Up Paint Kit 16 Oz Sold by = ea Weight = 2 lb.	
RIPKGR	Graphite Touch-Up Paint Kit 16 Oz Sold by = ea Weight = 2 lb.	
RIPKKH	Khaki Brown Touch-Up Paint Kit 16 Oz Sold by = ea Weight = 2 lb.	
RIPKPG	Prairie Grass Touch-Up Paint Kit 16 Oz Sold by = ea Weight = 2 lb.	
RIPKPI	Pinecone Touch-Up Paint Kit 16 Oz Sold by = ea Weight = 2 lb.	
RIPKSA	Sage Touch-Up Paint Kit 16 Oz Sold by = ea Weight = 2 lb.	
RIPKSP	Spiceberry Touch-Up Paint Kit 16 Oz Sold by = ea Weight = 2 lb.	
RIPKWH	White Touch-Up Paint Kit 16 Oz Sold by = ea Weight = 2 lb.	
RISSDB	8â€ Slip Sheet Dark Brown Sold by = BDL Weight = 10 lb.	
RISSLB	8â€ Slip Sheet Light Brown Sold by = BDL Weight = 10 lb.	
RIT10WH	Rise White 5/4"X10"X13'4" Trimboard Sold by = ea Thickness = 1" Width = 9.25" Length = 160" Weight = 49.1 lb.	

Siding, Accessories & Siding Tools / Rise Building Products Textured Lap Siding and Trim

Product Notes: Sold in 4 Pc. Bundles – 12.85 Pcs. Per Sq. – 160 Pcs. Per Unit – 7" Reve













All primed siding & trim sold by the each – 8.25" lap siding – 12.85 pcs per sq. – 7" reveal on lap siding

RIT12WH	Rise White 5/4"X12"X13'4" Trimboard Sold by = ea Thickness = 1" Width = 11.25" Length = 160" Weight = 62.41 lb.	
RIT3PR	Rise 4/4"X3"X13'4" Trim Primed Sold by = ea Thickness = 0.8" Width = 2.5" Length = 160" Weight = 10.35 lb.	
RIT4AN	Rise Antler 5/4"X4"X13'4" Trimboard Sold by = ea Thickness = 1" Width = 3.5" Length = 160" Weight = 19 lb.	
RIT4AS	Rise Ash 5/4"X4"X13'4" Trimboard Sold by = ea Thickness = 1" Width = 3.5" Length = 160" Weight = 19 lb.	
RIT4BL	Rise Black 5/4"X4"X13'4" Trimboard Sold by = ea Thickness = 1" Width = 3.5" Length = 160" Weight = 19 lb.	
RIT4BO	Rise Boulder 5/4"X4"X13'4" Trimboard Sold by = ea Thickness = 1" Width = 3.5" Length = 160" Weight = 19 lb.	
RIT4DR	Rise Driftwood 5/4"X4"X13'4" Trimboard Sold by = ea Thickness = 1" Width = 3.5" Length = 160" Weight = 19 lb.	
RIT4FI	Rise Fieldstone 5/4"X4"X13'4" Trimboard Sold by = ea Thickness = 1" Width = 3.5" Length = 160" Weight = 19 lb.	
RIT4GA	Rise Garnet 5/4"X4"X13'4" Trimboard Sold by = ea Thickness = 1" Width = 3.5" Length = 160" Weight = 19 lb.	
RIT4GR	Rise Graphite 5/4"X4"X13'4" Trimboard Sold by = ea Thickness = 1" Width = 3.5" Length = 160" Weight = 19 lb.	
RIT4KH	Rise Khaki Brown 5/4"X4"X13'4" Trimboard Sold by = ea Thickness = 1" Width = 3.5" Length = 160" Weight = 19 lb.	
RIT4PG	Rise Prairie Grass 5/4"X4"X13'4" Trimboard Sold by = ea Thickness = 1" Width = 3.5" Length = 160" Weight = 19 lb.	

Siding, Accessories & Siding Tools / Rise Building Products Textured Lap Siding and Trim

Product Notes: Sold in 4 Pc. Bundles – 12.85 Pcs. Per Sq. – 160 Pcs. Per Unit – 7" Reve

All primed siding & trim sold by the each – 8.25" lap siding – 12.85 pcs per sq. – 7" reveal on lap siding

<p>RIT4PI</p>	<p>Rise Pinecone 5/4"X4"X13'4" Trimboard Sold by = ea Thickness = 1" Width = 3.5" Length = 160" Weight = 19 lb.</p>	
<p>RIT4PR</p>	<p>Rise Primed 5/4"X4"X13'4" Trimboard Sold by = ea Thickness = 1" Width = 3.5" Length = 160" Weight = 19 lb.</p>	
<p>RIT4SA</p>	<p>Rise Sage 5/4"X4"X13'4" Trimboard Sold by = ea Thickness = 1" Width = 3.5" Length = 160" Weight = 19 lb.</p>	
<p>RIT4SP</p>	<p>Rise Spiceberry 5/4"X4"X13'4" Trimboard Sold by = ea Thickness = 1" Width = 3.5" Length = 160" Weight = 19 lb.</p>	
<p>RIT4WH</p>	<p>Rise White 5/4"X4"X13'4" Trimboard Sold by = ea Thickness = 1" Width = 3.5" Length = 160" Weight = 19 lb.</p>	
<p>RIT6AN</p>	<p>Rise Antler 5/4"X6"X13'4" Trimboard Sold by = ea Thickness = 1" Width = 5.5" Length = 160" Weight = 30.29 lb.</p>	
<p>RIT6AS</p>	<p>Rise Ash 5/4"X6"X13'4" Trimboard Sold by = ea Thickness = 1" Width = 5.5" Length = 160" Weight = 30.29 lb.</p>	
<p>RIT6BL</p>	<p>Rise Black 5/4"X6"X13'4" Trimboard Sold by = ea Thickness = 1" Width = 5.5" Length = 160" Weight = 30.29 lb.</p>	
<p>RIT6BO</p>	<p>Rise Boulder 5/4"X6"X13'4" Trimboard Sold by = ea Thickness = 1" Width = 5.5" Length = 160" Weight = 30.29 lb.</p>	
<p>RIT6DR</p>	<p>Rise Driftwood 5/4"X6"X13'4" Trimboard Sold by = ea Thickness = 1" Width = 5.5" Length = 160" Weight = 30.29 lb.</p>	
<p>RIT6FI</p>	<p>Rise Fieldstone 5/4"X6"X13'4" Trimboard Sold by = ea Thickness = 1" Width = 5.5" Length = 160" Weight = 30.29 lb.</p>	
<p>RIT6GA</p>	<p>Rise Garnet 5/4"X6"X13'4" Trimboard Sold by = ea Thickness = 1" Width = 5.5" Length = 160" Weight = 30.29 lb.</p>	

Siding, Accessories & Siding Tools / Rise Building Products Textured Lap Siding and Trim

Product Notes: Sold in 4 Pc. Bundles – 12.85 Pcs. Per Sq. – 160 Pcs. Per Unit – 7" Reve








All primed siding & trim sold by the each – 8.25" lap siding – 12.85 pcs per sq. – 7" reveal on lap siding

RIT6GR	Rise Graphite 5/4"X6"X13'4" Trimboard Sold by = ea Thickness = 1" Width = 5.5" Length = 160" Weight = 30.29 lb.	
RIT6KH	Rise Khaki Brown 5/4"X6"X13'4" Trimboard Sold by = ea Thickness = 1" Width = 5.5" Length = 160" Weight = 30.29 lb.	
RIT6PG	Rise Prairie Grass 5/4"X6"X13'4" Trimboard Sold by = ea Thickness = 1" Width = 5.5" Length = 160" Weight = 30.29 lb.	
RIT6PI	Rise Pinecone 5/4"X6"X13'4" Trimboard Sold by = ea Thickness = 1" Width = 5.5" Length = 160" Weight = 30.29 lb.	
RIT6PR	Rise Primed 5/4"X6"X13'4" Trimboard Sold by = ea Thickness = 1" Width = 5.5" Length = 160" Weight = 30.29 lb.	
RIT6SA	Rise Sage 5/4"X6"X13'4" Trimboard Sold by = ea Thickness = 1" Width = 5.5" Length = 160" Weight = 30.29 lb.	
RIT6SP	Rise Spiceberry 5/4"X6"X13'4" Trimboard Sold by = ea Thickness = 1" Width = 5.5" Length = 160" Weight = 30.29 lb.	
RIT6WH	Rise White 5/4"X6"X13'4" Trimboard Sold by = ea Thickness = 1" Width = 5.5" Length = 160" Weight = 30.29 lb.	
RIT8AN	Rise Antler 5/4"X8"X13'4" Trimboard Sold by = ea Thickness = 1" Width = 7.25" Length = 160" Weight = 38.57 lb.	
RIT8AS	Rise Ash 5/4"X8"X13'4" Trimboard Sold by = ea Thickness = 1" Width = 7.25" Length = 160" Weight = 38.57 lb.	
RIT8BO	Rise Boulder 5/4"X8"X13'4" Trimboard Sold by = ea Thickness = 1" Width = 7.25" Length = 160" Weight = 38.57 lb.	
RIT8DR	Rise Driftwood 5/4"X8"X13'4" Trimboard Sold by = ea Thickness = 1" Width = 7.25" Length = 160" Weight = 38.57 lb.	

Siding, Accessories & Siding Tools / Rise Building Products Textured Lap Siding and Trim






Product Notes: Sold in 4 Pc. Bundles – 12.85 Pcs. Per Sq. – 160 Pcs. Per Unit – 7" Reve








All primed siding & trim sold by the each – 8.25" lap siding – 12.85 pcs per sq. – 7" reveal on lap siding




<p>RIT8FI</p>	<p>Rise Fieldstone 5/4"X8"X13'4" Trimboard Sold by = ea Thickness = 1" Width = 7.25" Length = 160" Weight = 38.57 lb.</p>	
<p>RIT8GA</p>	<p>Rise Garnet 5/4"X8"X13'4" Trimboard Sold by = ea Thickness = 1" Width = 7.25" Length = 160" Weight = 38.57 lb.</p>	
<p>RIT8GR</p>	<p>Rise Graphite 5/4"X8"X13'4" Trimboard Sold by = ea Thickness = 1" Width = 7.25" Length = 160" Weight = 38.57 lb.</p>	
<p>RIT8KH</p>	<p>Rise Khaki Brown 5/4"X8"X13'4" Trimboard Sold by = ea Thickness = 1" Width = 7.25" Length = 160" Weight = 38.57 lb.</p>	
<p>RIT8PG</p>	<p>Rise Prairie Grass 5/4"X8"X13'4" Trimboard Sold by = ea Thickness = 1" Width = 7.25" Length = 160" Weight = 38.57 lb.</p>	
<p>RIT8PI</p>	<p>Rise Pinecone 5/4"X8"X13'4" Trimboard Sold by = ea Thickness = 1" Width = 7.25" Length = 160" Weight = 38.57 lb.</p>	
<p>RIT8PR</p>	<p>Rise Primed 5/4"X8"X13'4" Trimboard Sold by = ea Thickness = 1" Width = 7.25" Length = 160" Weight = 38.57 lb.</p>	
<p>RIT8SA</p>	<p>Rise Sage 5/4"X8"X13'4" Trimboard Sold by = ea Thickness = 1" Width = 7.25" Length = 160" Weight = 38.57 lb.</p>	
<p>RIT8SP</p>	<p>Rise Spiceberry 5/4"X8"X13'4" Trimboard Sold by = ea Thickness = 1" Width = 7.25" Length = 160" Weight = 38.57 lb.</p>	
<p>RIT8WH</p>	<p>Rise White 5/4"X8"X13'4" Trimboard Sold by = ea Thickness = 1" Width = 7.25" Length = 160" Weight = 38.57 lb.</p>	

Siding, Accessories & Siding Tools / Siders Boots










Product Notes: Weather-tight Seal, UV-Resistant colors




SBAL	Siders Boots Almond Pipe Boot (Fits 2" & 3" Pipes)(10/CTN) Sold by = ea Weight = 1 lb.	
SBBL	Siders Boots Black Pipe Boot (Fits 2" & 3" Pipes)(10/CTN) Sold by = ea Weight = 1 lb.	
SBBR	Siders Boots Brown Pipe Boot (Fits 2" & 3" Pipes)(10/CTN) Sold by = ea Weight = 1 lb.	
SBSA	Siders Boots Sand Pipe Boot (Fits 2" & 3" Pipes)(10/CTN) Sold by = ea Weight = 1 lb.	
SBWH	Siders Boots White Pipe Boot (Fits 2" & 3" Pipes)(10/CTN) Sold by = ea Weight = 1 lb.	




<p>TDOAPCCH</p>	<p>Tando Stacked Stone All Pro Corner Chestnut Hills (4/CTN) Sold by = CTN Weight = 5 lb.</p>	
<p>TDOAPCGB</p>	<p>Tando Stacked Stone All Pro Corner Glacier Bay (4/CTN) Sold by = CTN Weight = 5 lb.</p>	
<p>TDOAPCLC</p>	<p>Tando Stacked Stone All Pro Corner Lewiston Crest (4/CTN) Sold by = CTN Weight = 5 lb.</p>	
<p>TDOAPCSB</p>	<p>Tando Stacked Stone All Pro Corner Sedona Bluff (4/CTN) Sold by = CTN Weight = 5 lb.</p>	
<p>TDOAPCSF</p>	<p>Tando Stacked Stone All Pro Corner Santa Fe (4/CTN) Sold by = CTN Weight = 5 lb.</p>	
<p>TDOBHAT</p>	<p>Tando Beach House Shakes Atlantica 1/2Sq/Ctn Sold by = CTN Weight = 30 lb.</p>	
<p>TDOBHHA</p>	<p>Tando Beach House Shakes Hatteras 1/2Sq/Ctn Sold by = CTN Weight = 30 lb.</p>	
<p>TDOBHPA</p>	<p>Tando Beach House Shakes Pacifica 1/2Sq/Ctn Sold by = CTN Weight = 30 lb.</p>	
<p>TDOBHSC</p>	<p>Tando Beach House Shakes Sand Castle 1/2Sq/Ctn *Ctn Sold by = CTN Weight = 30 lb.</p>	
<p>TDOCAA</p>	<p>Tando Creek Ledgestone Corner Appalachian Ash (5) Sold by = PC Weight = 8 lb.</p>	
<p>TDOCAT</p>	<p>Tando Beach House Corners Atlantica (5) Sold by = PC Weight = 2 lb.</p>	
<p>TDOCBC</p>	<p>Tando Creek Ledgestone Corners Bucks Country Gray (5) Sold by = PC Weight = 8 lb.</p>	












<p>TDOCCH</p>	<p>Tando Stacked Stone Corners Chestnut Hills (6) Sold by = PC Weight = 12 lb.</p>	
<p>TDOCGB</p>	<p>Tando Stacked Stone Corners Glacier Bay (6) Sold by = PC Weight = 12 lb.</p>	
<p>TDOCHA</p>	<p>Tando Beach House Corners Hatteras (5) Sold by = PC Weight = 2 lb.</p>	
<p>TDOCLAA</p>	<p>Tando Creek Ledgestone Appalachian Ash 1/2Sq/Ctn Sold by = CTN Weight = 48 lb.</p>	
<p>TDOCLBC</p>	<p>Tando Creek Ledgestone Bucks Country Gray 1/2Sq/Ctn Sold by = CTN Weight = 48 lb.</p>	
<p>TDOCLC</p>	<p>Tando Stacked Stone Corners Lewiston Crest (6) Sold by = PC Weight = 12 lb.</p>	
<p>TDOCLNM</p>	<p>Tando Creek Ledgestone Nordic Mist 1/2Sq/Ctn Sold by = CTN Weight = 48 lb.</p>	
<p>TDOCLRM</p>	<p>Tando Creek Ledgestone Rocky Mountain Clay 1/2Sq/Ctn Sold by = CTN Weight = 48 lb.</p>	
<p>TDOCNM</p>	<p>Tando Creek Ledgestone Corners Nordic Mist (5) Sold by = PC Weight = 8 lb.</p>	
<p>TDOCPA</p>	<p>Tando Beach House Corners Pacifica (5) Sold by = PC Weight = 2 lb.</p>	
<p>TDOCRM</p>	<p>Tando Creek Ledgestone Corner Rocky Mtn Clay (5) Sold by = PC Weight = 8 lb.</p>	
<p>TDOCSB</p>	<p>Tando Stacked Stone Corners Sedona Bluff (6) Sold by = PC Weight = 12 lb.</p>	










<p>TDOCSC</p>	<p>Tando Beach House Corners Sand Castle (5) Sold by = PC Weight = 2 lb.</p>	
<p>TDOCSF</p>	<p>Tando Stacked Stone Corners Santa Fe (6) Sold by = PC Weight = 12 lb.</p>	
<p>TDOJAT</p>	<p>Tando 3/4" J-Channel Atlantica (Light Gray) (40) Sold by = PC Weight = 2 lb.</p>	
<p>TDOJCH</p>	<p>Tando 1-1/8" J-Channel Chestnut/Sedona (24) Sold by = PC Weight = 2 lb.</p>	
<p>TDOJDB</p>	<p>Tando 1-1/8" J-Channel Dark Brown(Bucks Country) (24) Sold by = PC Weight = 2 lb.</p>	
<p>TDOJHA</p>	<p>Tando 3/4" J-Channel Hatteras (Flint) (40) Sold by = PC Weight = 2 lb.</p>	
<p>TDOJLC</p>	<p>Tando 1-1/8" J-Channel Lewiston Crest/Appalachian(24) Sold by = PC Weight = 2 lb.</p>	
<p>TDOJPA</p>	<p>Tando 3/4" J-Channel Pacifica (40) Sold by = PC Weight = 2 lb.</p>	
<p>TDOJRM</p>	<p>Tando 1-1/8" J-Channel Rocky Mountain Clay (30) Sold by = PC Weight = 2 lb.</p>	
<p>TDOJSC</p>	<p>Tando 3/4" J-Channel Sand Castle (40) Sold by = PC Weight = 2 lb.</p>	
<p>TDOJSF</p>	<p>Tando 1-1/8" J-Channel Santa Fe (30) Sold by = PC Weight = 2 lb.</p>	
<p>TDOJSG</p>	<p>Tando 1-1/8" J-Channel Seaside Gray/Nordic Mist(24) Sold by = PC Weight = 2 lb.</p>	

<p>TDOKKCH</p>	<p>Tando Kut Kit Chestnut/Sedona/Santa Fe (Saddle Brown) Sold by = KIT Weight = 2 lb.</p>	
<p>TDOKKGB</p>	<p>Tando Kut Kit Glacier Bay (Pebble) Sold by = KIT Weight = 2 lb.</p>	
<p>TDOKKLC</p>	<p>Tando Kut Kit Lewiston Crest (Smoke) Sold by = KIT Weight = 2 lb.</p>	
<p>TDOSCPPE</p>	<p>Tando Stone Sill CORNER Pewter (4) Sold by = PC Weight = 2 lb.</p>	
<p>TDOSCRA</p>	<p>Tando Stone Sill CORNER Raven (4) Sold by = PC Weight = 2 lb.</p>	
<p>TDOSCSAB</p>	<p>Tando Stone Sill CORNER Sable (4) Sold by = PC Weight = 2 lb.</p>	
<p>TDOSPE</p>	<p>Tando Stone Sill Pewter (4) Sold by = PC Weight = 5 lb.</p>	
<p>TDOSRA</p>	<p>Tando Stone Sill Raven (4) Sold by = PC Weight = 5 lb.</p>	
<p>TDOSAB</p>	<p>Tando Stone Sill Sable (4) Sold by = PC Weight = 5 lb.</p>	
<p>TDOSCH</p>	<p>Tando Stacked Stone Chestnut Hills 1/2 Sq/Ctn Sold by = CTN Weight = 44 lb.</p>	
<p>TDOSGB</p>	<p>Tando Stacked Stone Glacier Bay 1/2 Sq/Ctn Sold by = CTN Weight = 44 lb.</p>	
<p>TDOSLC</p>	<p>Tando Stacked Stone Lewiston Crest 1/2 Sq/Ctn Sold by = CTN Weight = 44 lb.</p>	

TDOSSSB	Tando Stacked Stone Sedona Bluff 1/2 Sq/Ctn	
	Sold by = CTN Weight = 44 lb.	
TDOSSSF	Tando Stacked Stone Santa Fe 1/2 Sq/Ctn	
	Sold by = CTN Weight = 44 lb.	
TDOST	Tando Universal Starter 10' (25)	
	Sold by = PC Weight = 2 lb.	

3MAT	3M 1.88"X50 Yd Venture Aluminum Tape (24/Ctn) #1520Cw Sold by = ROLL Weight = 1 lb.	
3MDJT3	3M 3"X75' Deck & Joist Flashing Tape (12/Ctn) #8047 Sold by = ROLL Weight = 1 lb.	
3MDT	3M Duct Tape Silver 8 MI Contractor Grade 1.88"X60 Yrd (24/Ctn)#3979 Sold by = CTN Weight = 30 lb.	
3MFT4	3M 4"X75' All Weather Flashing Tape 12/Ctn #8067 Sold by = CTN Weight = 29 lb.	
3MFT6	3M 6"X75' All Weather Flashing Tape 8/Ctn #8067 Sold by = CTN Weight = 29 lb.	
3MFT9	3M 9"X75' All Weather Flashing Tape 4/Ctn #8067 Sold by = CTN Weight = 22 lb.	
3MPR8210	3M Particulate Respirators 160/Ctn #8210 N95 Sold by = CTN Weight = 6 lb.	
3MST	3M 1-7/8"X55 Yd Red Construction Seam Tape (24/Ctn) #8087 Sold by = ROLL Weight = 1 lb.	
3MST3	3M 2-13/16"X55Yd Red Construction Seam Tape (16/Ctn) #8087 Sold by = ROLL Weight = 1 lb.	

BAND34	3/4" .020 Reg. Steel Banding Sold by = ROLL Weight = 105 lb.	
BAND34H	3/4" .029 High Tensile Steel Banding Sold by = ROLL Weight = 105 lb.	
BAND58	5/8" .020 Reg. Steel Banding (1200ft) Sold by = ROLL Weight = 105 lb.	
BANDC	Banding Cart EP-3100 Sold by = ea Weight = 75 lb.	
BANDC34	3/4" Steel Banding Clips .020 Reg. (5000 Ct) Sold by = CTN Weight = 20 lb.	
BANDC58	5/8" Steel Banding Clips .020 Reg. (5000 Ct) Sold by = CTN Weight = 20 lb.	
BANDP58	5/8" Plastic Strapping 6" Core (Green) Sold by = ROLL Weight = 50 lb.	
BANDPC58	5/8" Plastic Serrated Clips (1000 Ct) Sold by = CTN Weight = 20 lb.	
BANDS	3/4" Steel Banding Sealer .020 EP-180034 Sold by = ea Weight = 5 lb.	
BANDT	1/2"-3/4" Steel Banding Ratchet Tensioner-.020 EP-1425 Sold by = ea Weight = 8 lb.	
BANDW114	1 1/4" Woven Cord 600' (4 Roll/Box) Sold by = ROLL Weight = 10 lb.	
BANDW1142	1 1/4" Woven Cord 1080' #CW105 (2 Roll/Box) Sold by = ROLL Weight = 20 lb.	

<p>BANDW58</p>	<p>5/8" Woven Cord 2000' (2 Roll/Box) Sold by = ROLL Weight = 10 lb.</p>	
<p>BANDWB114</p>	<p>1 1/4" Buckle For Woven Cord Black Phosphate (32 Mm) 250 Ct. Sold by = CTN Weight = 15 lb.</p>	
<p>BANDWB58</p>	<p>5/8" Buckle For Woven Cord Black Phosphate (16 Mm) 1000 Ct Sold by = CTN Weight = 20 lb.</p>	
<p>BANDWT</p>	<p>Ep-1160 Premium Poly Cord Tensioner 1/2"-3/4" Sold by = ea Weight = 2 lb.</p>	
<p>BAS4</p>	<p>4" Strap 30'(15,000 Lb Capacity) Sold by = ea Weight = 4 lb.</p>	
<p>BASR1</p>	<p>1" Ratchet Strap15' (400 Lb Capacity) Sold by = ea Weight = 2 lb.</p>	
<p>BASR2</p>	<p>2" Ratchet Strap 30'(10,000 Lb Capacity) Sold by = ea Weight = 5 lb.</p>	
<p>POSW18</p>	<p>18" X 1500' Stretch Wrap (4/Ctn) Sold by = CTN Weight = 10 lb.</p>	
<p>POSW5H</p>	<p>5" Stretch Wrap **12 Rls/Ctn W/Plastic Handle Sold by = CTN Weight = 10 lb.</p>	
<p>PW114</p>	<p>Paper Wrap 114" x 1640' Sold by = ROLL Weight = 120 lb.</p>	
<p>PW72</p>	<p>Paper Wrap 72" x 1640" Sold by = ROLL Weight = 75 lb.</p>	
<p>PW84</p>	<p>Paper Wrap 84" x 1640" Sold by = ROLL Weight = 88 lb.</p>	

FST **Floor Shell Seam Tape 3"X180' #12390/12 (12)**

Sold by = ea | Weight = 2 lb.



FSX **X-Board Surface Protection 35"X100' #12370 (36) *Roll**

Sold by = ea | Weight = 40 lb.



Specialties / Louisville Attic Access Ladders

Product Notes: #AL2240MG: Load capacity 375 lbs combined wt. - Floor to ceiling height range 7'8" - 10'3" Rough opening 22 1/2" x 54" - Adjustable shoes - Heavy duty hinges

#AL2240LGR5: Load capacity 350 lbs combined wt. - Floor-to-ceiling height range 10'-12' Rough opening 22 1/2" x 63" - Heavy duty hinges - Adjustable shoes - R3.8 Insulated door

LLAL2240LGR5	#AL2240LG-R5 Louisville Aluminum Attic Access Ladder R5 Ins 10'-12' R.O. 22.5"x63"	
---------------------	---	---

Sold by = ea | Thickness = 18" Width = 22" Length = 54" Weight = 55 lb.




LLAL2240MG	#LLAL2240MG Louisville Aluminum Attic Access Ladder 7'8"-10'3" R.O 22.5"x54"
-------------------	---









Sold by = ea | Thickness = 18" Width = 22" Length = 54" Weight = 65 lb.






BFPOLATH	PolyLath Plastic Lath Flexible Roll 1.25" x .030" x 270' (10 Rolls/case) Sold by = ROLL Weight = 20 lb.	
PO1	.7 Mil 9' X 400' Clear Poly Sold by = ROLL Weight = 17 lb.	
PO10B20	20' X 100' 10 Mil Black Poly Sold by = ROLL Weight = 96 lb.	
PO10C20	20' X 100' 10 Mil Clear Poly Sold by = ROLL Weight = 96 lb.	
PO15	8'4" X 200' 1.5 Mil Clear Poly Sold by = ROLL Weight = 16 lb.	
PO4B10	10' X 100' 4 MI Black Poly Sold by = ROLL Weight = 19 lb.	
PO4B12	12' X 100' 4 Mil Black Poly Sold by = ROLL Weight = 23 lb.	
PO4B16	16' X 100' 4 Mil Black Poly Sold by = ROLL Weight = 31 lb.	
PO4B20	20' X 100' 4 Mil Black Poly Sold by = ROLL Weight = 39 lb.	
PO4B24	24' X 100' 4 Mil Black Poly Sold by = ROLL Weight = 46 lb.	
PO4B8	8' X 100' 4 Mil Black Poly Sold by = ROLL Weight = 16 lb.	
PO4C10	10' X 100' 4 Mil Clear Poly Sold by = ROLL Weight = 19 lb.	

PO4C12	12' X 100' 4 Mil Clear Poly Sold by = ROLL Weight = 23 lb.	
PO4C124	12'4" X 100' 4 Mil Clear Poly(STC) Sold by = ROLL Weight = 24 lb.	
PO4C16	16' X 100' 4 Mil Clear Poly Sold by = ROLL Weight = 31 lb.	
PO4C20	20' X 100' 4 Mil Clear Poly Sold by = ROLL Weight = 39 lb.	
PO4C24	24' X 100' 4 Mil Clear Poly Sold by = ROLL Weight = 46 lb.	
PO4C8	8' X 100' 4 Mil Clear Poly Sold by = ROLL Weight = 16 lb.	
PO4C84	8'4" X 100' 4Mil Clear Poly Sold by = ROLL Weight = 17 lb.	
PO4C850	8' X 50' 4 Mil Clear Poly Sold by = ROLL Weight = 8 lb.	
PO4C94	9'4" X 100 4 MI Clear Poly Sold by = ROLL Weight = 18 lb.	
PO4FR	8'4" X 100' 4 Mil Flame Retardant Poly Sold by = ROLL Weight = 15 lb.	
PO6B10	10' X 100' 6 Mil Black Poly Sold by = ROLL Weight = 29 lb.	
PO6B12	12' X 100' 6 Mil Black Poly Sold by = ROLL Weight = 35 lb.	

PO6B16	16' X 100' 6 Mil Black Poly Sold by = ROLL Weight = 46 lb.	
PO6B20	20' X 100' 6 Mil Black Poly Sold by = ROLL Weight = 58 lb.	
PO6B24	24' X 100' 6 Mil Black Poly Sold by = ROLL Weight = 69 lb.	
PO6B40	40' X 100' 6 Mil Black Poly Sold by = ROLL Weight = 116 lb.	
PO6B8	8' X 100' 6 Mil Black Poly Sold by = ROLL Weight = 23 lb.	
PO6C10	10' X 100' 6 Mil Clear Poly Sold by = ROLL Weight = 29 lb.	
PO6C12	12' X 100' 6 Mil Clear Poly Sold by = ROLL Weight = 35 lb.	
PO6C16	16' X 100' 6 Mil Clear Poly Sold by = ROLL Weight = 46 lb.	
PO6C20	20' X 100' 6 Mil Clear Poly Sold by = ROLL Weight = 58 lb.	
PO6C24	24' X 100' 6 Mil Clear Poly Sold by = ROLL Weight = 69 lb.	
PO6C40	40' X 100' 6 Mil Clear Poly Sold by = ROLL Weight = 116 lb.	
PO6C8	8' X 100' 6 Mil Clear Poly Sold by = ROLL Weight = 23 lb.	

PO6C84	8'4" X 100' 6 MI Clear Poly Sold by = ROLL Weight = 24 lb.	
POPAINT	.31 Mil 9' X 400' Clear Painters Plastic Sold by = ROLL Weight = 20 lb.	
PORF	Ctn Poly Red Flags (1000) Sold by = CTN Weight = 22 lb.	

DT10COP	10" Culvert Snap Coupler	
	Sold by = ea Weight = 2 lb.	
DT10CUL	10" X 10' Culvert Single Wall *Couplers Not Attached	
	Sold by = ea Weight = 20 lb.	
DT12COP	12" Culvert Snap Coupler	
	Sold by = ea Weight = 2 lb.	
DT12CUL	12" X 10' Culvert Single Wall *Couplers Not Attached	
	Sold by = ea Weight = 30 lb.	
DT15COP	15" Culvert Snap Coupler	
	Sold by = ea Weight = 2 lb.	
DT15CUL	15" X 10' Culvert Single Wall *Couplers Not Attached	
	Sold by = ea Weight = 42 lb.	
DT8COP	8" Culvert Snap Coupler	
	Sold by = ea Weight = 1 lb.	
DT8CUL	8"X 10' Culvert Single Wall *Couplers Not Attached	
	Sold by = ea Weight = 12 lb.	




POR12	Reinforced Poly 12' X 100' Sold by = ROLL Weight = 80 lb.	
POR16	Reinforced Poly 16' X 100' Sold by = ROLL Weight = 32 lb.	
POR20	Reinforced Poly 20' X 100' Sold by = ROLL Weight = 40 lb.	
POR24	Reinforced Poly 24' X 100' Sold by = ROLL Weight = 48 lb.	
POR40	Reinforced Poly 40' X 100' Sold by = ROLL Weight = 80 lb.	

Specialties / Shelf Supports - Better Homes

Product Notes: #704W: 12" Will support shelf up to 14" wide. Packed w/screws. 10 3/8" long.

#703W: 12" Heavy Duty Shelf & Rod Support - Will support shelf up to 14" wide and rod up to 1 1/2" diameter. Bulk packed w/screws.

#638W: Closet Pole Socket - 1 3/8" diameter. Poly packed w/screws.

BH638W	#638W Closet Pole Socket-Better Home 50/Ctn	
Sold by = CTN Weight = 4 lb.		
BH703W	#703W 12" Shelf & Pole Brackets-Better Home 20/Ctn	
Sold by = CTN Weight = 20 lb.		
BH704W	#704W 12" Shelf Brackets-Better Home 20/Ctn	
Sold by = CTN Weight = 20 lb.		

SILT

Silt Fence 3' X 100' Black Heavy Duty 8' O.C.(25)

Sold by = ROLL | Weight = 30 lb.



Specialties / Waterproofing Composite

Product Notes: **MFM Subseal-60:** A self-adhering waterproofing membrane. Composed of a tough polymer film that is coated with a rubberized asphalt adhesive. Adheres aggressively to metal, wood, vinyl, foam, and masonry.

Asphalt Primer: Coverage approx. 100 sq. ft./Gal. depending on sub straight

ASAPOC

Apoc-103 Fast Dry Asphalt Primer 4.75 Gal #Ap-1035

Sold by = ea | Weight = 40 lb.















WINSS60

Subseal-60 Waterproofing Membrane MFM 60Mil 3' X 60' (25/pal)

Sold by = ROLL | Weight = 70 lb.



<p>T1408</p>	<p>1 X 4 X 8' Treated #2 Sold by = mbf Thickness = 1" Width = 4" Length = 96" Weight = 8 lb.</p>	
<p>T1410</p>	<p>1 X 4 X 10' Treated #2 Sold by = mbf Thickness = 1" Width = 4" Length = 120" Weight = 10 lb.</p>	
<p>T1412</p>	<p>1 X 4 X 12' Treated #2 Sold by = mbf Thickness = 1" Width = 4" Length = 144" Weight = 12 lb.</p>	
<p>T1414</p>	<p>1 X 4 X 14' Treated #2 Sold by = mbf Thickness = 1" Width = 4" Length = 168" Weight = 14.5 lb.</p>	
<p>T1416</p>	<p>1 X 4 X 16' Treated #2 Sold by = mbf Thickness = 1" Width = 4" Length = 192" Weight = 16.5 lb.</p>	
<p>T1608</p>	<p>1 X 6 X 8' Treated #2 Sold by = mbf Thickness = 1" Width = 6" Length = 96" Weight = 12 lb.</p>	
<p>T1610</p>	<p>1 X 6 X 10' Treated #2 Sold by = mbf Thickness = 1" Width = 6" Length = 120" Weight = 15 lb.</p>	
<p>T1612</p>	<p>1 X 6 X 12' Treated #2 Sold by = mbf Thickness = 1" Width = 6" Length = 144" Weight = 18 lb.</p>	
<p>T1614</p>	<p>1 X 6 X 14' Treated #2 Sold by = mbf Thickness = 1" Width = 6" Length = 168" Weight = 21 lb.</p>	
<p>T1616</p>	<p>1 X 6 X 16' Treated #2 Sold by = mbf Thickness = 1" Width = 6" Length = 192" Weight = 24 lb.</p>	
<p>T1808</p>	<p>1 X 8 X 8' Treated #2 Sold by = mbf Thickness = 1" Width = 8" Length = 96" Weight = 16 lb.</p>	
<p>T1810</p>	<p>1 X 8 X 10' Treated #2 Sold by = mbf Thickness = 1" Width = 8" Length = 120" Weight = 20 lb.</p>	

T1812

1 X 8 X 12' Treated #2

Sold by = mbf | Thickness = 1" Width = 8" Length = 144" Weight = 24 lb.



T1814

1 X 8 X 14' Treated #2

Sold by = mbf | Thickness = 1" Width = 8" Length = 168" Weight = 28 lb.













T1816













1 X 8 X 16' Treated #2

Sold by = mbf | Thickness = 1" Width = 8" Length = 192" Weight = 32 lb.



<p>T21008</p>	<p>2 X 10 X 8' Treated #1 Syprground Contact (40) Sold by = mbf Thickness = 2" Width = 10" Length = 96" Weight = 40 lb.</p>	
<p>T21010</p>	<p>2 X 10 X 10' Treated #1 Syp Ground Contact (40) Sold by = mbf Thickness = 2" Width = 10" Length = 120" Weight = 50 lb.</p>	
<p>T21012</p>	<p>2 X 10 X 12' Treated #1 Syp Ground Contact (40) Sold by = mbf Thickness = 2" Width = 10" Length = 144" Weight = 60 lb.</p>	
<p>T21014</p>	<p>2 X 10 X 14' Treated #1 Syp Ground Contact (40) Sold by = mbf Thickness = 2" Width = 10" Length = 168" Weight = 70 lb.</p>	
<p>T21016</p>	<p>2 X 10 X 16' Treated #1 Syp Ground Contact (40) Sold by = mbf Thickness = 2" Width = 10" Length = 192" Weight = 80 lb.</p>	
<p>T21018</p>	<p>2 X 10 X 18' Treated #1 Syp Ground Contact (40) Sold by = mbf Thickness = 2" Width = 10" Length = 216" Weight = 90 lb.</p>	
<p>T21020</p>	<p>2 X 10 X 20' Treated #1 Syp Ground Contact (40) Sold by = mbf Thickness = 2" Width = 10" Length = 240" Weight = 100 lb.</p>	
<p>T21208</p>	<p>2 X 12 X 8' Treated #1 Syp Ground Contact (32) Sold by = mbf Thickness = 2" Width = 12" Length = 96" Weight = 48 lb.</p>	
<p>T21210</p>	<p>2 X 12 X 10' Treated #1 Syp Ground Contact (32) Sold by = mbf Thickness = 2" Width = 12" Length = 120" Weight = 60 lb.</p>	
<p>T21212</p>	<p>2 X 12 X 12' Treated #1 Syp Ground Contact (32) Sold by = mbf Thickness = 2" Width = 12" Length = 144" Weight = 72 lb.</p>	
<p>T21214</p>	<p>2 X 12 X 14' Treated #1 Syp Ground Contact (32) Sold by = mbf Thickness = 2" Width = 12" Length = 168" Weight = 84 lb.</p>	
<p>T21216</p>	<p>2 X 12 X 16' Treated #1 Syp Ground Contact (32) Sold by = mbf Thickness = 2" Width = 12" Length = 192" Weight = 96 lb.</p>	

<p>T21218</p>	<p>2 X 12 X 18' Treated #1 Syp Ground Contact (32) Sold by = mbf Thickness = 2" Width = 12" Length = 216" Weight = 108 lb.</p>	
<p>T21220</p>	<p>2 X 12 X 20' Treated #1 Syp Ground Contact (32) Sold by = mbf Thickness = 2" Width = 12" Length = 240" Weight = 120 lb.</p>	
<p>T21224</p>	<p>2 X 12 X 24' Treated #1 Syp Ground Contact (32) Sold by = mbf Thickness = 2" Width = 12" Length = 288" Weight = 154 lb.</p>	
<p>T2408</p>	<p>2 X 4 X 8' Treated #1 Syp (104) Sold by = mbf Thickness = 2" Width = 4" Length = 96" Weight = 17 lb.</p>	
<p>T2410</p>	<p>2 X 4 X 10' Treated #1 Syp (104) Sold by = mbf Thickness = 2" Width = 4" Length = 120" Weight = 21 lb.</p>	
<p>T2412</p>	<p>2 X 4 X 12' Treated #1 Syp(104) Sold by = mbf Thickness = 2" Width = 4" Length = 144" Weight = 26 lb.</p>	
<p>T2414</p>	<p>2 X 4 X 14' Treated #1 Syp(104) Sold by = mbf Thickness = 2" Width = 4" Length = 168" Weight = 29 lb.</p>	
<p>T2416</p>	<p>2 X 4 X 16' Treated #1 Syp(104) Sold by = mbf Thickness = 2" Width = 4" Length = 192" Weight = 34 lb.</p>	
<p>T2420</p>	<p>2 X 4 X 20' Treated #1 Syp(104) Sold by = mbf Thickness = 2" Width = 4" Length = 240" Weight = 43 lb.</p>	
<p>T2608</p>	<p>2 X 6 X 8' Treated #1 Syp (64) Sold by = mbf Thickness = 2" Width = 6" Length = 96" Weight = 25 lb.</p>	
<p>T2610</p>	<p>2 X 6 X 10' Treated #1 Syp (64) Sold by = mbf Thickness = 2" Width = 6" Length = 120" Weight = 32 lb.</p>	
<p>T2612</p>	<p>2 X 6 X 12' Treated #1 Syp (64) Sold by = mbf Thickness = 2" Width = 6" Length = 144" Weight = 38 lb.</p>	

<p>T2614</p>	<p>2 X 6 X 14' Treated #1 Syp (64) Sold by = mbf Thickness = 2" Width = 6" Length = 168" Weight = 45 lb.</p>	
<p>T2616</p>	<p>2 X 6 X 16' Treated #1 Syp (64) Sold by = mbf Thickness = 2" Width = 6" Length = 192" Weight = 51 lb.</p>	
<p>T2618</p>	<p>2 X 6 X 18' Treated #1 Syp (64) Sold by = mbf Thickness = 2" Width = 6" Length = 216" Weight = 54 lb.</p>	
<p>T2620</p>	<p>2 X 6 X 20' Treated #1 Syp (64) Sold by = mbf Thickness = 2" Width = 6" Length = 240" Weight = 60 lb.</p>	
<p>TLP2408</p>	<p>Treated 2X4X8' #1 Syp Ground Contact(104/Unit) Sold by = mbf Thickness = 2" Width = 4" Length = 96" Weight = 17 lb.</p>	
<p>TLP2410</p>	<p>Treated 2X4X10' #1 Syp Ground Contact (104/Unit) Sold by = mbf Thickness = 2" Width = 4" Length = 120" Weight = 21 lb.</p>	
<p>TLP2412</p>	<p>Treated 2X4X12' #1 Syp Ground Contact (104/Unit) Sold by = mbf Thickness = 2" Width = 4" Length = 144" Weight = 26 lb.</p>	
<p>TLP2414</p>	<p>Treated 2X4X14' #1 Syp Ground Contact (104/Unit) Sold by = mbf Thickness = 2" Width = 4" Length = 168" Weight = 30 lb.</p>	
<p>TLP2416</p>	<p>Treated 2X4X16' #1 Syp Ground Contact (104/Unit) Sold by = mbf Thickness = 2" Width = 4" Length = 192" Weight = 34 lb.</p>	
<p>TLP2608</p>	<p>Treated 2X6X8' #1 Syp Ground Contact (64/Unit) Sold by = mbf Thickness = 2" Width = 6" Length = 96" Weight = 26 lb.</p>	
<p>TLP2610</p>	<p>Treated 2X6X10' #1 Syp Ground Contact (64/Unit) Sold by = mbf Thickness = 2" Width = 6" Length = 120" Weight = 32 lb.</p>	
<p>TLP2612</p>	<p>Treated 2X6X12' #1 Syp Ground Contact (64/Unit) Sold by = mbf Thickness = 2" Width = 6" Length = 144" Weight = 38 lb.</p>	

TLP2614

Treated 2X6X14' #1 Syp Ground Contact (64/Unit)

Sold by = mbf | Thickness = 2" Width = 6" Length = 168" Weight = 48 lb.



TLP2616

Treated 2X6X16' #1 Syp Ground Contact (64/Unit)

Sold by = mbf | Thickness = 2" Width = 6" Length = 192" Weight = 52 lb.



TL348

Treated 3X4-8' Landscape Timbers (96/Unit) Full units only

Sold by = ea | Thickness = 3" Width = 4" Length = 96" Weight = 24 lb.















TLMARINE34	3/4" Treated Marine Grade 7-Ply BC (40)	
	Sold by = msf Thickness = 0.75" Width = 48" Length = 96" Weight = 65 lb.	
TL621016	FDN Treated 2X10-16' .60 FDN #2 syp (40/Unit)	
	Sold by = mbf Thickness = 2" Width = 10" Length = 192" Weight = 92 lb.	
TL31216	Treated Bridge Plank 3X12X16' .60 Cca (16/Unit)	
	Sold by = mbf Thickness = 3" Width = 12" Length = 192" Weight = 150 lb.	
TL621216	FDN Treated 2X12-16' .60 FDN #2 syp (32/Unit)	
	Sold by = mbf Thickness = 2" Width = 12" Length = 192" Weight = 103 lb.	
TL62416	FDN Treated 2X4-16' .60 FDN #2 syp (104/Unit)	
	Sold by = mbf Thickness = 2" Width = 4" Length = 192" Weight = 34 lb.	
TL62608	FDN Treated 2X6-8' .60 FDN #2 syp (64/Unit)	
	Sold by = mbf Thickness = 2" Width = 6" Length = 96" Weight = 26 lb.	
TL62610	FDN Treated 2X6-10' .60 FDN #2 syp (64/Unit)	
	Sold by = mbf Thickness = 2" Width = 6" Length = 120" Weight = 32 lb.	
TL62612	FDN Treated 2X6-12' .60 FDN #2 syp (64/Unit)	
	Sold by = mbf Thickness = 2" Width = 6" Length = 144" Weight = 38 lb.	
TL62616	FDN Treated 2X6-16' .60 FDN #2 syp (64/Unit)	
	Sold by = mbf Thickness = 2" Width = 6" Length = 192" Weight = 52 lb.	
TL62808	FDN Treated 2X8-8' .60 FDN #2 syp (48/Unit)	
	Sold by = mbf Thickness = 2" Width = 8" Length = 96" Weight = 38 lb.	
TL62810	FDN Treated 2X8-10' .60 FDN #2 syp (48/Unit)	
	Sold by = mbf Thickness = 2" Width = 8" Length = 120" Weight = 43 lb.	
TL62812	FDN Treated 2X8-12' .60 FDN #2 syp (48/Unit)	
	Sold by = mbf Thickness = 2" Width = 8" Length = 144" Weight = 52 lb.	











TL62816





FDN Treated 2X8-16' .60 FDN #2 syp (48/Unit)













Sold by = mbf | Thickness = 2" Width = 8" Length = 192" Weight = 69 lb.



<p>TL4608</p>	<p>4X6-8' .60 Treated S4S Timbers (48/Unit) Sold by = mbf Thickness = 4" Width = 6" Length = 96" Weight = 51 lb.</p>	
<p>TL4610</p>	<p>4X6-10' .60 Treated S4S Timbers (48/Unit) Sold by = mbf Thickness = 4" Width = 6" Length = 120" Weight = 64 lb.</p>	
<p>TL4612</p>	<p>4X6-12' .60 Treated S4S Timbers (48/Unit) Sold by = mbf Thickness = 4" Width = 6" Length = 144" Weight = 76 lb.</p>	
<p>TL4614</p>	<p>4X6-14' .60 Treated S4S Timbers (48/Unit) Sold by = mbf Thickness = 4" Width = 6" Length = 168" Weight = 90 lb.</p>	
<p>TL4616</p>	<p>4X6-16' .60 Treated S4S Timbers (48/Unit) Sold by = mbf Thickness = 4" Width = 6" Length = 192" Weight = 104 lb.</p>	
<p>TL4618</p>	<p>4X6-18' .60 Treated S4S Timbers (48/Unit) Sold by = mbf Thickness = 4" Width = 6" Length = 216" Weight = 116 lb.</p>	
<p>TL5608</p>	<p>Treated Timbers 5X6X8 .21 MCA (25/Unit) Sold by = mbf Thickness = 5" Width = 6" Length = 96" Weight = 70 lb.</p>	
<p>TL5610</p>	<p>Treated Timbers 5X6-10' .60 CCA (25/Unit) Sold by = mbf Thickness = 5" Width = 6" Length = 120" Weight = 90 lb.</p>	
<p>TL5612</p>	<p>Treated Timbers 5X6-12' .60 CCA (25/Unit) Sold by = mbf Thickness = 5" Width = 6" Length = 144" Weight = 105 lb.</p>	
<p>TL5614</p>	<p>Treated Timbers 5X6-14' .60 CCA (25/Unit) Sold by = mbf Thickness = 5" Width = 6" Length = 168" Weight = 125 lb.</p>	
<p>TL5616</p>	<p>Treated Timbers 5X6-16' .60 CCA (25/Unit) Sold by = mbf Thickness = 5" Width = 6" Length = 192" Weight = 140 lb.</p>	
<p>TL5618</p>	<p>Treated Timbers 5X6-18' .60 CCA (25/Unit) Sold by = mbf Thickness = 5" Width = 6" Length = 216" Weight = 160 lb.</p>	

<p>TL5620</p>	<p>Treated Timbers 5X6-20' .60 CCA (25/Unit) Sold by = mbf Thickness = 5" Width = 6" Length = 240" Weight = 180 lb.</p>	
<p>TL5622</p>	<p>Treated Timbers 5X6-22' .60 CCA (14/Unit) Sold by = mbf Thickness = 5" Width = 6" Length = 264" Weight = 195 lb.</p>	
<p>TL5624</p>	<p>Treated Timbers 5X6-24' .60 CCA (14/Unit) Sold by = mbf Thickness = 5" Width = 6" Length = 288" Weight = 210 lb.</p>	
<p>TL6608</p>	<p>6X6-8' .60 Cca Treated S4S #2 Syp (32/Unit) Sold by = mbf Thickness = 6" Width = 6" Length = 96" Weight = 85 lb.</p>	
<p>TL6610</p>	<p>6X6-10' .60 Cca Treated S4S #2 Syp (32/Unit) Sold by = mbf Thickness = 6" Width = 6" Length = 120" Weight = 107 lb.</p>	
<p>TL6612</p>	<p>6X6-12' .60 Cca Treated S4S #2 Syp (32/Unit) Sold by = mbf Thickness = 6" Width = 6" Length = 144" Weight = 125 lb.</p>	
<p>TL6614</p>	<p>6X6-14' .60 Cca Treated S4S #2 Syp (32/Unit) Sold by = mbf Thickness = 6" Width = 6" Length = 168" Weight = 147 lb.</p>	
<p>TL6616</p>	<p>6X6-16' .60 Cca Treated S4S #2 Syp (32/Unit) Sold by = mbf Thickness = 6" Width = 6" Length = 192" Weight = 169 lb.</p>	
<p>TL6618</p>	<p>6X6-18' .60 Cca Treated S4S #2 Syp (32/Unit) Sold by = mbf Thickness = 6" Width = 6" Length = 216" Weight = 188 lb.</p>	
<p>TL6620</p>	<p>6X6-20' .60 Cca Treated S4S #2 Syp (16/Unit) Sold by = mbf Thickness = 6" Width = 6" Length = 240" Weight = 210 lb.</p>	
<p>TL6622</p>	<p>6X6-22' .60 Cca Treated S4S #2 Syp (16/Unit) Sold by = mbf Thickness = 6" Width = 6" Length = 264" Weight = 225 lb.</p>	
<p>TL6624</p>	<p>6X6-24' .60 Cca Treated S4S #2 Syp (16/Unit) Sold by = mbf Thickness = 6" Width = 6" Length = 288" Weight = 250 lb.</p>	

TL6626	6X6-26' .60 Cca Treated S4S #2 Syp (16/Unit)	
Sold by = mbf Thickness = 6" Width = 6" Length = 312" Weight = 269 lb.		
TL6628	6X6-28' .60 Cca Treated S4S #2 Syp (16/Unit)	
Sold by = mbf Thickness = 6" Width = 6" Length = 336" Weight = 288 lb.		
TL6630	6X6-30' .60 Cca Treated S4S #2 Syp (16/Unit)	
Sold by = mbf Thickness = 6" Width = 6" Length = 360" Weight = 310 lb.		
TL6632	6X6-32' .60 Cca Treated S4S #2 Syp (16/Unit)	
Sold by = mbf Thickness = 6" Width = 6" Length = 384" Weight = 338 lb.		

<p>T2808</p>	<p>2 X 8 X 8' Treated #1 Syp Ground Contact (48) Sold by = mbf Thickness = 2" Width = 8" Length = 96" Weight = 38 lb.</p>	
<p>T2810</p>	<p>2 X 8 X 10' Treated #1 Syp Ground Contact (48) Sold by = mbf Thickness = 2" Width = 8" Length = 120" Weight = 43 lb.</p>	
<p>T2812</p>	<p>2 X 8 X 12' Treated #1 Syp Ground Contact (48) Sold by = mbf Thickness = 2" Width = 8" Length = 144" Weight = 52 lb.</p>	
<p>T2814</p>	<p>2 X 8 X 14' Treated #1 Syp Ground Contact (48) Sold by = mbf Thickness = 2" Width = 8" Length = 168" Weight = 60 lb.</p>	
<p>T2816</p>	<p>2 X 8 X 16' Treated #1 Syp Ground Contact (48) Sold by = mbf Thickness = 2" Width = 8" Length = 192" Weight = 69 lb.</p>	
<p>T2818</p>	<p>2 X 8 X 18' Treated #1 Syp Ground Contact (48) Sold by = mbf Thickness = 2" Width = 8" Length = 216" Weight = 72 lb.</p>	
<p>T2820</p>	<p>2 X 8 X 20' Treated #1 Syp Ground Contact (48) Sold by = mbf Thickness = 2" Width = 8" Length = 240" Weight = 80 lb.</p>	
<p>TLCM2610</p>	<p>Treated 2X6X10' T&G Ground Contact Center Match (64/Unit) Sold by = mbf Thickness = 2" Width = 6" Length = 120" Weight = 32 lb.</p>	
<p>TLCM2612</p>	<p>Treated 2X6X12' T&G Ground Contact Center Match (64/Unit) Sold by = mbf Thickness = 2" Width = 6" Length = 144" Weight = 38 lb.</p>	
<p>TLCM2614</p>	<p>Treated 2X6X14' T&G Ground Contact Center Match (64/Unit) Sold by = mbf Thickness = 2" Width = 6" Length = 168" Weight = 48 lb.</p>	
<p>TLCM2616</p>	<p>Treated 2X6X16' T&G Ground Contact Center Match (64/Unit) Sold by = mbf Thickness = 2" Width = 6" Length = 192" Weight = 50 lb.</p>	
<p>TLCM2618</p>	<p>Treated 2X6X18' T&G Ground Contact Center Match (64/Unit) Sold by = mbf Thickness = 2" Width = 6" Length = 216" Weight = 58 lb.</p>	



TLCM2620	Treated 2X6X20' T&G Ground Contact Center Match (64/Unit) Sold by = mbf Thickness = 2" Width = 6" Length = 240" Weight = 62 lb.
TLRP4408	4 X 4 X 8 Red Pine Gctreated (48) (10.666) Sold by = mbf Thickness = 4" Width = 4" Length = 96" Weight = 36 lb.
TLRP4410	4 X 4 X 10 Red Pine Gc Treated (48) (13.333) Sold by = mbf Thickness = 4" Width = 4" Length = 120" Weight = 43 lb.
TLRP4412	4 X 4 X 12 Red Pine Gc Treated (48) (16.00) Sold by = mbf Thickness = 4" Width = 4" Length = 144" Weight = 54.5 lb.
TLRP4416	4 X 4 X 16 Red Pine Gc Treated (48) (21.333) Sold by = mbf Thickness = 4" Width = 4" Length = 192" Weight = 73 lb.
TLRPS408	2 X 4 X 8' Gc Treated Red Pine Select(140) Sold by = mbf Thickness = 2" Width = 4" Length = 96" Weight = 17 lb.
TLRPS410	2 X 4 X 10 Gc Treated Red Pine Select(140) Sold by = mbf Thickness = 2" Width = 4" Length = 120" Weight = 21 lb.
TLRPS412	2 X 4 X 12' Gc Treated Red Pine Select(140) Sold by = mbf Thickness = 2" Width = 4" Length = 144" Weight = 26 lb.
TLRPS414	2 X 4 X14' Gc Treated Red Pine Select(140) Sold by = mbf Thickness = 2" Width = 4" Length = 168" Weight = 29 lb.
TLRPS416	2 X 4 X 16' Gc Treated Red Pine Select(140) Sold by = mbf Thickness = 2" Width = 4" Length = 192" Weight = 34 lb.
TLRPS608	2 X 6 X 8' Gc Treated Red Pineselect(84) Sold by = mbf Thickness = 2" Width = 6" Length = 96" Weight = 25 lb.
TLRPS610	2 X 6 X 10' Gc Treated Red Pinbeselect(84) Sold by = mbf Thickness = 2" Width = 6" Length = 120" Weight = 32 lb.

TLRPS612 2 X 6 X 12' Gc Treated Red Pine Select(84)

Sold by = mbf | Thickness = 2" Width = 6" Length = 144" Weight = 38 lb.

TLRPS614 2 X 6 X 14' Gc Treated Red Pine Select(84)






Sold by = mbf | Thickness = 2" Width = 6" Length = 168" Weight = 45 lb.











TLRPS616 2 X 6 X 16' Gc Treated Red Pine Select(84)

Sold by = mbf | Thickness = 2" Width = 6" Length = 192" Weight = 51 lb.

<p>TL21008</p>	<p>Treated 2X10-8' #2 Ground Contact Syp (40/Unit) Sold by = mbf Thickness = 2" Width = 10" Length = 96" Weight = 42 lb.</p>	
<p>TL21010</p>	<p>Treated 2X10-10' #2 Ground Contact Syp (40/Unit) Sold by = mbf Thickness = 2" Width = 10" Length = 120" Weight = 52 lb.</p>	
<p>TL21012</p>	<p>Treated 2X10-12' #2 Ground Contact Syp (40/Unit) Sold by = mbf Thickness = 2" Width = 10" Length = 144" Weight = 62 lb.</p>	
<p>TL21014</p>	<p>Treated 2X10-14' #2 Ground Contact Syp (40/Unit) Sold by = mbf Thickness = 2" Width = 10" Length = 168" Weight = 72 lb.</p>	
<p>TL21016</p>	<p>Treated 2X10-16' #2 Ground Contact Syp (40/Unit) Sold by = mbf Thickness = 2" Width = 10" Length = 192" Weight = 92 lb.</p>	
<p>TL21020</p>	<p>Treated 2X10-20' #1 Ground Contact Syp (40/Unit) Sold by = mbf Thickness = 2" Width = 10" Length = 240" Weight = 104 lb.</p>	
<p>TL21208</p>	<p>Treated 2X12-8' #2 Ground Contact Syp (32/Unit) Sold by = mbf Thickness = 2" Width = 12" Length = 96" Weight = 51 lb.</p>	
<p>TL21210</p>	<p>Treated 2X12-10' #2 Ground Contact Syp (32/Unit) Sold by = mbf Thickness = 2" Width = 12" Length = 120" Weight = 64 lb.</p>	
<p>TL21212</p>	<p>Treated 2X12-12' #2 Ground Contact Syp (32/Unit) Sold by = mbf Thickness = 2" Width = 12" Length = 144" Weight = 77 lb.</p>	
<p>TL21214</p>	<p>Treated 2X12-14' #2 Ground Contact Syp(32/Unit) Sold by = mbf Thickness = 2" Width = 12" Length = 168" Weight = 90 lb.</p>	
<p>TL21216</p>	<p>Treated 2X12-16' #2 Ground Contact Syp(32/Unit) Sold by = mbf Thickness = 2" Width = 12" Length = 192" Weight = 103 lb.</p>	
<p>TL21220</p>	<p>Treated 2X12-20' #1 Ground Contact Syp(32/Unit) Sold by = mbf Thickness = 2" Width = 12" Length = 240" Weight = 128 lb.</p>	









<p>TL2408</p>	<p>Treated 2X4-8' #2 Ground Contact Syp (104/Unit) Sold by = mbf Thickness = 2" Width = 4" Length = 96" Weight = 17 lb.</p>	
<p>TL2410</p>	<p>Treated 2X4-10' #2 Ground Contact Syp (104/Unit) Sold by = mbf Thickness = 2" Width = 4" Length = 120" Weight = 21 lb.</p>	
<p>TL2412</p>	<p>Treated 2X4-12' #2 Ground Contact Syp (104/Unit) Sold by = mbf Thickness = 2" Width = 4" Length = 144" Weight = 26 lb.</p>	
<p>TL2414</p>	<p>Treated 2X4-14' #2 Ground Contact Syp (104/Unit) Sold by = mbf Thickness = 2" Width = 4" Length = 168" Weight = 29 lb.</p>	
<p>TL2416</p>	<p>Treated 2X4-16' #2 Ground Contact Syp (104/Unit) Sold by = mbf Thickness = 2" Width = 4" Length = 192" Weight = 34 lb.</p>	
<p>TL2608</p>	<p>Treated 2X6-8' #2 Ground Contact Syp (64/Unit) Sold by = mbf Thickness = 2" Width = 6" Length = 96" Weight = 25 lb.</p>	
<p>TL2610</p>	<p>Treated 2X6-10' #2 Ground Contact Syp (64/Unit) Sold by = mbf Thickness = 2" Width = 6" Length = 120" Weight = 32 lb.</p>	
<p>TL2612</p>	<p>Treated 2X6-12' #2 Ground Contact Syp (64/Unit) Sold by = mbf Thickness = 2" Width = 6" Length = 144" Weight = 38 lb.</p>	
<p>TL2614</p>	<p>Treated 2X6-14' #2 Ground Contact Syp (64/Unit) Sold by = mbf Thickness = 2" Width = 6" Length = 168" Weight = 45 lb.</p>	
<p>TL2616</p>	<p>Treated 2X6-16' #2 Ground Contact Syp (64/Unit) Sold by = mbf Thickness = 2" Width = 6" Length = 192" Weight = 51 lb.</p>	
<p>TL2620</p>	<p>Treated 2X6-20' #1 Ground Contact Syp (64/Unit) Sold by = mbf Thickness = 2" Width = 6" Length = 240" Weight = 64 lb.</p>	
<p>TL2808</p>	<p>Treated 2X8-8' #2 Ground Contact Syp (48/Unit) Sold by = mbf Thickness = 2" Width = 8" Length = 96" Weight = 38 lb.</p>	

<p>TL2810</p>	<p>Treated 2X8-10' #2 Ground Contact Syp (48/Unit) Sold by = mbf Thickness = 2" Width = 8" Length = 120" Weight = 43 lb.</p>	
<p>TL2812</p>	<p>Treated 2X8-12' #2 Ground Contact Syp (48/Unit) Sold by = mbf Thickness = 2" Width = 8" Length = 144" Weight = 52 lb.</p>	
<p>TL2814</p>	<p>Treated 2X8-14' #2 Ground Contact Syp (48/Unit) Sold by = mbf Thickness = 2" Width = 8" Length = 168" Weight = 60 lb.</p>	
<p>TL2816</p>	<p>Treated 2X8-16' #2 Ground Contact Syp (48/Unit) Sold by = mbf Thickness = 2" Width = 8" Length = 192" Weight = 69 lb.</p>	
<p>TL2820</p>	<p>Treated 2X8-20' #1 Ground Contact Syp (48/Unit) Sold by = mbf Thickness = 2" Width = 8" Length = 240" Weight = 86 lb.</p>	

TLW2408	2X4X8 "Wane Free" Ag Treated (104) (5.333) Sold by = mbf Thickness = 2" Width = 4" Length = 96" Weight = 17 lb.	
TLW2410	2X4X10"Wane Free" Ag Treated (104) (6.666) Sold by = mbf Thickness = 2" Width = 4" Length = 120" Weight = 21 lb.	
TLW2412	2X4X12 "Wane Free" Ag Treated (104) (8.0) Sold by = mbf Thickness = 2" Width = 4" Length = 144" Weight = 26 lb.	
TLW2414	2X4X14 "Wane Free" Ag Treated (104) (9.333) Sold by = mbf Thickness = 2" Width = 4" Length = 168" Weight = 29 lb.	
TLW2416	2X4x16 "Wane Free" Ag Treated (104) (10.666) Sold by = mbf Thickness = 2" Width = 4" Length = 192" Weight = 34 lb.	
TLW2608	2X6X8 Wane Free Ag Treated (64) (8.00) Sold by = mbf Thickness = 2" Width = 6" Length = 96" Weight = 25 lb.	
TLW2610	2X6X10 Wane Free Ag Treated (64) (10.00) Sold by = mbf Thickness = 2" Width = 6" Length = 120" Weight = 32 lb.	
TLW2612	2X6X12 Wane Free Ag Treated (64) (12.00) Sold by = mbf Thickness = 2" Width = 6" Length = 144" Weight = 38 lb.	
TLW2614	2X6X14 Wane Free Ag Treated (64) (14.000) Sold by = mbf Thickness = 2" Width = 6" Length = 168" Weight = 45 lb.	
TLW2616	2X6X16 Wane Free Ag Treated (64) (16.000) Sold by = mbf Thickness = 2" Width = 6" Length = 192" Weight = 51 lb.	

AVAFB	Automatic Foundation Vent - Brown - RABR - 50 NFA - 8"X 16" Sold by = ea Weight = 3 lb.	
AVAFBL	Automatic Foundation Vent - Black - RABL - 50 NFA - 8"X 16" Sold by = ea Weight = 3 lb.	
AVAFG	Automatic Foundation Vent - Gray - RAGR - 50 NFA - 8"X 16" Sold by = ea Weight = 3 lb.	
AVB164	16"X 4" Brown Aluminum Undereave Soffit Vent #84228 (24 Pcs/ Ctn) Sold by = CTN Weight = 3 lb.	
AVB168	16"X 8" Brown Aluminum Undereave Soffit Vent #84212 (24 Pcs/ Ctn) Sold by = CTN Weight = 3 lb.	
AVPC12B	Power Ventilator Brown - PC12BR #97713 - Pre-Wired Humidistat/ Thermostat -1170 Sold by = ea Weight = 18.5 lb.	
AVPC12BL	Power Ventilator Black - PC12BL #97714 - Pre-Wired Humidistat/ Thermostat -1170 Cfm Sold by = ea Weight = 18.5 lb.	
AVPC12WW	Power Ventilator Weatheredwood - PC12WW #97712 - Pre-Wired Humidistat/ Thermostat Sold by = ea Weight = 18.5 lb.	
AVSLAB	SLA Brown Airhawk Slant Back Aluminum Roof Vent - 50 NFA - #85283 (6 Pcs/ Ctn) Sold by = CTN Weight = 11 lb.	
AVSLABL	SLA Black Airhawk Slant Back Aluminum Roof Vent - 50 NFA - #85282 (6 Pcs/ Ctn) Sold by = CTN Weight = 11 lb.	
AVSLAG	SLA Gray Airhawk Slant Back Aluminum Roof Vent - 50 NFA - #85281 (6 Pcs/ Ctn) Sold by = CTN Weight = 11 lb.	
AVSLAWH	SLA White Airhawk Slant Back Aluminum Roof Vent - 50 NFA - #85285 (6 Pcs/ Ctn)(STC) Sold by = CTN Weight = 11 lb.	

AVSLAWW	SLA Weathered Wood Airhawk Slant Back Aluminum Roof Vent - 50 NFA - #85284 (6 Sold by = CTN Weight = 11 lb.	
AVSLP61B	SLP61 Brown Airhawk Slant Back Plastic Roof Vent - 61 NFA - #90122 (6 Pcs/ Ctn) Sold by = CTN Weight = 9 lb.	
AVSLP61BL	SLP61 Black Airhawk Slant Back Plastic Roof Vent - 61 NFA - #90121 (6 Pcs/ Ctn) Sold by = CTN Weight = 9 lb.	
AVSLP61G	SLP61 Gray Airhawk Slant Back Plastic Roof Vent - 61 NFA - #90123 (6 Pcs/ Ctn) Sold by = CTN Weight = 9 lb.	
AVSLP61WW	SLP61 Weathered Wood Airhawk Slant Back Plastic Roof Vent - 61 NFA - #90125 (6 Pcs/ Sold by = CTN Weight = 9 lb.	
AVSVB	Strip Vent 8' Brown - SV201BR #84304 - Retrofit Double Leg Return - 9 NFA/ Lf (50 Pcs/ Sold by = CTN Weight = 25 lb.	
AVSVB30	Strip Vent 8' Brown - SV201BR #84304 - Retrofit Double Leg Return - 9 NFA/ Lf (30 Pcs/ Sold by = CTN Weight = 15 lb.	
AVSVW	Strip Vent 8' White - SV201WH #84302 - Retrofit Double Leg Return - 9 NFA/ Lf (50 Pcs/ Sold by = CTN Weight = 25 lb.	
AVSVW30	Strip Vent 8' White - SV201WH #84302 - Retrofit Double Leg Return - 9 NFA/ Lf (30 Pcs/ Sold by = CTN Weight = 15 lb.	
AVTURB	Airhawk 12" Internal Braced Wind Turbine - Brown - Tibs0800 -95 NFA Sold by = ea Weight = 6 lb.	
AVTURBL	Airhawk 12" Internal Braced Wind Turbine - Black - Tibs0100 -95 NFA Sold by = ea Weight = 6 lb.	
AVTURM	Airhawk 12" Internal Braced Wind Turbine - Mill - Tibs0000 -95 NFA Sold by = ea Weight = 6 lb.	

AVTURWW	Airhawk 12" Internal Braced Wind Turbine - Weathered Wood - Tibs0G00 -95 NFA(STC)	
	Sold by = ea Weight = 6 lb.	
AVVDEWH	Pro Flow 10' Vented Drip Edge White #95023 - 9 NFA/ LF(10 Pcs/ Ctn)	
	Sold by = ea Weight = 5 lb.	
AVW1212	12"X 12" White Aluminum Wall Vent #81202 - 39.6 NFA (6 Vents/ Ctn)	
	Sold by = CTN Weight = 6 lb.	
AVW1218	12"X 18" White Aluminum Wall Vent #81214 - 59.4 NFA (6 Vents/ Ctn)	
	Sold by = CTN Weight = 6 lb.	
AVW164	16"X 4" White Aluminum Undereave Soffit Vent #84226 (24 Pcs/ Ctn)	
	Sold by = CTN Weight = 3.5 lb.	
AVW168	16"X 8" White Aluminum Undereave Soffit Vent #84211 (24 Pcs/ Ctn)	
	Sold by = CTN Weight = 3 lb.	
AVW1824	18"X 24" White Aluminum Wall Vent #81237 - 118.8 NFA (2 Vents/ Ctn)	
	Sold by = CTN Weight = 5 lb.	
AVW88	8"X 8" White Aluminum Wall Vent #RI808900 - 17.6 NFA (6 Vents/ Ctn)	
	Sold by = CTN Weight = 6 lb.	

APKP

Appleton 8" Kwik Plug (12/ctn)

Sold by = CTN | Weight = 14.5 lb.



ADC16	Pro Vents 14" (ADO) (50/ctn) #UPV1448050	
	Sold by = CTN Weight = 24 lb.	
ADC24	Pro Vents 22" (ADO) (50/ctn) #UPV2248050	
	Sold by = CTN Weight = 38.5 lb.	
ADDV	Carton Durovent 24"X48" (70/ctn) #UDV2248	
	Sold by = CTN Weight = 17.5 lb.	
ADDVB	Durovent 24"X48" (50/BDL) #DV2200	
	Sold by = BAG Weight = 13 lb.	
ADDVBAF	Baffle Durovent 24" X 46" (50/bdl) #DVB152346	
	Sold by = BAG Weight = 20 lb.	
CARD350	24" Cardboard Chutes Treated W/Moisture Guard (Waxed) 350/bdl	
	Sold by = BDL Weight = 295 lb.	

Venting Products / IPS Roof Vents

Product Notes: All-aluminum construction will not rust – design utilizes the Venturi Effect, using exterior wind to create suction – no moving parts: no noise or faulty bearings – 12" opening for replacement of existing turbine base for easy replacement – 113 sq. in. of NFA (Net Free Area) – louver design deflects rain, snow and other debris – Limited lifetime warranty for the life of the current roof system

IPSASBL	Black Air-Swirl Roof Vent IPS #80709 (2/Ctn)	
	Sold by = CTN Weight = 9.5 lb.	
IPSASBR	Brown Air-Swirl Roof Vent IPS #80710 (2/Ctn)	
	Sold by = CTN Weight = 9.5 lb.	
IPSASWG	Weathered Gray Air-Swirl Roof Vent IPS #80707 (2/Ctn)	
	Sold by = CTN Weight = 9.5 lb.	
IPSSCBL	Black Snapcap Galv Steel Vent IPS #81681	
	Sold by = ea Weight = 5 lb.	
IPSSCBR	Brown Snapcap Galv Steel Vent IPS #81680	
	Sold by = ea Weight = 5 lb.	
IPSSCWG	Weathered Gray Snapcap Galv Steel Vent IPS #81682	
	Sold by = ea Weight = 5 lb.	
RPF81700	#81700 (HB31) IPS Pipe Flashing Hard Plastic Base 1 1/4"-3" (20/Case) (FULL CARTON)	
	Sold by = BOX Thickness = 11" Width = 13" Length = 16" Weight = 14 lb.	
RPF81709	#81709 (HB41) IPS Pipe Flashing Hard Plastic Base 1 1/4"-4" (20/Case)(FULL CARTON)	
	Sold by = BOX Thickness = 11" Width = 13" Length = 16" Weight = 15 lb.	
RPF81731	#81731 Electrical Mast Retrofit Roof Flashing 0"-3 3/8" (15/Case) sold by Ea.	
	Sold by = ea Thickness = 5" Width = 11" Length = 13" Weight = 3 lb.	
RPF81822	#81822 IPS Pipe Flashing 1/4"-5" For Steel Roofs (10/Case) sold by Ea.	
	Sold by = ea Thickness = 5" Width = 9" Length = 9" Weight = 3 lb.	
RPF81823	#81823 IPS Pipe Flashing 3"-6" For Steel Roofs (10/Case) sold by Ea.	
	Sold by = ea Thickness = 5" Width = 9" Length = 9" Weight = 3 lb.	

KECDR

Keene CDR Vent 4'X50' 7mm (18)

Sold by = ROLL | Weight = 14 lb.



KER













Keene Driwall Rainscreen 4'X65' 6mm #020-1 (18)













Sold by = ROLL | Weight = 20 lb.















QE10SFSN	10" Smooth Ribbed Fascia -Snowmist #523 (25)(STC)	
	Sold by = PC Length = 144" Weight = 4 lb.	
QE4SFSN	4" Smooth Ribbed Fascia - Snowmist #523 (25)(STC)	
	Sold by = PC Length = 144" Weight = 1.8 lb.	
QE4WFSN	4" Woodgrain Fascia - Snowmist #523 (25)(STC)	
	Sold by = PC Length = 144" Weight = 1.8 lb.	
QE6SFB	6" Brown #502 Smooth Ribbed Fascia 12'- QE (25)	
	Sold by = PC Length = 144" Weight = 2.5 lb.	
QE6SFBL	6" Black #518 Smooth Ribbed Fascia 12'- QE (25)	
	Sold by = PC Length = 144" Weight = 2.5 lb.	
QE6SFCC	6" Cozy Cottage #606 Smooth Ribbed Fascia 12'- QE (25)	
	Sold by = PC Length = 144" Weight = 2.5 lb.	
QE6SFCHAM	6" Champagne #827 Smooth Ribbed Fascia 12'- QE (25)	
	Sold by = PC Length = 144" Weight = 2.5 lb.	
QE6SFCL	6" Clay #807 Smooth Ribbed Fascia 12'- QE (25)	
	Sold by = PC Length = 144" Weight = 2.5 lb.	
QE6SFCR	6" Cottage Red #411 Smooth Ribbed Fascia 12'- QE (25)	
	Sold by = PC Length = 144" Weight = 2.5 lb.	
QE6SFDT	6" Desert Tan #327 Smooth Ribbed Fascia 12'- QE (25)	
	Sold by = PC Length = 144" Weight = 2.5 lb.	
QE6SFE	6" Eggshell #503V Smooth Ribbed Fascia 12'- QE (25)	
	Sold by = PC Length = 144" Weight = 2.5 lb.	
QE6SFEG	6" Eldridge Gray #605 Smooth Ribbed Fascia 12'-QE(25)	
	Sold by = PC Length = 144" Weight = 2.5 lb.	

QE6SFF	6" Forest #522 Smooth Ribbed Fascia 12'- QE (25) Sold by = PC Length = 144" Weight = 2.5 lb.	
QE6SFIS	6" Ironstone #414 Smooth Ribbed Fascia 12'- QE (25) Sold by = PC Length = 144" Weight = 2.5 lb.	
QE6SFMO	6" Mocha #507 Smooth Ribbed Fascia 12'- QE (25) Sold by = PC Length = 144" Weight = 2.5 lb.	
QE6SFMU	6" Musket #508 Smooth Ribbed Fascia 12'- QE (25) Sold by = PC Length = 144" Weight = 2.5 lb.	
QE6SFNO	6" Norwood #509 Smooth Ribbed Fascia 12'- QE (25) Sold by = PC Length = 144" Weight = 2.5 lb.	
QE6SFPE	6" Pewter #805 Smooth Ribbed Fascia 12'- QE (25) Sold by = PC Length = 144" Weight = 2.5 lb.	
QE6SFSB	6" Sandy Beige #177 Smooth Ribbed Fascia 12'- QE (25) Sold by = PC Length = 144" Weight = 2.5 lb.	
QE6SFSN	6" Snowmist #523 Smooth Ribbed Fascia 12'- QE (25) Sold by = PC Length = 144" Weight = 2.5 lb.	
QE6SFT	6" Terratone #511 Smooth Ribbed Fascia 12'- QE (25) Sold by = PC Length = 144" Weight = 2.5 lb.	
QE6SFWH	6" White #280 Smooth Ribbed Fascia 12'- QE (25) Sold by = PC Length = 144" Weight = 2.5 lb.	
QE6SFWI	6" Wicker #809 Smooth Ribbed Fascia 12'- QE (25) Sold by = PC Length = 144" Weight = 2.5 lb.	
QE6WFB	6" Brown #502 Woodgrain Fascia 12'-Quality Edge(25) Sold by = PC Length = 144" Weight = 2.5 lb.	













QE6WFBL	6" Black #518 Woodgrain Fascia 12'-Q E (25) Sold by = PC Length = 144" Weight = 2.5 lb.	
QE6WFCC	6" Cozy Cottage #606 Woodgrain Fascia 12'-QE (25) Sold by = PC Length = 144" Weight = 2.5 lb.	
QE6WFCHAM	6" Champagne #827 Woodgrain Fascia 12'-QE (25) Sold by = PC Length = 144" Weight = 2.5 lb.	
QE6WFCL	6" Clay #807 Woodgrain Fascia 12'-Quality Edge (25) Sold by = PC Length = 144" Weight = 2.5 lb.	
QE6WFCR	6" Cottage Red #411 Woodgrain Fascia 12'-Q. Edge(25) Sold by = PC Length = 144" Weight = 2.5 lb.	
QE6WFDT	6" Desert Tan #327 Woodgrain Fascia 12'-Qual Edge(25) Sold by = PC Length = 144" Weight = 2.5 lb.	
QE6WFE	6" Eggshell #503 Woodgrain Fascia 12'-Quality Edge(25) Sold by = PC Length = 144" Weight = 2.5 lb.	
QE6WFEG	6" Eldridge Gray #605 Woodgrain Fascia 12'-Qual Edge(25) Sold by = PC Length = 144" Weight = 2.5 lb.	
QE6WFF	6" Forest #522 Woodgrain Fascia 12'-Quality Edge(25) Sold by = PC Length = 144" Weight = 2.5 lb.	
QE6WFFAWN	6" Fawn #486 Woodgrain Fascia 12'-Quality Edge(25)(STC) Sold by = PC Length = 144" Weight = 2.5 lb.	
QE6WFIS	6" Ironstone #414 Woodgrain Fascia 12'-QE(25) Sold by = PC Length = 144" Weight = 2.5 lb.	
QE6WFMB	6" Midnight Blue #470 Woodgrain Fascia 12'-Quality Edge (25)(STC) Sold by = PC Length = 144" Weight = 2.5 lb.	













QE6WFMO	6" Mocha #507 Woodgrain Fascia 12'-Quality Edge(25) Sold by = PC Length = 144" Weight = 2.5 lb.	
QE6WFMU	6" Musket #508 Woodgrain Fascia 12'-Quality Edge(25) Sold by = PC Length = 144" Weight = 2.5 lb.	
QE6WFNO	6" Norwood #509 Woodgrain Fascia 12'-Quality Edge(25) Sold by = PC Length = 144" Weight = 2.5 lb.	
QE6WFPE	6" Pewter #805 Woodgrain Fascia 12'- Quality Edge (25) Sold by = PC Length = 144" Weight = 2.5 lb.	
QE6WFSB	6" Sandy Beige #177 Woodgrain Fascia 12'-Qual Edge(25) Sold by = PC Length = 144" Weight = 2.5 lb.	
QE6WFSN	6" Snowmist #523 Woodgrain Fascia 12'-Quality Edge(25) Sold by = PC Length = 144" Weight = 2.5 lb.	
QE6WFT	6" Terratone #511 Woodgrain Fascia 12'-Qual Edge(25) Sold by = PC Length = 144" Weight = 2.5 lb.	
QE6WFWH	6" White #280 Woodgrain Fascia 12'-Quality Edge(25) Sold by = PC Length = 144" Weight = 2.5 lb.	
QE6FWFI	6" Wicker #809 Woodgrain Fascia 12'-Quality Edge(25) Sold by = PC Length = 144" Weight = 2.5 lb.	
QE6WSTFB	6" Brown #502 Steel Woodgrain Fascia 12'-Q.E.(10) Sold by = PC Length = 144" Weight = 4.9 lb.	
QE6WSTFCL	6" Clay #807 Steel Woodgrain Fascia 12'-Q.E.(10) Sold by = PC Length = 144" Weight = 4.9 lb.	
QE6WSTFF	6" Forest #522 Steel Woodgrain Fascia 12'-Q.E.(10) Sold by = PC Length = 144" Weight = 4.9 lb.	













QE6WSTFMO	6" Mocha #507 Steel Woodgrain Fascia 12' Q.E (10)	
	Sold by = PC Length = 144" Weight = 4.9 lb.	
QE6WSTFSN	6" Snowmist #523 * Steel* Woodgrain Fascia 12'-Q.E.(10)	
	Sold by = PC Length = 144" Weight = 4.9 lb.	
QE6WSTFT	6" Terratone #511 Steel Woodgrain Fascia 12'-Q.E.(10)	
	Sold by = PC Length = 144" Weight = 4.9 lb.	
QE6WSTFWH	6" White #280* Steel* Woodgrain Fascia 12'-Q.E.(10)	
	Sold by = PC Length = 144" Weight = 4.9 lb.	
QE8SFB	8" Brown #502 Smooth Ribbed Fascia 12'- QE (25)	
	Sold by = PC Length = 144" Weight = 3.12 lb.	
QE8SFBL	8" Black #518 Smooth Ribbed Fascia 12'- QE (25)	
	Sold by = PC Length = 144" Weight = 3.12 lb.	
QE8SFCC	8" Cozy Cottage #606 Smooth Ribbed Fascia 12'-QE(25)	
	Sold by = PC Length = 144" Weight = 3.12 lb.	
QE8SFCHAM	8" Champagne #827 Smooth Ribbed Fascia 12'- QE (25)	
	Sold by = PC Length = 144" Weight = 3.12 lb.	
QE8SFCL	8" Clay #807 Smooth Ribbed Fascia 12'- QE (25)	
	Sold by = PC Length = 144" Weight = 3.12 lb.	
QE8SFCR	8" Cottage Red #411 Smooth Ribbed Fascia 12'- QE (25)	
	Sold by = PC Length = 144" Weight = 3.12 lb.	
QE8SFDT	8" Desert Tan #327 Smooth Ribbed Fascia 12'- QE (25)	
	Sold by = PC Length = 144" Weight = 3.12 lb.	
QE8SFE	8" Eggshell #503 Smooth Ribbed Fascia 12'- QE (25)	
	Sold by = PC Length = 144" Weight = 3.12 lb.	













QE8SFEG	8" Eldridge Gray #605 Smooth Ribbed Fascia 12'-QE(25) Sold by = PC Length = 144" Weight = 3.12 lb.	
QE8SFF	8" Forest #522 Smooth Ribbed Fascia 12'- QE (25) Sold by = PC Length = 144" Weight = 3.12 lb.	
QE8SFIS	8" Ironstone #414 Smooth Ribbed Fascia 12' - QE (25) Sold by = PC Length = 144" Weight = 3.12 lb.	
QE8SFMO	8" Mocha #507 Smooth Ribbed Fascia 12'- QE (25) Sold by = PC Length = 144" Weight = 3.12 lb.	
QE8SFMU	8" Musket #508 Smooth Ribbed Fascia 12'- QE (25) Sold by = PC Length = 144" Weight = 3.12 lb.	
QE8SFNO	8" Norwood #509 Smooth Ribbed Fascia 12'- QE (25) Sold by = PC Length = 144" Weight = 3.12 lb.	
QE8SFPE	8" Pewter #805 Smooth Ribbed Fascia 12'- QE (25) Sold by = PC Length = 144" Weight = 3.12 lb.	
QE8SFSB	8" Sandy Beige #177 Smooth Ribbed Fascia 12'- QE (25) Sold by = PC Length = 144" Weight = 3.12 lb.	
QE8SFSN	8" Snowmist #523 Smooth Ribbed Fascia 12'- QE (25) Sold by = PC Length = 144" Weight = 3.12 lb.	
QE8SFT	8" Terratone #511 Smooth Ribbed Fascia 12'- QE (25) Sold by = PC Length = 144" Weight = 3.12 lb.	
QE8SFWH	8" White #280 Smooth Ribbed Fascia 12'- QE (25) Sold by = PC Length = 144" Weight = 3.12 lb.	
QE8SFWI	8" Wicker #809 Smooth Ribbed Fascia 12'- QE (25) Sold by = PC Length = 144" Weight = 3.12 lb.	

QE8WFB	8" Brown #502 Woodgrain Fascia 12'-Quality Edge(25)	
Sold by = PC Length = 144" Weight = 3.12 lb.		
QE8WFBL	8" Black #518 Woodgrain Fascia 12'-Q E(25)	
Sold by = PC Length = 144" Weight = 3.12 lb.		
QE8WFCC	8" Cozy Cottage #606 Woodgrain Fascia 12'-Q E(25)	
Sold by = PC Length = 144" Weight = 3.12 lb.		
QE8WFCHAM	8" Champagne #827 Woodgrain Fascia 12'-QE (25)	
Sold by = PC Length = 144" Weight = 3.12 lb.		
QE8WFCL	8" Clay #807 Woodgrain Fascia 12'-Quality Edge(25)	
Sold by = PC Length = 144" Weight = 3.12 lb.		
QE8WFCR	8" Cottage Red #411 Woodgrain Fascia 12'-Q. Edge(25)	
Sold by = PC Length = 144" Weight = 3.12 lb.		
QE8WFDT	8" Desert Tan #327 Woodgrain Fascia 12'-Q. Edge(25)	
Sold by = PC Length = 144" Weight = 3.12 lb.		
QE8WFE	8" Eggshell #503 Woodgrain Fascia 12'-Quality Edge(25)**ON DISCONTINUED COLOR	
Sold by = PC Length = 144" Weight = 3.12 lb.		
QE8WFEG	8" Eldridge Gray #605 Woodgrain Fascia 12'- Q. Edge(25)	
Sold by = PC Length = 144" Weight = 3.12 lb.		
QE8WFF	8" Forest #522 Woodgrain Fascia 12'-Quality Edge(25)	
Sold by = PC Length = 144" Weight = 3.12 lb.		
QE8WFFAWN	8" Fawn #486 Woodgrain Fascia 12'-Quality Edge(25)(STC)	
Sold by = PC Length = 144" Weight = 3.12 lb.		
QE8WFIS	8" Ironstone #414 Woodgrain 12' Fascia- QE(25)	
Sold by = PC Length = 144" Weight = 3.12 lb.		










QE8WFMB	8" Midnight Blue #470 Woodgrain Fascia 12'-Quality Edge(25)(STC) Sold by = PC Length = 144" Weight = 3.12 lb.	
QE8WFMO	8" Mocha #507 Woodgrain Fascia 12'-Quality Edge(25) Sold by = PC Length = 144" Weight = 3.12 lb.	
QE8WFMU	8" Musket #508 Woodgrain Fascia 12'-Quality Edge(25) Sold by = PC Length = 144" Weight = 3.12 lb.	
QE8WFNO	8" Norwood #509 Woodgrain Fascia 12'-Quality Edge(25) Sold by = PC Length = 144" Weight = 3.12 lb.	
QE8WFPE	8" Pewter #805 Woodgrain Fascia QE 12'(25) Sold by = PC Length = 144" Weight = 3.12 lb.	
QE8WFSB	8" Sandy Beige #177 Woodgrain Fascia 12'-Qual Edge(25) Sold by = PC Length = 144" Weight = 3.12 lb.	
QE8WFSN	8" Snowmist #523 Woodgrain Fascia 12'-Quality Edge(25) Sold by = PC Length = 144" Weight = 3.12 lb.	
QE8WFT	8" Terratone #511 Woodgrain Fascia 12'-Q. Edge(25) Sold by = PC Length = 144" Weight = 3.12 lb.	
QE8FWFH	8" White #280 Woodgrain Fascia 12'-Quality Edge(25) Sold by = PC Length = 144" Weight = 3.12 lb.	
QE8FWFI	8" Wicker #809 Woodgrain Fascia 12'-Quality Edge(25) Sold by = PC Length = 144" Weight = 3.12 lb.	
QE8WSTFB	8" Brown #502 Steel Woodgrain Fascia 12'-Q.E.(10) Sold by = PC Length = 144" Weight = 4.9 lb.	
QE8WSTFCL	8" Clay #807 Steel Woodgrain Fascia 12'-Q.E.(10) Sold by = PC Length = 144" Weight = 4.9 lb.	

QE8WSTFF	8" Forest #522 Steel Woodgrain Fascia 12'-Q.E.(10) Sold by = PC Length = 144" Weight = 4.9 lb.	
QE8WSTFIS	8" Ironstone #404 Steel Woodgrain TC Fascia 12'- Q.E (10) Sold by = PC Length = 144" Weight = 4.9 lb.	
QE8WSTFMO	8" Mocha #507 Steel Woodgrain Fascia 12' -Q.E(10) Sold by = PC Length = 144" Weight = 4.9 lb.	
QE8WSTFSN	8" Snowmist #523 Steel Woodgrain Fascia 12'-Q.E.(10) Sold by = PC Length = 144" Weight = 4.9 lb.	
QE8WSTFT	8" Terratone #511 Steel Woodgrain Fascia 12'-Q.E.(10) Sold by = PC Length = 144" Weight = 4.9 lb.	
QE8WSTFWH	8" White #280 Steel Woodgrain Fascia 12'-Q.E.(10) Sold by = PC Length = 144" Weight = 4.9 lb.	
QEBMB	10' Brown #502 Brick Mold Cover-Quality Edge(20) Sold by = PC Length = 144" Weight = 1.2 lb.	
QEBMBL	10' Black #518 Brick Mold Cover-Quality Edge(20) Sold by = PC Length = 120" Weight = 1.2 lb.	
QEBMCC	10' Cozy Cottage #606 Brickmold Cover-Quality Edge(20) Sold by = PC Length = 120" Weight = 1.2 lb.	
QEBMCHAM	10' Champagne #827 Brickmold Cover-Quality Edge (20) Sold by = PC Length = 120" Weight = 1.2 lb.	
QEBMCL	10' Clay #807 Brick Mold Cover-Quality Edge(20) Sold by = PC Length = 120" Weight = 1.2 lb.	
QEBMCR	10' Cottage Red #411 Brick Mold Cover-Quality Edge(20) Sold by = PC Weight = 1.2 lb.	










QEBMDT	10' Desert Tan #327 Brick Mold Cover-Quality Edge(20) Sold by = PC Length = 120" Weight = 1.2 lb.	
QEBME	10' Eggshell #503 Brick Mold Cover-Quality Edge(20) Sold by = PC Length = 120" Weight = 1.2 lb.	
QEBMEG	10' Eldridge Gray #605 Brick Mold Cover-Q. Edge(20) Sold by = PC Length = 120" Weight = 1.2 lb.	
QEBMF	10' Forest #522 Brick Mold Cover-Quality Edge(20) Sold by = PC Length = 120" Weight = 1.2 lb.	
QEBMGR	10' Green #505 Brick Mold Cover-Quality Edge(20)(DISC.) Sold by = PC Length = 120" Weight = 1.2 lb.	
QEBMIS	10' Ironstone #414 Brick Mold Cover-Q. Edge(20) Sold by = PC Length = 120" Weight = 1.2 lb.	
QEBMMO	10' Mocha #507 Brick Mold Cover-Quality Edge(20) Sold by = PC Length = 120" Weight = 1.2 lb.	
QEBMMU	10' Musket #508 Brick Mold Cover-Quality Edge(20) Sold by = PC Length = 120" Weight = 1.2 lb.	
QEBMNO	10' Norwood #509 Brick Mold Cover-Quality Edge(20) Sold by = PC Length = 120" Weight = 1.2 lb.	
QEBMPE	10' Pewter #805 Brick Mold Cover-Quality Edge(20) Sold by = PC Length = 120" Weight = 1.2 lb.	
QEBMSB	10' Sandy Beige #177 Brick Mold Cover-Quality Edge(20) Sold by = PC Weight = 1.2 lb.	
QEBMSL	10' Slate #424 Brick Mold Cover-Quality Edge(20)(DISC.) Sold by = PC Weight = 1.2 lb.	













QEBMSN	10' Snowmist #523 Brick Mold Cover-Quality Edge(20) Sold by = PC Weight = 1.2 lb.	
QEBMT	10' Terratone #511 Brick Mold Cover-Quality Edge(20) Sold by = PC Weight = 1.2 lb.	
QEBMWH	10' White #280 Brick Mold Cover-Quality Edge(20) Sold by = PC Weight = 1.2 lb.	
QEBMWI	10' Wicker #809 Brick Mold Cover-Quality Edge(20) Sold by = PC Weight = 1.2 lb.	
QEF12B	(1/2") Brown #502 Frieze Channel Reversible-QE(25) Sold by = PC Weight = 1.5 lb.	
QEF12BL	(1/2") Black #518 Frieze Channel Reversible -QE(25) Sold by = PC Weight = 1.5 lb.	
QEF12CL	(1/2") Clay #807 Frieze Channel Reversible-QE(25) Sold by = PC Weight = 1.5 lb.	
QEF12EG	(1/2") Eldridge Gray #605 Frieze Channel Reversible-QE (25)(STC) Sold by = PC Weight = 1.5 lb.	
QEF12F	(1/2") Forest #522 Frieze Channel Reversible-QE(25) Sold by = PC Weight = 1.5 lb.	
QEF12MO	(1/2") Mocha #507 Frieze Channel Reversible-QE(25) Sold by = PC Weight = 1.5 lb.	
QEF12PE	(1/2") Pewter #805 Frieze Channel Reversible-QE(25)(STC) Sold by = PC Weight = 1.5 lb.	
QEF12SN	(1/2") Snowmist #523 Frieze Channel Reversible-QE(25) Sold by = PC Weight = 1.5 lb.	









<p>QEF12T</p>	<p>(1/2") Terratone #511 Frieze Channel Reversible-QE(25)(STC) Sold by = PC Weight = 1.5 lb.</p>	
<p>QEF12WH</p>	<p>(1/2") White #280 Frieze Channel Reversible-QE(25) Sold by = PC Weight = 1.5 lb.</p>	
<p>QEF38B</p>	<p>(3/8") Brown #502 Frieze Channel Reversible-QE(25) Sold by = PC Weight = 1.5 lb.</p>	
<p>QEF38BL</p>	<p>(3/8") Black #518 Frieze Channel Reversible-QE(25) Sold by = PC Weight = 1.5 lb.</p>	
<p>QEF38CC</p>	<p>(3/8") Cozy Cottage #606 Frieze Channel Reversible-QE(25) Sold by = PC Weight = 1.5 lb.</p>	
<p>QEF38CHAM</p>	<p>(3/8") Champagne #827 Frieze Channel Reversible-QE(25) Sold by = PC Weight = 1.5 lb.</p>	
<p>QEF38CL</p>	<p>(3/8") Clay #807 Frieze Channel Reversible-QE(25) Sold by = PC Weight = 1.5 lb.</p>	
<p>QEF38CR</p>	<p>(3/8") Cottage Red #411 Frieze Channel Reversible-QE(25) Sold by = PC Weight = 1.5 lb.</p>	
<p>QEF38DT</p>	<p>(3/8") Desert Tan#327 Frieze Channel Reversible-QE(25) Sold by = PC Weight = 1.5 lb.</p>	
<p>QEF38E</p>	<p>(3/8") Eggshell #503 Frieze Channel Reversible-QE(25) Sold by = PC Weight = 1.5 lb.</p>	
<p>QEF38EG</p>	<p>(3/8") Eldridge Gray #605 Frieze Channel Reversible-QE(25) Sold by = PC Weight = 1.5 lb.</p>	
<p>QEF38F</p>	<p>(3/8") Forest #522 Frieze Channel Reversible-QE(25) Sold by = PC Weight = 1.5 lb.</p>	













QEF38FAWN	(3/8") Fawn #486 Frieze Channel Reversible-QE(25)(STC)	
	Sold by = PC Weight = 1.5 lb.	
QEF38GR	(3/8") Green #505 Frieze Channel Reversible-Q Edge(25)**ON DISCONTINUED COLOR	
	Sold by = PC Weight = 1.5 lb.	
QEF38IS	(3/8") Ironstone #414 Frieze Channel Reversible-QE(25)	
	Sold by = PC Weight = 1.5 lb.	
QEF38MB	(3/8") Midnight Blue #470 Frieze Channel Reversible-QE(25)(STC)	
	Sold by = PC Weight = 1.5 lb.	
QEF38MO	(3/8") Mocha #507 Frieze Channel Reversible-QE(25)	
	Sold by = PC Weight = 1.5 lb.	
QEF38MU	(3/8") Musket#508 Frieze Channel Reversible-Q Edge(25)	
	Sold by = PC Weight = 1.5 lb.	
QEF38NO	(3/8") Norwood #509 Frieze Channel Reverse- Qual Edge(25)	
	Sold by = PC Weight = 1.5 lb.	
QEF38PE	(3/8") Pewter #805 Frieze Channel Reversible QE12'(25)	
	Sold by = PC Weight = 1.5 lb.	
QEF38SB	(3/8") Sandy Beige #177 Frieze Channel Reverse-QE(25)	
	Sold by = PC Weight = 1.5 lb.	
QEF38SL	(3/8") Slate #424 Frieze Channel Reversible-QE(25)(DISC.)	
	Sold by = PC Weight = 1.5 lb.	
QEF38SN	(3/8") Snowmist #523 Frieze Channel Reversible-QE(25)	
	Sold by = PC Weight = 1.5 lb.	
QEF38T	(3/8") Terratone #511 Frieze Channel Reversible-QE(25)	
	Sold by = PC Weight = 1.5 lb.	






QEF38WH	(3/8") White #280 Frieze Channel Reversible-QE(25)	
	Sold by = PC Weight = 1.5 lb.	
QEF38WI	(3/8") Wicker#809 Frieze Channel Reversible-QE(25)	
	Sold by = PC Weight = 1.5 lb.	
QEHVB	Brown #502 Hidden Vent Soffit 12'-Qual Edge(16)	
	Sold by = PC Weight = 4.75 lb.	
QEHVBL	Black #518 Hidden Vent Soffit 12' Quality Edge (16)	
	Sold by = PC Weight = 4.75 lb.	
QEHVCL	Clay #807 Hidden VentSoffit 12'-Qual Edge (16)	
	Sold by = PC Weight = 4.75 lb.	
QEHVEG	Eldridge Gray #605 Hidden VentSoffit 12'-Qual Edge (16)(STC)	
	Sold by = PC Weight = 4.75 lb.	
QEHVF	Forest #522 Hidden Vent Soffit 12'-Qual Edge(16)	
	Sold by = PC Weight = 4.75 lb.	
QEHVMO	Mocha #507 Hidden Vent Soffit 12'-Qual Edge(16)	
	Sold by = PC Weight = 4.75 lb.	
QEHVSN	Snowmist #523 Hidden Vent Soffit 12'-Qual Edge(16)	
	Sold by = PC Weight = 4.75 lb.	
QEHVT	Terratone #511 Hidden VentSoffit 12'-Qual Edge (16)(STC)	
	Sold by = PC Weight = 4.75 lb.	
QEHVWH	White #280 Hidden Vent Soffit 12'-Qual Edge(16)	
	Sold by = PC Weight = 4.75 lb.	
QEIJ	I Joist For Quality Edge Shipping	
	Sold by = ea Weight = 50 lb.	

QEIOGWH	QE 10' Inside/Out G-Channel - White *Pc Sold by = PC Weight = 1.2 lb.	
QEIOSC	QE 12' Alum Inside/Out System Carrier *Pc Sold by = PC Weight = 4 lb.	
QEIOSWH	QE 10' Inside/Out Sidecap - White *Pc Sold by = PC Weight = 1.2 lb.	
QEJ12B	(1/2") Brown #502 J-Channel 12'-Quality Edge(25) Sold by = PC Weight = 0.68 lb.	
QEJ12BL	(1/2") Black #518 J-Channel 12' Quality Edge(25) Sold by = PC Weight = 0.68 lb.	
QEJ12CL	(1/2") Clay #807 J-Channel 12'-Quality Edge(25) Sold by = PC Weight = 0.68 lb.	
QEJ12EG	(1/2") Eldridge Gray #605 J-Channel 12'-Quality Edge(25)(STC) Sold by = PC Weight = 0.68 lb.	
QEJ12F	(1/2") Forest #522 J-Channel 12'-Quality Edge(25) Sold by = PC Weight = 0.68 lb.	
QEJ12MO	(1/2") Mocha #507 J-Channel 12'-Quality Edge(25) Sold by = PC Weight = 0.68 lb.	
QEJ12PE	(1/2") Pewter #805 J-Channel 12'-Quality Edge(25)(STC) Sold by = PC Weight = 0.68 lb.	
QEJ12SN	(1/2") Snowmist #523 J-Channel 12'-Quality Edge(25) Sold by = PC Weight = 0.68 lb.	
QEJ12T	(1/2") Terratone #511 J-Channel 12'-Quality Edge(25)(STC) Sold by = PC Weight = 0.68 lb.	











QEJ12WH	(1/2") White #280 J-Channel 12'-Quality Edge(25) Sold by = PC Weight = 0.68 lb.	
QEJ38B	3/8" Brown #502 J-Channel 12'-Quality Edge(25) Sold by = PC Weight = 0.68 lb.	
QEJ38BL	3/8" Black #518 J Channel 12'-Quality Edge(25) Sold by = PC Weight = 0.68 lb.	
QEJ38CC	3/8" Cozy Cottage #606J Channel 12'-Quality Edge(25) Sold by = PC Weight = 0.68 lb.	
QEJ38CHAM	3/8" Champagne #827 J Channel 12'-Quality Edge(25) Sold by = PC Weight = 0.68 lb.	
QEJ38CL	3/8" Clay #807J Channel 12'-Quality Edge(25) Sold by = PC Weight = 0.68 lb.	
QEJ38CR	3/8" Cottage Red #411 J-Channel 12'-Quality Edge(25) Sold by = PC Weight = 0.68 lb.	
QEJ38DT	3/8" Desert Tan #327 J-Channel 12'-Quality Edge(25) Sold by = PC Weight = 0.68 lb.	
QEJ38E	3/8" Eggshell #503 J-Channel 12'-Quality Edge(25) Sold by = PC Weight = 0.68 lb.	
QEJ38EG	3/8" Eldridge Gray #605 J-Channel 12'-Quality Edge(25) Sold by = PC Weight = 0.68 lb.	
QEJ38F	3/8" Forest #522 J-Channel 12'-Quality Edge(25) Sold by = PC Weight = 0.68 lb.	
QEJ38FAWN	3/8" Fawn #486 J-Channel 12'-Quality Edge(25)(STC) Sold by = PC Weight = 0.68 lb.	

QEJ38IS	3/8" Ironstone #414 J-Channel 12'-Quality Edge(25)	
	Sold by = PC Weight = 0.68 lb.	
QEJ38MB	3/8" Midnight Blue #470 J Channel 12'-Quality Edge(25)(STC)	
	Sold by = PC Weight = 0.68 lb.	
QEJ38MO	3/8" Mocha #507 J Channel 12'-Quality Edge(25)	
	Sold by = PC Weight = 0.68 lb.	
QEJ38MU	3/8" Musket #508 J-Channel 12'-Quality Edge(25)	
	Sold by = PC Weight = 0.68 lb.	
QEJ38NO	3/8" Norwood #509 J-Channel 12'-Quality Edge(25)	
	Sold by = PC Weight = 0.68 lb.	
QEJ38PE	3/8" Pewter #805 J-Channel Quality Edge (25)	
	Sold by = PC Weight = 0.68 lb.	
QEJ38SB	3/8" Sandy Beige #177 J-Channel 12'-Quality Edge(25)	
	Sold by = PC Weight = 0.68 lb.	
QEJ38SL	3/8" Slate #424 J Channel 12'-Quality Edge(25)(DISC.)	
	Sold by = PC Weight = 0.68 lb.	
QEJ38SN	3/8" Snowmist #523 J-Channel 12'-Quality Edge(25)	
	Sold by = PC Weight = 0.68 lb.	
QEJ38T	3/8" Terratone #511 J-Channel 12'-Quality Edge(25)	
	Sold by = PC Weight = 0.68 lb.	
QEJ38WH	3/8" White #280 J Channel 12'-Quality Edge(25)	
	Sold by = PC Weight = 0.68 lb.	
QEJ38WI	3/8" Wicker #809 J-Channel 12'-Quality Edge(25)	
	Sold by = PC Weight = 0.68 lb.	

QEMB	10' Brown #502 Mitre Divider-Quality Edge(10) Sold by = PC Weight = 2 lb.	
QEMBL	10' Black #518 Mitre Divider-Quality Edge(10) Sold by = PC Weight = 2 lb.	
QEMCC	10' Cozy Cottage #606 Mitre Divider-Quality Edge(10) Sold by = PC Weight = 2 lb.	
QEMCHAM	10' Champagne #827 Mitre Divider-Quality Edge(10) Sold by = PC Weight = 2 lb.	
QEMCL	10' Clay #807 Mitre Divider-Quality Edge(10) Sold by = PC Weight = 2 lb.	
QEMCR	10' Cottage Red #411 Mitre Divider-Quality Edge(10) Sold by = PC Weight = 2 lb.	
QEMDT	10' Desert Tan #327 Mitre Divider-Quality Edge(10) Sold by = PC Weight = 2 lb.	
QEME	10' Eggshell #503 Mitre Divider-Quality Edge(10) Sold by = PC Weight = 2 lb.	
QEMEG	10' Eldridge Gray #605 Mitre Divider-Quality Edge(10) Sold by = PC Weight = 2 lb.	
QEMF	10' Forest #522 Mitre Divider-Quality Edge(10) Sold by = PC Weight = 2 lb.	
QEMFAWN	10' Fawn #486 Mitre Divider-Quality Edge(10)(STC) Sold by = PC Weight = 2 lb.	
QEMIS	10' Ironstone #414 Mitre Divider-Quality Edge(10) Sold by = PC Weight = 2 lb.	

QEMMB	10' Midnight Blue #470 Mitre Divider-Quality Edge(10)(STC) Sold by = PC Weight = 2 lb.	
QEMMO	10' Mocha #507 Mitre Divider-Quality Edge(10) Sold by = PC Weight = 2 lb.	
QEMMU	10' Musket #508 Mitre Divider-Quality Edge(10) Sold by = PC Weight = 2 lb.	
QEMNO	10' Norwood #509 Mitre Divider-Quality Edge(10) Sold by = PC Weight = 2 lb.	
QEMPE	10' Pewter #805 Mitre Divider Quality Edge (10) Sold by = PC Weight = 2 lb.	
QEMSB	10' Sandy Beige #177 Mitre Divider-Quality Edge(10) Sold by = PC Weight = 2 lb.	
QEMSL	10' Slate #424 Mitre Divider-Quality Edge(10)(DISC.) Sold by = PC Weight = 2 lb.	
QEMSN	10' Snowmist #523 Mitre Divider-Quality Edge(10) Sold by = PC Weight = 2 lb.	
QEMT	10' Terratone #511 Mitre Divider-Quality Edge(10) Sold by = PC Weight = 2 lb.	
QEMWH	10' White #280 Mitre Divider-Quality Edge(10) Sold by = PC Weight = 2 lb.	
QEMWI	10' Wicker #809 Mitre Divider-Quality Edge(10) Sold by = PC Weight = 2 lb.	
QEP	Quality Edge Pallet Sold by = ea Weight = 200 lb.	













QESCVB	16" Brown #502 Center Vent Soffit 12'-Quality Edge(12) Sold by = PC Weight = 4.75 lb.	
QESCVBL	16" Black #518 Center Vent Soffit 12'-Q E(12) Sold by = PC Weight = 4.75 lb.	
QESCVCC	16" Cozy Cottage #606 Center Vent Soffit 12'-Q E(12) Sold by = PC Weight = 4.75 lb.	
QESCVCHAM	16" Champagne #827 Center Vent Soffit 12'-Q E(12) Sold by = PC Weight = 4.75 lb.	
QESCVCL	16" Clay #807 Center Vent Soffit 12'-Quality Edge(12) Sold by = PC Weight = 4.75 lb.	
QESCVCR	16" Cottage Red #411 Center VentSoffit12'-Qual Edge(12) Sold by = PC Weight = 4.75 lb.	
QESCVDT	16" Desert Tan #327 Center Vent Soffit 12'-Qual Edg(12) Sold by = PC Weight = 4.75 lb.	
QESCVE	16" Eggshell #503 Center Vent Soffit 12'-Qual Edge(12) Sold by = PC Weight = 4.75 lb.	
QESCVEG	16" Eldridge Gray Center Vent #605 Soffit 12'-Q.E.(12) Sold by = PC Weight = 4.75 lb.	
QESCVF	16" Forest #522 Center Vent Soffit 12'-Qual Edge(12) Sold by = PC Weight = 4.75 lb.	
QESCVFAWN	16" Fawn #486 Center Vent Soffit 12'-Qual Edge(12)(STC) Sold by = PC Weight = 4.75 lb.	
QESCVIS	16" Ironstone #414 Center Vent Soffit 12'-QE(12) Sold by = PC Weight = 4.75 lb.	













QESCVMB	16" Midnight Blue #470 Center Vent Soffit 12'-Quality Edge(12)(STC)	
	Sold by = PC Weight = 4.75 lb.	
QESCVMO	16" Mocha #507 Center Vent Soffit 12'-Quality Edge(12)	
	Sold by = PC Weight = 4.75 lb.	
QESCVMU	16" Musket #508 Center Vent Soffit 12'-Qual Edge(12)	
	Sold by = PC Weight = 4.75 lb.	
QESCVNO	16" Norwood #509 Center Vent 12' Soffit-Qual Edge(12)	
	Sold by = PC Weight = 4.75 lb.	
QESCVPE	16" Pewter #805 Center Vent Soffit 12' QE (12)	
	Sold by = PC Weight = 4.75 lb.	
QESCVSB	16" Sandy Beige #177 Center Vent Soffit 12'-Qual Edg(12)	
	Sold by = PC Weight = 4.75 lb.	
QESCVSN	16" Snowmist #523 Center Vent Soffit 12'-Qual Edge(12)	
	Sold by = PC Weight = 4.75 lb.	
QESCVT	16" Terratone #511 Center Vent Soffit 12'-Qual Edge(12)	
	Sold by = PC Weight = 4.75 lb.	
QESCVWH	16" White #280 Center Vent Soffit 12'-Quality Edge(12)	
	Sold by = PC Weight = 4.75 lb.	
QESCVWI	16" Wicker #809 Center Vent Soffit 12'-Qual Edge(12)	
	Sold by = PC Weight = 4.75 lb.	
QESSB	16" Brown #502 Solid Soffit 12'-Quality Edge(12)	
	Sold by = PC Weight = 4.75 lb.	
QESSBL	16" Black #518 Solid Soffit 12'-Qual Edge(12)	
	Sold by = PC Weight = 4.75 lb.	













QESSCC	16" Cozy Cottage #606 Solid Soffit 12'-Qual Edge(12)	
	Sold by = PC Weight = 4.75 lb.	
QESSCHAM	16" Champagne #827 Solid Soffit 12'-Qual Edge(12)	
	Sold by = PC Weight = 4.75 lb.	
QESSCL	16" Clay #807 Solid Soffit 12'-Quality Edge(12)	
	Sold by = PC Weight = 4.75 lb.	
QESSCR	16" Cottage Red #411 Solid Soffit 12'-Quality Edge(12)	
	Sold by = PC Weight = 4.75 lb.	
QESSDT	16" Desert Tan #327 Solid Soffit 12'-Quality Edge(12)	
	Sold by = PC Weight = 4.75 lb.	
QESSE	16" Eggshell #503 SolidSoffit 12'-Quality Edge(12)	
	Sold by = PC Weight = 4.75 lb.	
QESSEG	16" Eldridge Gray #605 Solid Soffit 12'-Q Edge(12)	
	Sold by = PC Weight = 4.75 lb.	
QESSF	16" Forest #522 Solid Soffit 12'-Quality Edge(12)	
	Sold by = PC Weight = 4.75 lb.	
QESSFAWN	16" Fawn #486 Solid Soffit 12'-Quality Edge(12)(STC)	
	Sold by = PC Weight = 4.75 lb.	
QESSIS	16" Ironstone #414 Solid Soffit 12' -Quality Edge(12)	
	Sold by = PC Weight = 4.75 lb.	
QESSMB	16" Midnight Blue #470 Solid Soffit 12'-Quality Edge(12)(STC)	
	Sold by = PC Weight = 4.75 lb.	
QESSMO	16" Mocha #507 Solid Soffit 12'-Quality Edge(12)	
	Sold by = PC Weight = 4.75 lb.	

QESSMU	16" Musket #508 Solid Soffit 12'-Quality Edge(12)	
Sold by = PC Weight = 4.75 lb.		
QESSNO	16" Norwood #509 Solid Soffit 12'-Quality Edge(12)	
Sold by = PC Weight = 4.75 lb.		
QESSPE	16" Pewter #805 Solid Soffit QE 12' (12)	
Sold by = PC Weight = 4.75 lb.		
QESSSB	16" Sandy Beige #177 Solid Soffit 12'-Q.E.(12)	
Sold by = PC Weight = 4.75 lb.		
QESSSN	16" Snowmist #523 Solid Soffit 12'-Quality Edge(12)	
Sold by = PC Weight = 4.75 lb.		
QESST	16" Terratone #511 Solid Soffit 12'-Quality Edge(12)	
Sold by = PC Weight = 4.75 lb.		
QESSWH	16" White #280 Solid Soffit 12'-Quality Edge(12)	
Sold by = PC Weight = 4.75 lb.		
QESSWI	16" Wicker #809 Solid Soffit 12'-Quality Edge(12)	
Sold by = PC Weight = 4.75 lb.		
QESVB	16" Brown #502 Full Vented Soffit 12'-Quality Edge(12)	
Sold by = PC Weight = 4.75 lb.		
QESVBL	16" Black #518 Full Vented Soffit 12'-Qual Edg(12)	
Sold by = PC Weight = 4.75 lb.		
QESVCC	16" Cozy Cottage #606 Full Vented Soffit 12'-Qual Edg(12)	
Sold by = PC Weight = 4.75 lb.		
QESVCHAM	16" Champagne #827 Full Vented Soffit 12'-Qual Edge(12)	
Sold by = PC Weight = 4.75 lb.		

QESVCL	16" Clay #807 Full Vented Soffit 12'-Quality Edge(12)	
	Sold by = PC Weight = 4.75 lb.	
QESVCR	16" Cottage Red #411 Full Vented Soffit 12'-Qual Edge(12)	
	Sold by = PC Weight = 4.75 lb.	
QESVDT	16" Desert Tan #327 Full Vented Soffit 12'-Q.Edge(12)	
	Sold by = PC Weight = 4.75 lb.	
QESVE	16" Eggshell #503 Full Vented Soffit 12'-Q.Edge(12)	
	Sold by = PC Weight = 4.75 lb.	
QESVEG	16" Eldridge Gray #605 Full Vented Soffit 12'-Qual Edge(12)	
	Sold by = PC Weight = 4.75 lb.	
QESVF	16" Forest #522 Full Vented Soffit 12'-Q.E.(12)	
	Sold by = PC Weight = 4.75 lb.	
QESVIS	16" Ironstone #414 Full Vented Soffit 12'-Q.E.(12)	
	Sold by = PC Weight = 4.75 lb.	
QESVMO	16" Mocha #507 Full Vented Soffit 12'-Qual Edge(12)	
	Sold by = PC Weight = 4.75 lb.	
QESVMU	16" Musket #508 Full Vented Soffit 12'-Q.E.(12)	
	Sold by = PC Weight = 4.75 lb.	
QESVNO	16" Norwood #509 Full Vented Soffit 12'-Q.Edge(12)	
	Sold by = PC Weight = 4.75 lb.	
QESVPE	16" Pewter #805 Full Vented Soffit 12'-Qual Edge(12)	
	Sold by = PC Weight = 4.75 lb.	
QESVSB	16" Sandy Beige #177 Full Vented Soffit 12'-Qual Edge(12)	
	Sold by = PC Weight = 4.75 lb.	

<p>QESVSN</p>	<p>16" Snowmist #523 Full Vented Soffit 12'-Q. Edge(12) Sold by = PC Weight = 4.75 lb.</p>	
<p>QESVT</p>	<p>16" Terratone #511 Full Vented Soffit 12'-Q.Edge(12) Sold by = PC Weight = 4.75 lb.</p>	
<p>QESVWH</p>	<p>16" White #280 Full Vented Soffit 12'-Quality Edge(12) Sold by = PC Weight = 4.75 lb.</p>	
<p>QESVWI</p>	<p>16" Wicker #809 Full Vented Soffit 12'-Qual Edge(12) Sold by = PC Weight = 4.75 lb.</p>	
<p>QETC14B</p>	<p>Roll 14" Brown/White #502/280 Trim Coil Smooth 50'-Qual Edge Sold by = ROLL Weight = 16 lb.</p>	
<p>QETC14BL</p>	<p>Roll 14" Black#518 Trim Coil Smooth 50'-Qual Edge (Q-CTN) Sold by = ROLL Weight = 16 lb.</p>	
<p>QETC14CL</p>	<p>Roll 14" Clay #807 Trim Coil Smooth 50'- Quality Edge (Q-CTN) Sold by = ROLL Weight = 16 lb.</p>	
<p>QETC14F</p>	<p>Roll 14" Forest #522 Trimcoil Smooth 50'-Quality Edge (Q-CTN) Sold by = ROLL Weight = 16 lb.</p>	
<p>QETC14MO</p>	<p>Roll 14" Mocha #507 Trimcoil Smooth50'-Quality Edge (Q-CTN) Sold by = ROLL Weight = 16 lb.</p>	
<p>QETC14SN</p>	<p>Roll 14" Snowmist #523 Trim Coil Smooth 50'-Quality Edge (Q-CTN) Sold by = ROLL Weight = 16 lb.</p>	
<p>QETC14T</p>	<p>Roll 14" Terratone #511 Trimcoil Smooth 50'-Quality Edge (Q-CTN) Sold by = ROLL Weight = 16 lb.</p>	
<p>QETC24B</p>	<p>Roll 24" Brown #502 Trim Coil 50' Smooth -Quality Edge (Q-CTN) Sold by = ROLL Weight = 28 lb.</p>	











QETC24BL	Roll 24" Black #518 Trim Coil 50' Smooth -Quality Edge (Q-CTN)	
	Sold by = ROLL Weight = 28 lb.	
QETC24CC	Roll 24" Cozy Cottage #606 Trim Coil 50' Smooth -Q E (Q-CTN)	
	Sold by = ROLL Weight = 28 lb.	
QETC24CHAM	Roll 24" Champagne #827 Trim Coil 50' Smooth -Quality Edge (Q-CTN)	
	Sold by = ROLL Weight = 28 lb.	
QETC24CL	Roll 24" Clay #807 Trim Coil 50' Smooth -Quality Edge (Q-CTN)	
	Sold by = ROLL Weight = 28 lb.	
QETC24CR	Roll 24" Cottage Red #411 Trimcoil 50' Smooth-Quality Edge (Q-CTN)	
	Sold by = ROLL Weight = 28 lb.	
QETC24DT	Roll 24" Desert Tan #327 Trimcoil 50' Smooth-Quality Edge (Q-CTN)	
	Sold by = ROLL Weight = 28 lb.	
QETC24E	Roll 24" Eggshell #503 Trim Coil 50' Smooth-Quality Edge (Q-CTN)	
	Sold by = ROLL Weight = 28 lb.	
QETC24EG	Roll 24" Eldridge Gray #605 Trim Coil 50' Smooth-Q.E. (Q-CTN)	
	Sold by = ROLL Weight = 28 lb.	
QETC24F	Roll 24" Forest #522 Trim Coil 50' Smooth-Quality Edge (Q-CTN)	
	Sold by = ROLL Weight = 28 lb.	
QETC24FAWN	Roll 24" Fawn #486 Trim Coil 50' Smooth-Quality Edge (Q-CTN)(STC)	
	Sold by = ROLL Weight = 28 lb.	
QETC24GR	Roll 24" Green #505 Trim Coil 50' Smooth-Quality Edge (Q-CTN)(DISC.)	
	Sold by = ROLL Weight = 28 lb.	
QETC24IS	Roll 24" Ironstone #414 Trim Coil 50' Smooth-Q.E. (Q-CTN)	
	Sold by = ROLL Weight = 28 lb.	






QETC24MB	Roll 24" Midnight Blue #470 Trimcoil 50' Smooth-Quality Edge (Q-CTN)(STC)	
	Sold by = ROLL Weight = 28 lb.	
QETC24MO	Roll 24" Mocha #507 Trim Coil 50' Smooth-Quality Edge (Q-CTN)	
	Sold by = ROLL Weight = 28 lb.	
QETC24MU	Roll 24" Musket #508 Trim Coil 50' Smooth-Quality Edge (Q-CTN)	
	Sold by = ROLL Weight = 28 lb.	
QETC24NO	Roll 24" Norwood #509 Trimcoil 50' Smooth-Quality Edge (Q-CTN)	
	Sold by = ROLL Weight = 28 lb.	
QETC24PE	Roll 24" Pewter #805 Trim Coil50' Smooth Quality Edge (Q-CTN)	
	Sold by = ROLL Weight = 28 lb.	
QETC24SB	Roll 24" Sandy Beige #177 Trimcoil 50' Smooth-Quality Edge (Q-CTN)	
	Sold by = ROLL Weight = 28 lb.	
QETC24SL	Roll 24" Slate #424 Trim Coil 50' Smooth -Quality Edge (Q-CTN)(DISC.)	
	Sold by = ROLL Weight = 28 lb.	
QETC24SN	Roll 24" Snowmist #523 Trim Coil 50' Smooth-Quality Edge (Q-CTN)	
	Sold by = ROLL Weight = 28 lb.	
QETC24T	Roll 24" Terratone #511 Trim Coil 50' Smooth-Quality Edge (Q-CTN)	
	Sold by = ROLL Weight = 28 lb.	
QETC24WH	Roll 24" White #280 Trim Coil 50' Smooth-Quality Edge (Q-CTN)	
	Sold by = ROLL Weight = 28 lb.	
QETC24WI	Roll 24" Wicker #809 Trim Coil 50' Smooth-Quality Edge (Q-CTN)	
	Sold by = ROLL Weight = 28 lb.	
QETCNM24B	Roll 24" Brown #502 No-Mar 5000 Trim Coil 50'-Qual Edge	
	Sold by = ROLL Weight = 32 lb.	

<p>QETCNM24BL</p>	<p>Roll 24" Black #518 No-Mar 5000 Trim Coil 50'-Qual Edge Sold by = ROLL Weight = 32 lb.</p>	
<p>QETCNM24CC</p>	<p>Roll 24" Cozy Cottage #606 No-Mar 5000 Trim Coil 50'-Q E Sold by = ROLL Weight = 32 lb.</p>	
<p>QETCNM24CHA</p>	<p>Roll 24" Champagne #827 No-Mar 5000 Trim Coil 50'-Qual Edge Sold by = ROLL Weight = 32 lb.</p>	
<p>QETCNM24CL</p>	<p>Roll 24" Clay #807 No-Mar 5000 Trim Coil 50'-Qual Edge Sold by = ROLL Weight = 32 lb.</p>	
<p>QETCNM24CR</p>	<p>Roll 24" Cottage Red #411 No-Mar Trim Coil 50'-Q. Edge Sold by = ROLL Weight = 32 lb.</p>	
<p>QETCNM24DT</p>	<p>Roll 24" Desert Tan #327 No-Mar Trim Coil 50'-Q.E. Sold by = ROLL Weight = 32 lb.</p>	
<p>QETCNM24E</p>	<p>Roll 24" Eggshell #503 No-Mar 5000 Trim Coil 50' -Qual Edge Sold by = ROLL Weight = 32 lb.</p>	
<p>QETCNM24EG</p>	<p>Roll 24" Eldridge Gray #605 No-Mar Trim Coil 50'-Q.E. Sold by = ROLL Weight = 32 lb.</p>	
<p>QETCNM24F</p>	<p>Roll 24" Forest #522 No-Mar 5000 Trim Coil 50'-Qual Edge Sold by = ROLL Weight = 32 lb.</p>	
<p>QETCNM24IS</p>	<p>Roll 24" Ironstone #414 No-Mar 5000 Trim Coil 50'-Q E Sold by = ROLL Weight = 32 lb.</p>	
<p>QETCNM24MO</p>	<p>Roll 24" Mocha #507 No-Mar 5000 Trim Coil 50'-Qual Edge Sold by = ROLL Weight = 32 lb.</p>	
<p>QETCNM24MU</p>	<p>Roll 24" Musket #508 No-Mar 5000 Trim Coil 50'-Qual Edge Sold by = ROLL Weight = 32 lb.</p>	

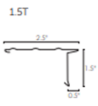
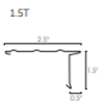
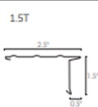
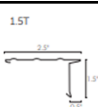








QETCNM24NO	Roll 24" Norwood #509 No-Mar 5000 Trim Coil 50'-Qual Edge	
	Sold by = ROLL Weight = 32 lb.	
QETCNM24PE	Roll 24" Pewter #805 No-Mar 5000 Trim Coil 50'-Qual Edge	
	Sold by = ROLL Weight = 32 lb.	
QETCNM24SB	Roll 24" Sandy Beige #177 No-Mar Trim Coil 50'-Q. Edge	
	Sold by = ROLL Weight = 32 lb.	
QETCNM24SL	Roll 24" Slate #424 No-Mar 5000 Trim Coil 50'-Qual Edge(DISC.)	
	Sold by = ROLL Weight = 32 lb.	
QETCNM24SN	Roll 24" Snowmist #523 No-Mar 5000 Trim Coil 50'-Qual Edge	
	Sold by = ROLL Weight = 32 lb.	
QETCNM24T	Roll 24" Terratone #511 No-Mar Trim Coil 50'-Quality Edge	
	Sold by = ROLL Weight = 32 lb.	
QETCNM24WH	Roll 24" White #280 No-Mar 5000 Trim Coil 50'-Qual Edge (N-CTN)	
	Sold by = ROLL Weight = 32 lb.	
QETCNM24WI	Roll 24" Wicker #809 No-Mar 5000 Trim Coil 50'-Qual Edge	
	Sold by = ROLL Weight = 32 lb.	
QETCW14B	14" Brown #502 Woodgrain Trim Coil 50'-Quality Edge (W-CTN)	
	Sold by = ROLL Weight = 16 lb.	
QETCW14BL	14" Black #518 Woodgrain Trim Coil 50'-Quality Edge (W-CTN)	
	Sold by = ROLL Weight = 16 lb.	
QETCW14CL	14" Clay #807 Woodgrain Trim Coil 50'-Quality Edge (W-CTN)	
	Sold by = ROLL Weight = 16 lb.	
QETCW14F	14" Forest #522 Woodgrain Trim Coil 50'-Quality Edge (W-CTN)	
	Sold by = ROLL Weight = 16 lb.	













QETCW14MO	14" Mocha #507 Woodgrain Trim Coil 50'-Quality Edge (W-CTN) Sold by = ROLL Weight = 16 lb.	
QETCW14SN	14" Snowmist #523 Woodgrain Trim Coil 50' -Quality Edge (W-CTN) Sold by = ROLL Weight = 16 lb.	
QETCW14T	14" Terratone #511 Woodgrain Trim Coil 50' -Qual Edge (W-CTN) Sold by = ROLL Weight = 16 lb.	
QETCW14WH	14" White #280 Woodgrain Trim Coil 50'-Quality Edge (W-CTN) Sold by = ROLL Weight = 16 lb.	
QETCW24B	24" Woodgrain Brown #502 Trim Coil 50' -Quality Edge (W-ctn) Sold by = ROLL Weight = 28 lb.	
QETCW24BL	24" Woodgrain Black #518 Trim Coil 50' -Quality Edge (W-CTN) Sold by = ROLL Weight = 28 lb.	
QETCW24CC	24" Woodgrain Cozy Cottage#606 Trim Coil 50' -Qual Edge (W-CTN) Sold by = ROLL Weight = 28 lb.	
QETCW24CHAM	24" Woodgrain Champagne #827 Trim Coil 50' -Quality Edge (W-CTN) Sold by = ROLL Weight = 28 lb.	
QETCW24CL	24" Woodgrain Clay #807 Trim Coil 50' -Quality Edge (W-CTN) Sold by = ROLL Weight = 28 lb.	
QETCW24CR	24" Woodgrain Cottage Red #411 Trim Coil 50' -Quality Edge (W-CTN) Sold by = ROLL Weight = 28 lb.	
QETCW24DT	24" Woodgrain Desert Tan #327 Trim Coil 50' -Quality Edge (W-CTN) Sold by = ROLL Weight = 28 lb.	
QETCW24E	24" Woodgrain Eggshell #503' Trim Coil 50' -Quality Edge (W-CTN) Sold by = ROLL Weight = 28 lb.	

QETCW24EG	24" Woodgrain Eldridge Gray #605 Trim Coil 50' -Qual Edge (W-CTN)	
	Sold by = ROLL Weight = 28 lb.	
QETCW24F	24" Woodgrain Forest #522 Trim Coil 50' -Quality Edge (W-CTN)	
	Sold by = ROLL Weight = 28 lb.	
QETCW24FAWN	24" Woodgrain Fawn #486 Trim Coil 50' -Quality Edge (W-CTN)(STC)	
	Sold by = ROLL Weight = 28 lb.	
QETCW24GR	24" Woodgrain Green #505 Trim Coil 50' -Quality Edge (W-CTN)(DISC.)	
	Sold by = ROLL Weight = 28 lb.	
QETCW24IS	24" Woodgrain Ironstone #414 Trim Coil 50' -Quality Edge (W-CTN)	
	Sold by = ROLL Weight = 28 lb.	
QETCW24MB	24" Woodgrain Midnight Blue #470 Trim Coil 50' -Quality Edge (W-CTN)(STC)	
	Sold by = ROLL Weight = 28 lb.	
QETCW24MO	24" Woodgrain Mocha #507 Trim Coil 50' -Quality Edge (W-CTN)	
	Sold by = ROLL Weight = 28 lb.	
QETCW24MU	24" Woodgrain Musket #508 Trim Coil 50' -Quality Edge (W-CTN)	
	Sold by = ROLL Weight = 28 lb.	
QETCW24NO	24" Woodgrain Norwood #509 Trim Coil 50' -Quality Edge (W-CTN)	
	Sold by = ROLL Weight = 28 lb.	
QETCW24PE	24" Woodgrain Pewter #805 Trim Coil 50' -Quality Edge (W-CTN)	
	Sold by = ROLL Weight = 28 lb.	
QETCW24SB	24" Woodgrain Sandy Beige #177 Trim Coil 50' -Quality Edge (W-CTN)	
	Sold by = ROLL Weight = 28 lb.	
QETCW24SL	24" Woodgrain Slate #424 Trim Coil 50' -Quality Edge (W-CTN)(DISC.)	
	Sold by = ROLL Weight = 28 lb.	

<p>QETCW24SN</p>	<p>24" Woodgrain Snowmist #523 Trim Coil 50' -Quality Edge (W-CTN) Sold by = ROLL Weight = 28 lb.</p>	
<p>QETCW24T</p>	<p>24" Woodgrain Terratone #511 Trim Coil 50' -Quality Edge (W-CTN) Sold by = ROLL Weight = 28 lb.</p>	
<p>QETCW24WH</p>	<p>24" Woodgrain White #280 Trim Coil 50' -Quality Edge (W-CTN) Sold by = ROLL Weight = 28 lb.</p>	
<p>QETCW24WI</p>	<p>24" Woodgrain Wicker #809 Trim Coil 50' -Quality Edge (W-CTN) Sold by = ROLL Weight = 28 lb.</p>	
<p>QETEB</p>	<p>1 1/2" Brown #502 T-Edge 12'-Quality Edge(25) Sold by = PC Weight = 1.2 lb.</p>	
<p>QETEBL</p>	<p>1 1/2" Black #518 T-Edge 12'-Quality Edge(25) Sold by = PC Weight = 1.2 lb.</p>	
<p>QETECC</p>	<p>1 1/2" Cozy Cottage #606 T-Edge 12'-Quality Edge(25) Sold by = PC Weight = 1.2 lb.</p>	
<p>QETECHAM</p>	<p>1 1/2" Champagne #827 T-Edge 12'-Quality Edge(25) Sold by = PC Weight = 1.2 lb.</p>	
<p>QETECL</p>	<p>1 1/2" Clay #807 T-Edge 12'-Quality Edge(25) Sold by = PC Weight = 1.2 lb.</p>	
<p>QETECCR</p>	<p>1 1/2" Cottage Red #411 T-Edge 12'-Quality Edge(25) Sold by = PC Weight = 1.2 lb.</p>	
<p>QETEDT</p>	<p>1 1/2" Desert Tan #327 T-Edge 12'-Quality Edge(25) Sold by = PC Weight = 1.2 lb.</p>	
<p>QETEE</p>	<p>1 1/2" Eggshell #503 T-Edge 12'-Quality Edge(25) Sold by = PC Weight = 1.2 lb.</p>	

<p>QETEEG</p>	<p>1 1/2" Eldridge Gray #605 T-Edge 12'-Quality Edge(25) Sold by = PC Weight = 1.2 lb.</p>	
<p>QETEF</p>	<p>1 1/2" Forest #522 T-Edge 12'-Quality Edge(25) Sold by = PC Weight = 1.2 lb.</p>	
<p>QETEFAWN</p>	<p>1 1/2" Fawn #486 T-Edge 12'-Quality Edge(25)(STC) Sold by = PC Weight = 1.2 lb.</p>	
<p>QETEGR</p>	<p>1 1/2" Green #505 T-Edge 12'-Quality Edge(25)(DISC.) Sold by = PC Weight = 1.2 lb.</p>	
<p>QETEIS</p>	<p>1 1/2" Ironstone #414 T-Edge 12'-Quality Edge(25) Sold by = PC Weight = 1.2 lb.</p>	
<p>QETEMB</p>	<p>1 1/2" Midnight Blue #470 T-Edge 12'-Quality Edge(25)(STC) Sold by = PC Weight = 1.2 lb.</p>	
<p>QETEMO</p>	<p>1 1/2" Mocha #507 T-Edge 12'-Quality Edge(25) Sold by = PC Weight = 1.2 lb.</p>	
<p>QETEMU</p>	<p>1 1/2" Musket #508 T-Edge 12'-Quality Edge(25) Sold by = PC Weight = 1.2 lb.</p>	
<p>QETENO</p>	<p>1 1/2" Norwood #509 T-Edge Hemmed 12'-Qual Edge(25) Sold by = PC Weight = 1.2 lb.</p>	
<p>QETEPE</p>	<p>1 1/2" Pewter #805 T-Edge 12'QE-(25) Sold by = PC Weight = 1.2 lb.</p>	
<p>QETESB</p>	<p>1 1/2" Sandy Beige #177 T-Edge 12'-Quality Edge(25) Sold by = PC Weight = 1.2 lb.</p>	
<p>QETESL</p>	<p>1 1/2" Slate #424 T-Edge 12'-Quality Edge(25)(DISC.) Sold by = PC Weight = 1.2 lb.</p>	

<p>QETESN</p>	<p>1 1/2" Snowmist #523 T-Edge 12'-Quality Edge(25) Sold by = PC Weight = 1.2 lb.</p>	
<p>QETET</p>	<p>1 1/2" Terratone #511 T-Edge 12'-Quality Edge(25) Sold by = PC Weight = 1.2 lb.</p>	
<p>QETEWH</p>	<p>1 1/2" White #280 T-Edge 12'-Quality Edge(25) Sold by = PC Weight = 1.2 lb.</p>	
<p>QETEWI</p>	<p>1 1/2" Wicker #809 T-Edge 12'-Quality Edge(25) Sold by = PC Weight = 1.2 lb.</p>	
<p>QETNB</p>	<p>#1177 1Lb 1-1/4" Brown R/S Stainless Trim Nail Sold by = CTN Weight = 1 lb.</p>	
<p>QETNBL</p>	<p>#0003 1Lb 1-1/4" Black R/S Stainless Trim Nail Sold by = CTN Weight = 1 lb.</p>	
<p>QETNCC</p>	<p>#9607 1Lb 1-1/4" Cozy Cottage R/S Stainless Trim Nail Sold by = CTN Weight = 1 lb.</p>	
<p>QETNCHAM</p>	<p>#9645 1Lb 1-1/4" Champagne R/S Stainless Trim Nail Sold by = CTN Weight = 1 lb.</p>	
<p>QETNCL</p>	<p>#9572 1Lb 1-1/4" Clay R/S Stainless Trim Nail Sold by = CTN Weight = 1 lb.</p>	
<p>QETNCR</p>	<p>#7527 1Lb 1-1/4" Cottage Red/Red R.S. S.S. Trim Nail Sold by = CTN Weight = 1 lb.</p>	
<p>QETNDT</p>	<p>#9512 1Lb 1-1/4" Desert Tan/ Almond R/S Stainless Trim Nail Sold by = CTN Weight = 1 lb.</p>	
<p>QETNE</p>	<p>#9606 1Lb 1-1/4" Eggshell R/S Stainless Trim Nail Sold by = CTN Weight = 1 lb.</p>	

QETNEG	#5083 1Lb 1-1/4" Eldridge Gray R/S Stainless Trim Nail	
	Sold by = CTN Weight = 1 lb.	
QETNF	#9811 1Lb 1-1/4" Forest/Green R.S. S.S. Trim Nail	
	Sold by = CTN Weight = 1 lb.	
QETNFAWN	#9550 1Lb 1-1/4" Fawn R.S. S.S. Trim Nail(STC)	
	Sold by = CTN Weight = 1 lb.	
QETNIS	#9521 1Lb 1-1/4" Ironstone/Brown R.S. S.S. Trim Nail	
	Sold by = CTN Weight = 1 lb.	
QETNMB	#9505 1Lb 1-1/4" Midnight Blue R.S. S.S. Trim Nail(STC)	
	Sold by = CTN Weight = 1 lb.	
QETNMO	#9503 1Lb 1-1/4" Mocha/Dk. Bronze R.S. S.S. Trim Nail	
	Sold by = CTN Weight = 1 lb.	
QETNMU	#9554 1Lb 1-1/4" Musket/Brown R.S. S.S. Trim Nail	
	Sold by = CTN Weight = 1 lb.	
QETNNO	#1194 1Lb 1-1/4" NorwoodR/S S.S. Trim Nail	
	Sold by = CTN Weight = 1 lb.	
QETNPE	#9702 1Lb 1-1/4" PewterR.S. S.S. Trim Nail	
	Sold by = CTN Weight = 1 lb.	
QETNSB	#9766 1Lb 1-1/4" Sandy Beige/Beige R.S. S.S. Trim Nail	
	Sold by = CTN Weight = 1 lb.	
QETNSN	#9573 1Lb 1-1/4" Snowmist/White R.S. S.S. Trim Nails	
	Sold by = CTN Weight = 1 lb.	
QETNT	#9704 1Lb 1-1/4" Terratone/BronzeR.S. S.S. Trim Nail	
	Sold by = CTN Weight = 1 lb.	

<p>QETNWH</p>	<p>#8252 1Lb 1-1/4" White/White R.S. S.S. Trim Nail Sold by = CTN Weight = 1 lb.</p>	
<p>QETNWI</p>	<p>#9727/9556 1Lb 1-1/4" Wicker/Sand R.S. S.S. Trim Nail Sold by = CTN Weight = 1 lb.</p>	
<p>QETSB</p>	<p>Steel 1 1/2" Brown #502 T-Edge 10' .013-Qua Edge(25) Lg Sold by = PC Weight = 3 lb.</p>	
<p>QETSBL</p>	<p>Steel 1 1/2" Black #518 T-Edge 10' .013-Qual Edge(25) Sold by = PC Weight = 3 lb.</p>	
<p>QETSCL</p>	<p>Steel 1 1/2" Clay #807 T-Edge 10' .013 -Qual Edge(25) Sold by = PC Weight = 3 lb.</p>	
<p>QETSF</p>	<p>Steel 1 1/2" Forest #522 T-Edge 10' .013-Qual Edge(25) Sold by = PC Weight = 3 lb.</p>	
<p>QETSMO</p>	<p>Steel 1 1/2" Mocha #507 T-Edge 10' .013-Qual Edge(25) Sold by = PC Weight = 3 lb.</p>	
<p>QETSSN</p>	<p>Steel 1 1/2" Snowmist #523 T-Edge 10' .013-Qual Edge(25) Sold by = PC Weight = 3 lb.</p>	
<p>QETST</p>	<p>Steel 1 1/2" Terratone #511 T-Edge 10' .013-Qual Edge(25) Sold by = PC Weight = 3 lb.</p>	
<p>QETSWH</p>	<p>Steel 1 1/2" White #280 T-Edge 10' .013-Qual Edge(25) Sold by = PC Weight = 3 lb.</p>	

QXORV

Quarrix Off Ridge Intake & Exhaust Vent 8-1/4"X20' (36)

Sold by = ROLL | Thickness = 8" Width = 15" Length = 15" Weight = 6.5 lb.








QXRV

Quarrix StormStop 11 1/4" X 20' Ridge Vent (36)

Sold by = ROLL | Thickness = 11" Width = 15" Length = 15" Weight = 8 lb.



AVSHBL	Shinglevent II Black - SHFVBL (10 Pcs @ 4' Ctn)(15 Ctns/ Pallet)	
	Sold by = CTN Weight = 24 lb.	
COVG	GAF 20' x 10 1/2" Gunable Cobra Vent Roll (36 Rolls/Plt)	
	Sold by = ROLL Thickness = 11" Width = 15" Length = 15" Weight = 8 lb.	
COVSA	GAF Cobra Snow Country Advanced Exhaust Vent 11.5"x4' 10 Pcs/Box (12 Boxes/Plt)	
	Sold by = BOX Thickness = 10" Width = 14" Length = 48" Weight = 28 lb.	
CTAVRV	Certainteed Rolled Ridge Vent 28' Filtered W/Nails (15/Plt) #410767	
	Sold by = ROLL Weight = 18 lb.	
CTAVS	Certainteed Shingle-Over Ridge Vent Black *10 Per Carton*(15/Plt) #410763	
	Sold by = CTN Weight = 18 lb.	

BIRB125

Baltic Birch 1/2" 5X5 4B 9-Ply Plywood (33)

Sold by = ea | Width = 60" Length = 60" Weight = 70 lb.





















BIRB128

Baltic Birch 1/2" 4X8 4B 9-Ply Plywood ST. CLOUD ITEM

Sold by = ea | Thickness = 0.5" Width = 48" Length = 96" Weight = 40 lb.



LSL3092	1.35E LSL Studs 1 1/2" X 3 1/2" X 92 5/8"	Sold by = ea Thickness = 1.5" Width = 3.5" Length = 93" Weight = 11.8 lb.	
LSL3104	1.35E LSL Studs 1 1/2" X 3 1/2" X 104 5/8"	Sold by = ea Thickness = 1.5" Width = 3.5" Length = 105" Weight = 13.3 lb.	
LSL316	1.35E LSL 1 1/2" X 3 1/2" X16'	Sold by = ea Thickness = 1.5" Width = 3.5" Length = 192" Weight = 24.5 lb.	
LSL320	1.35E LSL studs 1 1/2" X 3 1/2" X 20'	Sold by = ea Thickness = 1.5" Width = 5.5" Length = 240" Weight = 30.6 lb.	
LSL5092	1.35E LSL studs 1 1/2" X 5 1/2" X 92 5/8"	Sold by = ea Thickness = 1.5" Width = 5.5" Length = 93" Weight = 18.6 lb.	
LSL5104	1.35E LSL studs 1 1/2" X 5 1/2" X 104 5/8"	Sold by = ea Thickness = 1.5" Width = 5.5" Length = 105" Weight = 21 lb.	
LSL512	1.35E LSL 1 1/2" X 5 1/2" X12'	Sold by = ea Thickness = 1.5" Width = 5.5" Length = 144" Weight = 28.9 lb.	
LSL514	1.35E LSL 1 1/2" X 5 1/2" X14'	Sold by = ea Thickness = 1.5" Width = 5.5" Length = 168" Weight = 33.7 lb.	
LSL516	1.35E LSL 1 1/2" X 5 1/2" X16'	Sold by = ea Thickness = 1.5" Width = 5.5" Length = 192" Weight = 38.6 lb.	
LSL516T	Solid Guard Treated LSL 1 1/2" X 5 1/2" X 16'	Sold by = ea Thickness = 1.5" Width = 5.5" Length = 192" Weight = 38.6 lb.	
LSL518	1.35E LSL 1 1/2" X 5 1/2" X18'	Sold by = ea Thickness = 1.5" Width = 5.5" Length = 216" Weight = 43.4 lb.	
LSL520	1.35E LSL 1 1/2" X 5 1/2" X20'	Sold by = ea Thickness = 1.5" Width = 5.5" Length = 240" Weight = 48.2 lb.	

LSL522	1.35E LSL 1 1/2" X 5 1/2" X22' Sold by = ea Thickness = 1.5" Width = 5.5" Length = 264" Weight = 53 lb.	
LSL524	1.35E LSL 1 1/2" X 5 1/2" X24' Sold by = ea Thickness = 1.5" Width = 5.5" Length = 288" Weight = 57.8 lb.	
LSL526	1.35E LSL 1 1/2" X 5 1/2" X26' Sold by = ea Thickness = 1.5" Width = 5.5" Length = 312" Weight = 62.7 lb.	
LSL528	1.35E LSL 1 1/2" X 5 1/2" X28' Sold by = ea Thickness = 1.5" Width = 5.5" Length = 336" Weight = 67.4 lb.	
LSL530	1.35E LSL 1 1/2" X 5 1/2" X30' Sold by = ea Thickness = 1.5" Width = 5.5" Length = 360" Weight = 72.3 lb.	
LSL532	1.35E LSL 1 1/2" X 5 1/2" X32' Sold by = ea Thickness = 1.5" Width = 5.5" Length = 384" Weight = 77.1 lb.	
LSL536	1.35E LSL 1 1/2" X 5 1/2" X36' Sold by = ea Thickness = 1.5" Width = 5.5" Length = 432" Weight = 86.8 lb.	
LSL718	1.35E LSL 1 1/2" X 7 1/4" X18' Sold by = ea Thickness = 1.5" Width = 7.25" Length = 215" Weight = 65 lb.	
LSL720	1.35E LSL 1 1/2" X 7 1/4" X20' Sold by = ea Thickness = 1.5" Width = 7.25" Length = 240" Weight = 72 lb.	
LSL722	1.35E LSL 1 1/2" X 7 1/4" X22' Sold by = ea Thickness = 1.5" Width = 7.25" Length = 264" Weight = 74.8 lb.	
LSL724	1.35E LSL 1 1/2" X 7 1/4" X24' Sold by = ea Thickness = 1.5" Width = 7.25" Length = 288" Weight = 86 lb.	
LSL728	1.35E LSL 1 1/2" X 7 1/4" X28' Sold by = ea Thickness = 1.5" Width = 7.25" Length = 336" Weight = 101 lb.	

LSL732	1.35E LSL 1 1/2" X 7 1/4" X32'	Sold by = ea Thickness = 1.5" Width = 7.25" Length = 384" Weight = 115 lb.	
LSL736	1.35E LSL 1 1/2" X 7 1/4" X36'	Sold by = ea Thickness = 1.5" Width = 7.25" Length = 432" Weight = 129 lb.	
LSLSS	1.35E LSL Stair Stringers 1 1/4" X 11 7/8" X 18' (32)	Sold by = ea Thickness = 1.25" Width = 11.875" Length = 215" Weight = 72 lb.	
LSLSS20	1.35E LSL Stair Stringers 1 1/4" X 11 7/8" X 20' (32)	Sold by = ea Thickness = 1.25" Width = 11.88" Length = 240" Weight = 92.8 lb.	
LVL112104	LVL 1 1/2" X 5 1/2" X 104 5/8' Pet LVL Studs	Sold by = ea Thickness = 1.5" Width = 5.5" Length = 105" Weight = 19 lb.	
LVL11292	LVL 1 1/2" X 5 1/2" X 92 5/8' Pet LVL Studs	Sold by = ea Thickness = 1.5" Width = 5.5" Length = 93" Weight = 17 lb.	
LVLI11	NON-STOCK Pji-60 I-Joist 2-1/2" Flange11"	Sold by = LF Thickness = 2.5" Width = 11" Weight = 3.1 lb.	
LVLI1178	PJI-40 I-Joist 2-1/2" Flange11 7/8"	Sold by = LF Thickness = 2.5" Width = 11.875" Weight = 2.9 lb.	
LVLI1190	NON-STOCK Pji-90 I-Joist 3-1/2" Flange11"	Sold by = LF Thickness = 2.5" Width = 11" Weight = 3.1 lb.	
LVLI14	NON-STOCK Pji-60 I-Joist 2-1/2" Flange14"	Sold by = LF Thickness = 2.5" Width = 14" Weight = 3.1 lb.	
LVLI1465	PJI-65 I-Joist 3-1/2" Flange14"	Sold by = LF Thickness = 3.5" Width = 14" Weight = 3.8 lb.	
LVLI16	NON-STOCK Pji-60 I-Joist 2 1/2" Flange 16"	Sold by = LF Thickness = 2.5" Width = 16" Weight = 3.3 lb.	












LVLI1665	PJI-65 I-Joist 3 1/2" Flange 16"	
Sold by = LF Thickness = 3.5" Width = 16" Weight = 4 lb.		
LVLI1890	NON-STOCK Pji-90 I-Joist 3-1/2" Flange 18"	
Sold by = LF Thickness = 2.5" Width = 11" Weight = 3.1 lb.		
LVLI9	PJI-40 I-Joist 2-1/2" Flange 9 1/2"	
Sold by = LF Thickness = 2.5" Width = 9.5" Weight = 2.6 lb.		
LVLL1114	LVL 2.1E 1 3/4" 11 1/4"	
Sold by = LF Thickness = 1.75" Width = 11.25" Weight = 5.2 lb.		
LVLL1178	LVL 2.1E 1 3/4" 11 7/8"	
Sold by = LF Thickness = 1.75" Width = 11.875" Weight = 5.5 lb.		
LVLL14	LVL 2.1E 1 3/4" 14"	
Sold by = LF Thickness = 1.75" Width = 14" Weight = 6.5 lb.		
LVLL16	LVL 2.1E 1 3/4" 16"	
Sold by = LF Thickness = 1.75" Width = 16" Weight = 7.4 lb.		
LVLL18	LVL 2.1E 1 3/4" 18"	
Sold by = LF Thickness = 1.75" Width = 18" Weight = 8.3 lb.		
LVLL20	LVL 2.1E 1 3/4" 20"	
Sold by = LF Thickness = 1.75" Width = 20" Weight = 9.2 lb.		
LVLL24	LVL 2.1E 1 3/4" 24"	
Sold by = LF Thickness = 1.75" Width = 24" Weight = 11.1 lb.		
LVLL5	LVL 2.1E 1 3/4" 5 1/2"	
Sold by = LF Thickness = 1.75" Width = 5.5" Weight = 2.5 lb.		
LVLL512	LVL 2.1E 1 1/2" 5 1/2"	
Sold by = LF Thickness = 1.5" Width = 5.5" Weight = 2.5 lb.		

<p>LVL7</p>	<p>LVL 2.1E 1 3/4" 7 1/4" Sold by = LF Thickness = 1.75" Width = 7.25" Weight = 3.3 lb.</p>	
<p>LVL912</p>	<p>LVL 2.1E 1 3/4" 9 1/2" Sold by = LF Thickness = 1.75" Width = 9.5" Weight = 4.4 lb.</p>	
<p>LVL914</p>	<p>LVL 2.1E 1 3/4" 9 1/4" Sold by = LF Thickness = 1.72" Width = 9.25" Weight = 4.3 lb.</p>	
<p>LVLPSL</p>	<p>Parallam PSL 5 1/4" X 5 1/4" Sold by = LF Thickness = 5.25" Width = 5.25" Weight = 8.7 lb.</p>	
<p>LVL11</p>	<p>APA Rim Board 11 7/8" X 12' Sold by = ea Thickness = 1.125" Width = 11.875" Length = 144" Weight = 42 lb.</p>	
<p>LVL14</p>	<p>APA Rim Board 14" X 12' Sold by = ea Thickness = 1.125" Width = 14" Length = 144" Weight = 48 lb.</p>	
<p>LVL16</p>	<p>APA Rim Board 16" X 12' Sold by = ea Thickness = 1.125" Width = 16" Length = 144" Weight = 55 lb.</p>	
<p>LVL18</p>	<p>APA Rim Board 18" X 12' Sold by = ea Thickness = 1.125" Width = 18" Length = 144" Weight = 62 lb.</p>	
<p>LVL9</p>	<p>APA Rim Board 9 1/2" X 12' Sold by = ea Thickness = 1.125" Width = 9.5" Length = 144" Weight = 33 lb.</p>	
<p>LVLSS11218</p>	<p>2.1E LVL Stair Stringers 1 1/2" X 11 7/8" X 18' Sold by = ea Thickness = 1.5" Width = 11.875" Length = 216" Weight = 85 lb.</p>	
<p>LVLSS11220</p>	<p>2.1E LVL Stair Stringers 1 1/2" X 11 7/8" X 20' Sold by = ea Thickness = 1.5" Width = 11.875" Length = 240" Weight = 94 lb.</p>	
<p>LVLSS18</p>	<p>1.6E LVL Stair Stringers 1 1/4" X 11 7/8" X 18' Sold by = ea Thickness = 1.25" Width = 11.875" Length = 216" Weight = 71 lb.</p>	

LVLSS20	1.6E LVL Stair Stringers 1 1/4" X 11 7/8" X 20'	
	Sold by = ea Thickness = 1.25" Width = 11.875" Length = 240" Weight = 79 lb.	
TLT4610	4 Ply 2X6 10'™ Glu-Lams Full Treat	
	Sold by = ea Thickness = 6" Width = 6" Length = 120" Weight = 144 lb.	
TLT4612	4 Ply 2X6 12' Glu-Lams 6' Min. Treat, Glued-No Nails, Rafter Ready	
	Sold by = ea Thickness = 6" Width = 6" Length = 144" Weight = 144 lb.	
TLT4616	4 Ply 2X6 16'™ Glu-Lams 6' Min. Treat, Glued-No Nails, Rafter Ready	
	Sold by = ea Thickness = 6" Width = 6" Length = 192" Weight = 144 lb.	
TLT4620	4 Ply 2X6 20' Glu-Lams 6' Min. Treat, Glued-No Nails, Rafter Ready	
	Sold by = ea Thickness = 4.5" Width = 8" Length = 240" Weight = 195 lb.	
TLT4622	4 Ply 2X6 22' Glu-Lams 6' Min. Treat, Glued-No Nails, Rafter Ready	
	Sold by = ea Thickness = 6" Width = 6" Length = 264" Weight = 144 lb.	
TLT4624	4 Ply 2X6 24' Glu-Lams 6' Min. Treat, Glued-No Nails, Rafter Ready	
	Sold by = ea Thickness = 6" Width = 6" Length = 288" Weight = 157 lb.	
TLT4626	4 Ply 2X6 26' Glu-Lams 6' Min. Treat, Glued-No Nails	
	Sold by = ea Thickness = 6" Width = 6" Length = 312" Weight = 183 lb.	
TLT4628	4 Ply 2X6 28' Glu-Lams 6' Min. Treat, Glued-No Nails	
	Sold by = ea Thickness = 6" Width = 6" Length = 336" Weight = 196 lb.	
TLT4630	4 Ply 2X6 30' Glu-Lams 6' Min. Treat, Glued-No Nails	
	Sold by = ea Thickness = 6" Width = 6" Length = 360" Weight = 210 lb.	
TLT4632	4 Ply 2X6 32' Glu-Lams 6' Min. Treat, Glued-No Nails	
	Sold by = ea Thickness = 6" Width = 6" Length = 384" Weight = 223 lb.	
TLT4634	4 Ply 2X6 34' Glu-Lams 6' Min. Treat, Glued-No Nails	
	Sold by = ea Thickness = 6" Width = 6" Length = 408" Weight = 236 lb.	

TLT4816	4 Ply 2X8 16' Glu-Lams 6' Min. Treat, Glued-No Nails, Rafter Ready Sold by = ea Thickness = 4.5" Width = 8" Length = 192" Weight = 180 lb.	
TLT4820	4 Ply 2X8 20' Glu-Lams 6' Min. Treat, Glued-No Nails, Rafter Ready Sold by = ea Thickness = 4.5" Width = 8" Length = 240" Weight = 180 lb.	
TLT4822	4 Ply 2X8 22' Glu-Lams 6' Min. Treat, Glued-No Nails, Rafter Ready Sold by = ea Thickness = 4.5" Width = 8" Length = 264" Weight = 180 lb.	
TLT4824	4 Ply 2X8 24' Glu-Lams 6' Min. Treat, Glued-No Nails, Rafter Ready Sold by = ea Thickness = 4.5" Width = 8" Length = 288" Weight = 180 lb.	
TLT4826	4 Ply 2X8 26' Glu-Lams 6' Min. Treat, Glued-No Nails Sold by = ea Thickness = 4.5" Width = 8" Length = 312" Weight = 195 lb.	
TLT4830	4 Ply 2X8 30' Glu-Lams 6' Min. Treat, Glued-No Nails Sold by = ea Thickness = 4.5" Width = 8" Length = 360" Weight = 300 lb.	
TLT4832	4 Ply 2X8 32' Glu-Lams 6' Min. Treat, Glued-No Nails Sold by = ea Thickness = 4.5" Width = 8" Length = 384" Weight = 320 lb.	
TLT4834	4 Ply 2X8 34' Glu-Lams 6' Min. Treat, Glued-No Nails Sold by = ea Thickness = 4.5" Width = 8" Length = 408" Weight = 340 lb.	
TLT4836	4 Ply 2X8 36' Glu-Lams 6' Min. Treat, Glued-No Nails Sold by = ea Thickness = 4.5" Width = 8" Length = 432" Weight = 360 lb.	
TLT610	3 Ply 2X6 10' Glu-Lams (40/Un) 6' Min. Treat, Glued-No Nails, Rafter Ready Sold by = ea Thickness = 4.5" Width = 6" Length = 120" Weight = 78 lb.	
TLT614	3 Ply 2X6 14' Glu-Lams (20/Un) 6' Min. Treat, Glued-No Nails, Rafter Ready Sold by = ea Thickness = 4.5" Width = 6" Length = 168" Weight = 78 lb.	
TLT616	3 Ply 2X6 16' Glu-Lams (20/Un) 6' Min. Treat, Glued-No Nails, Rafter Ready Sold by = ea Thickness = 4.5" Width = 6" Length = 192" Weight = 88 lb.	





TLT618	3 Ply 2X6 18' Glu-Lams (20/Un) 6' Min. Treat, Glued-No Nails, Rafter Ready Sold by = ea Thickness = 4.5" Width = 6" Length = 216" Weight = 98 lb.	
TLT620	3 Ply 2X6 20' Glu-Lams (20/Un) 6' Min. Treat, Glued-No Nails, Rafter Ready Sold by = ea Thickness = 4.5" Width = 6" Length = 240" Weight = 108 lb.	
TLT622	3 Ply 2X6 22' Glu-Lams (20/Un) 6' Min. Treat, Glued-No Nails, Rafter Ready Sold by = ea Thickness = 4.5" Width = 6" Length = 264" Weight = 118 lb.	
TLT624	3 Ply 2X6 24' Glu-Lams (20/Un) 6' Min. Treat, Glued-No Nails, Rafter Ready Sold by = ea Thickness = 4.5" Width = 6" Length = 288" Weight = 127 lb.	
TLT626	3 Ply 2X6 26' Glu-Lams (20/Un) 6' Min. Treat, Glued-No Nails Sold by = ea Thickness = 4.5" Width = 6" Length = 312" Weight = 137 lb.	
TLT628	3 Ply 2X6 28' Glu-Lams (20/Un) 6' Min. Treat, Glued-No Nails Sold by = ea Thickness = 4.5" Width = 6" Length = 336" Weight = 147 lb.	
TLT630	3 Ply 2X6 30' Glu-Lams (20/Un) 6' Min. Treat, Glued-No Nails Sold by = ea Thickness = 4.5" Width = 6" Length = 360" Weight = 157.5 lb.	
TLT632	3 Ply 2X6 32' Glu-Lams (20/Un) 6' Min. Treat, Glued-No Nails Sold by = ea Thickness = 4.5" Width = 6" Length = 384" Weight = 168 lb.	
TLT634	3 Ply 2X6 34' Glu-Lams (20/Un) 6' Min. Treat, Glued-No Nails Sold by = ea Thickness = 4.5" Width = 6" Length = 408" Weight = 177 lb.	
TLT636	3 Ply 2X6 36' Glu-Lams (20/Un) 6' Min. Treat, Glued-No Nails Sold by = ea Thickness = 4.5" Width = 6" Length = 432" Weight = 189 lb.	
TLT814	3 Ply 2X8 14' Glu-Lams (20/Un) 6' Min. Treat, Glued-No Nails, Rafter Ready Sold by = ea Thickness = 4.5" Width = 8" Length = 168" Weight = 106 lb.	
TLT816	3 Ply 2X8 16' Glu-Lams (20/Un) 6' Min. Treat, Glued-No Nails, Rafter Ready Sold by = ea Thickness = 4.5" Width = 8" Length = 192" Weight = 121 lb.	






TLT818	3 Ply 2X8 18' Glu-Lams (20/Un) 6' Min. Treat, Glued-No Nails, Rafter Ready Sold by = ea Thickness = 4.5" Width = 8" Length = 216" Weight = 136 lb.	
TLT820	3 Ply 2X8 20' Glu-Lams (20/Un) 6' Min. Treat, Glued-No Nails, Rafter Ready Sold by = ea Thickness = 4.5" Width = 8" Length = 240" Weight = 151 lb.	
TLT822	3 Ply 2X8 22' Glu-Lams (20/Un) 6' Min. Treat, Glued-No Nails, Rafter Ready Sold by = ea Thickness = 4.5" Width = 8" Length = 264" Weight = 166 lb.	
TLT824	3 Ply 2X8 24' Glu-Lams (20/Un) 6' Min. Treat, Glued-No Nails, Rafter Ready Sold by = ea Thickness = 4.5" Width = 8" Length = 288" Weight = 180 lb.	
TLT826	3 Ply 2X8 26' Glu-Lams (20/Un) 6' Min. Treat, Glued-No Nails Sold by = ea Thickness = 4.5" Width = 8" Length = 312" Weight = 195 lb.	
TLT828	3 Ply 2X8 28' Glu-Lams (20/Un) 6' Min. Treat, Glued-No Nails Sold by = ea Thickness = 4.5" Width = 8" Length = 336" Weight = 209 lb.	
TLT830	3 Ply 2X8 30' Glu-Lams (20/Un) 6' Min. Treat, Glued-No Nails Sold by = ea Thickness = 4.5" Width = 8" Length = 360" Weight = 238 lb.	
TLT832	3 Ply 2X8 32' Glu-Lams (20/Un) 6' Min. Treat, Glued-No Nails Sold by = ea Thickness = 4.5" Width = 8" Length = 384" Weight = 238 lb.	
TLT834	3 Ply 2X8 34' Glu-Lams (20/Un) 6' Min. Treat, Glued-No Nails Sold by = ea Thickness = 4.5" Width = 8" Length = 408" Weight = 253 lb.	
TLT836	3 Ply 2X8 36' Glu-Lams (20/Un) 6' Min. Treat, Glued-No Nails Sold by = ea Thickness = 4.5" Width = 8" Length = 432" Weight = 246 lb.	
TLT838	3 Ply 2X8 38' Glu-Lams (20/Un) 6' Min. Treat, Glued-No Nails Sold by = ea Thickness = 4.5" Width = 8" Length = 456" Weight = 246 lb.	




Wood Products / Fiberboard

Product Notes: Roof Insulator: Durable high-density moisture-resistant roof board manufactured to be used in applications where high strength and rigidity are needed – For use with Rubberall Roofing Membrane – Coated 1 side

Coated Sheathing: Durable high-density moisture-resistant roof board manufactured to be used in applications where high strength and rigidity are needed – For use with Rubberall Roofing Membrane – Coated 1 side

BPRI	BP Roof Insulator 1/2" 4 X 8 (96) Sold by = msf Width = 48" Length = 96" Weight = 19 lb.	
BPS128	BP Coated Sheathing 4X8-1/2" Non-Structural(96) Sold by = msf Width = 48" Length = 96" Weight = 20 lb.	
BPS129	BP Coated Sheathing 4X9-1/2" Non-Structural (96) Sold by = msf Width = 48" Length = 108" Weight = 22 lb.	
BPSB	BP Soundboard 4X8 1/2" (96) Sold by = msf Width = 48" Length = 96" Weight = 22 lb.	

RF128	5/8" 4 X 8 12" O.C. Roseburg Rough Sawn Fir (53) Sold by = msf Thickness = 0.625" Width = 48" Length = 96" Weight = 50 lb.	
RF129	5/8" 4 X 9 12" O.C. Roseburg Rough Sawn Fir (53) Sold by = msf Thickness = 0.625" Width = 48" Length = 108" Weight = 55 lb.	
RF38	3/8" 4X8 Roseburg Fir No Groove Rough Sawn SL (88) Sold by = msf Thickness = 0.375" Width = 48" Length = 96" Weight = 31 lb.	
RF88	5/8" 4 X 8 8" O.C. Roseburg Rough Sawn Fir (53) Sold by = msf Thickness = 0.625" Width = 48" Length = 96" Weight = 50 lb.	
RF89	5/8" 4 X 9 8" O.C. Roseburg Rough Sawn Fir(53) Sold by = msf Thickness = 0.625" Width = 48" Length = 108" Weight = 55 lb.	

HBP4	3/16" 4X8 Tempered Pegboard S1S (50) (Brown)	
Sold by = ea Thickness = 0.225" Width = 48" Length = 96" Weight = 31 lb.		
HBT4	3/16" 4X8 Tempered Hardboard S1S (50)	
Sold by = ea Thickness = 0.225" Width = 48" Length = 96" Weight = 33 lb.		
HBT8	1/8" 4X8 Tempered Hardboard S1S (100/50)	
Sold by = ea Thickness = 0.125" Width = 48" Length = 96" Weight = 22 lb.		

MEDFC

3/4" 49"X97" Mdf Board

Sold by = ea | Thickness = 0.75" Width = 49" Length = 97" Weight = 90 lb.



MDO12

1/2" Mdo/I Board 4X8 TWO Side Good(60)

Sold by = msf | Thickness = 0.5" Width = 48" Length = 96" Weight = 40 lb.



MDO34

3/4" Mdo/I Board 4X8 TWO Sides Good(40)


Sold by = msf | Thickness = 0.75" Width = 48" Length = 96" Weight = 60 lb.



MELM

Melamine 3/4" 49"X97" 2-Sided White

Sold by = ea | Weight = 90 lb.












PPDM16100

Old Globe Grain Elevator 1X6 Ship Lap - 100 Sq Ft Bdl Mixed Length Boards 3'-6'





Sold by = BDL | Weight = 200 lb.



COVER	7/16 OSB Cover Sheet Sold by = ea Thickness = 0.437" Width = 48" Length = 96" Weight = 30 lb.	
LP12	LP 1/2" 4X8 Osb (60) Sold by = msf Thickness = 0.5" Width = 48" Length = 96" Weight = 51 lb.	
LP1532	LP 15/32" 4X8 Osb (63) Sold by = msf Thickness = 0.469" Width = 48" Length = 96" Weight = 51 lb.	
LP1532FB1S	Flame Block G1S 4x8 15/32" (60) Sold by = ea Thickness = 0.469" Width = 48" Length = 96" Weight = 66.67 lb.	
LP1532FB2S	Flame Block G2S 4x8 15/32" (45) Sold by = msf Thickness = 0.469" Width = 48" Length = 96" Weight = 89 lb.	
LP34TG	LP 23/32" T&G 250 4X8 Osb (3/4") (Grey) (43) Sold by = msf Thickness = 0.719" Width = 48" Length = 96" Weight = 70 lb.	
LP34TGL	LP 23/32" T&G Legacy 4X8 Osb (3/4") (Yellow) (43) Sold by = msf Thickness = 0.719" Width = 48" Length = 96" Weight = 76 lb.	
LP34TGOP	LP 23/32" T&G Orange Plus 350 4X8 Osb (3/4") (Orange) (43) Sold by = msf Thickness = 0.719" Width = 48" Length = 96" Weight = 70 lb.	
LP58	LP 19/32" Square Edge 4X8 Osb (52) Sold by = msf Thickness = 0.534" Width = 48" Length = 96" Weight = 60 lb.	
LP58TG	LP 19/32" T&G 4X8 Osb (52) Sold by = msf Thickness = 0.534" Width = 48" Length = 96" Weight = 60 lb.	
LP716	LP 7/16" 4X8 Osb (69) Sold by = msf Thickness = 0.437" Width = 48" Length = 96" Weight = 45 lb.	
LP716FB	Flame Block G1S 4x8 7/16" (66) Sold by = msf Thickness = 0.437" Width = 48" Length = 96" Weight = 59.62 lb.	

LPNC7168	Lp "Novacore" 7/16 Osb W/ 1" Foam - 4X8 R-5 Value (30)	Sold by = msf Width = 48" Length = 96" Weight = 54 lb.	
LPNC7169	Lp "Novacore" 7/16 Osb W/ 1" Foam - 4X9 R-5 Value (30)	Sold by = msf Width = 48" Length = 108" Weight = 61 lb.	
WB14	1/4" Osb 4X8 (136-150)	Sold by = msf Thickness = 0.25" Width = 48" Length = 96" Weight = 28.67 lb.	
WB71610	7/16" 4 X 10 Osb (64)	Sold by = msf Thickness = 0.437" Width = 48" Length = 120" Weight = 55 lb.	
WB7169	7/16" 4 X 9 Osb (64-78) *Check Pc Count	Sold by = msf Thickness = 0.437" Width = 48" Length = 108" Weight = 49 lb.	
WF12	West Fraser 1/2" Osb 4X8 (58-64)	Sold by = msf Thickness = 0.5" Width = 48" Length = 96" Weight = 49 lb.	
WF1532	West Fraser 15/32" Osb 4X8 (60-65)	Sold by = msf Thickness = 0.469" Width = 48" Length = 96" Weight = 50 lb.	
WF34	West Fraser 23/32" Square-Edge Osb 4X8 (3/4") (42)	Sold by = msf Thickness = 0.719" Width = 48" Length = 96" Weight = 66 lb.	
WF34TG	West Fraser 23/32" T&G Osb "Truflor" 4X8 (3/4") (42-48)	Sold by = msf Thickness = 0.719" Width = 48" Length = 96" Weight = 67 lb.	
WF34TGD	West Fraser 23/32" T&G Durastrand Osb 4X8 (3/4") (Purple) (42-48)	Sold by = msf Thickness = 0.719" Width = 48" Length = 96" Weight = 65 lb.	
WF58	West Fraser 19/32" Square-Edge Osb 4X8 (5/8") (48-52)	Sold by = msf Thickness = 0.534" Width = 48" Length = 96" Weight = 57 lb.	
WF58TG	West Fraser 19/32" T&G Osb 4X8 (5/8") (58)	Sold by = msf Thickness = 0.534" Width = 48" Length = 96" Weight = 58 lb.	

WF716	West Fraser 7/16" Osb 4X8 (68)	
	Sold by = msf Thickness = 0.437" Width = 48" Length = 96" Weight = 45 lb.	
WL128	LP Weatherlogic 1/2" 4X8 Osb (60)	
	Sold by = msf Thickness = 0.5" Width = 48" Length = 96" Weight = 42 lb.	
WL588	LP Weatherlogic 5/8" 4X8 Osb (50)	
	Sold by = msf Thickness = 0.625" Width = 48" Length = 96" Weight = 70 lb.	
WL71610	LP Weatherlogic 7/16" 4X10 Osb (69)	
	Sold by = msf Thickness = 0.437" Width = 48" Length = 120" Weight = 60 lb.	
WL7168	LP Weatherlogic 7/16" 4X8 Osb (69)	
	Sold by = msf Thickness = 0.437" Width = 48" Length = 96" Weight = 45 lb.	
WL7169	LP Weatherlogic 7/16" 4X9 Osb (69)	
	Sold by = msf Thickness = 0.437" Width = 48" Length = 108" Weight = 60 lb.	
WLST3	LP Weatherlogic 3-3/4"X90' Seam/Flashing Tape (12/Ctn)	
	Sold by = ea Weight = 1.25 lb.	
WLST6	LP Weatherlogic 6"X90' Seam/Flashing Tape (8/Ctn)	
	Sold by = ea Weight = 2 lb.	

PAB12	1/2" Particle Board 4 X 8	
Sold by = msf Thickness = 0.5" Width = 48" Length = 96" Weight = 60 lb.		
PAB34	3/4" Particle Board 4 X 8	
Sold by = msf Thickness = 0.75" Width = 48" Length = 96" Weight = 90 lb.		
PAB34IND	Industrial Particle Board 3/4" 49"X97"	
Sold by = msf Thickness = 0.75" Width = 49" Length = 97" Weight = 93 lb.		
PAB58	5/8" Particle Board 4 X 8	
Sold by = msf Thickness = 0.625" Width = 48" Length = 96" Weight = 72 lb.		

PSW1612 16" X 12' White Particle Board Shelving Square Edge

Sold by = ea | Thickness = 0.75" Width = 16" Length = 144"



PSW1212 12" X 12' White Particle Board Shelving Square Edge

Sold by = ea | Thickness = 0.75" Width = 12" Length = 144"



PSW2412 24" X 12' White Particle Board Shelving Square Edge

Sold by = ea | Thickness = 0.75" Width = 24" Length = 144" Weight = 66 lb.



<p>PBB211008</p>	<p>1X10-08 #2 ESLP Pine Board (5/Row) Sold by = mbf Thickness = 1" Width = 10" Length = 96" Weight = 12 lb.</p>	
<p>PBB211010</p>	<p>1X10-10 #2 ESLP Pine Board (5/Row) Sold by = mbf Thickness = 1" Width = 10" Length = 120" Weight = 15 lb.</p>	
<p>PBB211012</p>	<p>1X10-12 #2 ESLP Pine Board (5/Row) Sold by = mbf Thickness = 1" Width = 10" Length = 144" Weight = 18 lb.</p>	
<p>PBB211014</p>	<p>1X10-14 #2 ESLP Pine Board (5/Row) Sold by = mbf Thickness = 1" Width = 10" Length = 168" Weight = 21 lb.</p>	
<p>PBB211016</p>	<p>1X10-16 #2 ESLP Pine Board (5/Row) Sold by = mbf Thickness = 1" Width = 10" Length = 192" Weight = 24 lb.</p>	
<p>PBB211208</p>	<p>1X12-08 #2 ESLP Pine Board (4/Row) Sold by = mbf Thickness = 1" Width = 12" Length = 96" Weight = 14.4 lb.</p>	
<p>PBB211210</p>	<p>1X12-10 #2 ESLP Pine Board (4/Row) Sold by = mbf Thickness = 1" Width = 12" Length = 120" Weight = 18 lb.</p>	
<p>PBB211212</p>	<p>1X12-12 #2 ESLP Pine Board (4/Row) Sold by = mbf Thickness = 1" Width = 12" Length = 144" Weight = 21.6 lb.</p>	
<p>PBB211214</p>	<p>1X12-14 #2 ESLP Pine Board (4/Row) Sold by = mbf Thickness = 1" Width = 12" Length = 168" Weight = 25.2 lb.</p>	
<p>PBB211216</p>	<p>1X12-16 #2 ESLP Pine Board (4/Row) Sold by = mbf Thickness = 1" Width = 12" Length = 192" Weight = 28.8 lb.</p>	
<p>PBB21408</p>	<p>1X4-08 #2 ESLP Pine Board (12/Row) Sold by = mbf Thickness = 1" Width = 4" Length = 96" Weight = 4.8 lb.</p>	
<p>PBB21410</p>	<p>1X4-10 #2 ESLP Pine Board (12/Row) Sold by = mbf Thickness = 1" Width = 4" Length = 120" Weight = 6 lb.</p>	

<p>PBB21412</p>	<p>1X4-12 #2 ESLP Pine Board (12/Row) Sold by = mbf Thickness = 1" Width = 4" Length = 144" Weight = 7.2 lb.</p>	
<p>PBB21414</p>	<p>1X4-14 #2 ESLP Pine Board (12/Row) Sold by = mbf Thickness = 1" Width = 4" Length = 168" Weight = 8.4 lb.</p>	
<p>PBB21416</p>	<p>1X4-16 #2 ESLP Pine Board (12/Row) Sold by = mbf Thickness = 1" Width = 4" Length = 192" Weight = 9.6 lb.</p>	
<p>PBB21608</p>	<p>1X6-08 #2 ESLP Pine Board (8/Row) Sold by = mbf Thickness = 1" Width = 6" Length = 96" Weight = 7.2 lb.</p>	
<p>PBB21610</p>	<p>1X6-10 #2 ESLP Pine Board (8/Row) Sold by = mbf Thickness = 1" Width = 6" Length = 120" Weight = 9 lb.</p>	
<p>PBB21612</p>	<p>1X6-12 #2 ESLP Pine Board (8/Row) Sold by = mbf Thickness = 1" Width = 6" Length = 144" Weight = 10.8 lb.</p>	
<p>PBB21614</p>	<p>1X6-14 #2 ESLP Pine Board (8/Row) Sold by = mbf Thickness = 1" Width = 6" Length = 168" Weight = 12.6 lb.</p>	
<p>PBB21616</p>	<p>1X6-16 #2 ESLP Pine Board (8/Row) Sold by = mbf Thickness = 1" Width = 6" Length = 192" Weight = 14.4 lb.</p>	
<p>PBB21808</p>	<p>1X8-08 #2 ESLP Pine Board (6/Row) Sold by = mbf Thickness = 1" Width = 8" Length = 96" Weight = 9.6 lb.</p>	
<p>PBB21810</p>	<p>1X8-10 #2 ESLP Pine Board (6/Row) Sold by = mbf Thickness = 1" Width = 8" Length = 120" Weight = 12 lb.</p>	
<p>PBB21812</p>	<p>1X8-12 #2 ESLP Pine Board (6/Row) Sold by = mbf Thickness = 1" Width = 8" Length = 144" Weight = 14.4 lb.</p>	
<p>PBB21814</p>	<p>1X8-14 #2 ESLP Pine Board (6/Row) Sold by = mbf Thickness = 1" Width = 8" Length = 168" Weight = 16.8 lb.</p>	

<p>PBB21816</p>	<p>1X8-16 #2 ESLP Pine Board (6/Row) Sold by = mbf Thickness = 1" Width = 8" Length = 192" Weight = 19.2 lb.</p>	
<p>PBB31408</p>	<p>1X4-08 #3 ESLP Pine Board (12/Row) Sold by = mbf Thickness = 1" Width = 4" Length = 96" Weight = 4.8 lb.</p>	
<p>PBB31410</p>	<p>1X4-10 #3 ESLP Pine Board (12/Row) Sold by = mbf Thickness = 1" Width = 4" Length = 120" Weight = 6 lb.</p>	
<p>PBB31412</p>	<p>1X4-12 #3 ESLP Pine Board (12/Row) Sold by = mbf Thickness = 1" Width = 4" Length = 144" Weight = 7.2 lb.</p>	
<p>PBB31414</p>	<p>1X4-14 #3 ESLP Pine Board (12/Row) Sold by = mbf Thickness = 1" Width = 4" Length = 168" Weight = 8.4 lb.</p>	
<p>PBB31416</p>	<p>1X4-16 #3 ESLP Pine Board (12/Row) Sold by = mbf Thickness = 1" Width = 4" Length = 192" Weight = 9.6 lb.</p>	
<p>PBB31610</p>	<p>1X6-10 #3 ESLP Pine Board (8/Row) Sold by = mbf Thickness = 1" Width = 6" Length = 120" Weight = 9 lb.</p>	
<p>PBB31614</p>	<p>1X6-14 #3 ESLP Pine Board (8/Row) Sold by = mbf Thickness = 1" Width = 6" Length = 168" Weight = 12.6 lb.</p>	
<p>PPFE1608</p>	<p>1X6-08 #3 Pine Pre-Fin E.M. WP4/Flat Back *White Tag* full bundles only 4pcs/bdl Sold by = BDL Thickness = 1" Width = 6" Length = 96" Weight = 8 lb.</p>	
<p>PPFE1610</p>	<p>1X6-10 #3 Pine Pre-Fin E.M. WP4/Flat Back (4/Bdl) *White Tag* Sold by = BDL Thickness = 1" Width = 6" Length = 120" Weight = 10 lb.</p>	
<p>PPFE1612</p>	<p>1X6-12 #3 Pre-Fin E.M. WP4 Pine/Flat Back (4/Bdl) *White Tag* full bundles only Sold by = BDL Thickness = 1" Width = 6" Length = 144" Weight = 12 lb.</p>	
<p>PPFE1614</p>	<p>1X6-14 #3 Pre-Fin E.M. WP4 Pine/Flat Back (4/Bdl) *White Tag* Sold by = BDL Thickness = 1" Width = 6" Length = 168" Weight = 14 lb.</p>	

<p>PPFE1616</p>	<p>1X6-16 #3 Pre-Fin E.M. WP4 Pine/Flat Back (4/Bdl) *White Tag* Sold by = BDL Thickness = 1" Width = 6" Length = 192" Weight = 16 lb.</p>	
<p>PPR1608</p>	<p>1X6-08 #2 Unfin WP4/N.Gap S.E. Pine (4/Bdl) *Pink Tag* Dual Pattern Sold by = BDL Thickness = 1" Width = 6" Length = 96" Weight = 7 lb.</p>	
<p>PPR1610</p>	<p>1X6-10 #2 Unfin WP4/N.Gap S.E. Pine (4/Bdl) *Pink Tag* Dual Pattern Sold by = BDL Thickness = 1" Width = 6" Length = 120" Weight = 8.75 lb.</p>	
<p>PPR1612</p>	<p>1X6-12 #2 Unfin WP4/N.Gap S.E. Pine (4/Bdl) *Pink Tag* Dual Pattern Sold by = BDL Thickness = 1" Width = 6" Length = 144" Weight = 10.5 lb.</p>	
<p>PPR1614</p>	<p>1X6-14 #2 Unfin WP4/N.Gap S.E. Pine (4/Bdl) *Pink Tag* Dual Pattern Sold by = BDL Thickness = 1" Width = 6" Length = 168" Weight = 12.25 lb.</p>	
<p>PPR1616</p>	<p>1X6-16 #2 Unfin WP4/N.Gap S.E. Pine (4/Bdl) *Pink Tag* Dual Pattern Sold by = BDL Thickness = 1" Width = 6" Length = 192" Weight = 14 lb.</p>	
<p>PPW1608</p>	<p>1X6-08 #2 WP4/WP116 Unfin E.M. Pine (4/Bdl) *Blue Tag* Dual Pattern Sold by = BDL Thickness = 1" Width = 6" Length = 96" Weight = 7 lb.</p>	
<p>PPW1610</p>	<p>1X6-10 #2 WP4/WP116 Unfin E.M. Pine (4/Bdl) *Blue Tag* Dual Pattern Sold by = BDL Thickness = 1" Width = 6" Length = 120" Weight = 8.75 lb.</p>	
<p>PPW1612</p>	<p>1X6-12 #2 WP4/WP116 Unfin E.M. Pine (4/Bdl) *Blue Tag* Dual Pattern Sold by = BDL Thickness = 1" Width = 6" Length = 144" Weight = 10.5 lb.</p>	
<p>PPW1614</p>	<p>1X6-14 #2 WP4/WP116 Unfin E.M. Pine (4/Bdl) *Blue Tag* Dual Pattern Sold by = BDL Thickness = 1" Width = 6" Length = 168" Weight = 12.25 lb.</p>	
<p>PPW1616</p>	<p>1X6-16 #2 WP4/WP116 Unfin E.M. Pine (4/Bdl) *Blue Tag* Dual Pattern Sold by = BDL Thickness = 1" Width = 6" Length = 192" Weight = 14 lb.</p>	
<p>PPW1808</p>	<p>1X8-08 #2 WP4/WP116 Unfin Pine (4/Bdl) *Yellow Tag* Dual Pattern Sold by = BDL Thickness = 1" Width = 8" Length = 96" Weight = 10 lb.</p>	

PPW1810	1X8-10 #2 WP4/WP116 Unfin Pine (4/Bdl) *Yellow Tag* Dual Pattern	
Sold by = BDL Thickness = 1" Width = 8" Length = 120" Weight = 12.5 lb.		
PPW1812	1X8-12 #2 WP4/WP116 Unfin Pine (4/Bdl) *Yellow Tag* Dual Pattern	
Sold by = BDL Thickness = 1" Width = 8" Length = 144" Weight = 15 lb.		
PPW1814	1X8-14 #2 WP4/WP116 Unfin Pine (4/Bdl) *Yellow Tag* Dual Pattern	
Sold by = BDL Thickness = 1" Width = 8" Length = 168" Weight = 17.5 lb.		
PPW1816	1X8-16 #2 WP4/WP116 Unfin Pine (4/Bdl) *Yellow Tag* Dual Pattern	
Sold by = BDL Thickness = 1" Width = 8" Length = 192" Weight = 20 lb.		

SYPOC38

3/8" Roughsawn Syp Premium Siding 4X8 (52)

Sold by = msf | Thickness = 0.375" Width = 48" Length = 96" Weight = 31 lb.



SYPOC458

5/8" 4" Oc Syp Premium Siding 4X8 "T1-11" (66)

Sold by = msf | Thickness = 0.625" Width = 48" Length = 96" Weight = 60 lb.



SYPOC858

5/8" 8" Oc Syp Premium Siding 4X8 "T1-11" (66)




Sold by = msf | Thickness = 0.625" Width = 48" Length = 96" Weight = 60 lb.



<p>ACF12</p>	<p>Plywood AC Fir 15/32" (1/2) 4X8 (65) (STC) Sold by = msf Thickness = 0.5" Width = 48" Length = 96" Weight = 40 lb.</p>	
<p>ACF14</p>	<p>Plywood AC Fir-1/4" 4X8 (100) (STC) Sold by = msf Thickness = 0.25" Width = 48" Length = 96" Weight = 22 lb.</p>	
<p>ACF34</p>	<p>Plywood AC Fir -23/32" (3/4)4X8 (44) (STC) Sold by = msf Thickness = 0.75" Width = 48" Length = 96" Weight = 60 lb.</p>	
<p>ACF38</p>	<p>Plywood AC Fir -11/32" (3/8) 4X8 (88) (STC) Sold by = msf Thickness = 0.375" Width = 48" Length = 96" Weight = 31 lb.</p>	
<p>ACF58</p>	<p>Plywood AC Fir -19/32" (5/8) 4X8 (53) (STC) Sold by = msf Thickness = 0.625" Width = 48" Length = 96" Weight = 50 lb.</p>	
<p>ACM12</p>	<p>Plywood AB Marine Fir 1/2" 4X8 (60) Sold by = ea Thickness = 0.5" Width = 48" Length = 96" Weight = 45 lb.</p>	
<p>ACM34</p>	<p>Plywood AB Marine Fir 3/4" 4X8 (40) Sold by = ea Thickness = 0.75" Width = 48" Length = 96" Weight = 65 lb.</p>	
<p>ACM58</p>	<p>Plywood AB Marine Fir 5/8" 4X8 (50) Sold by = ea Thickness = 0.625" Width = 48" Length = 96" Weight = 55 lb.</p>	
<p>ACSP12</p>	<p>AC 1/2" SYP 4X8 Plywood (84) Sold by = msf Thickness = 0.5" Width = 48" Length = 96" Weight = 42 lb.</p>	
<p>ACSP34</p>	<p>AC 3/4" SYP 4X8 Plywood (55) Sold by = msf Thickness = 0.75" Width = 48" Length = 96" Weight = 62.5 lb.</p>	
<p>ACSP38</p>	<p>AC 3/8" SYP 4X8 Plywood (105) Sold by = msf Thickness = 0.375" Width = 48" Length = 96" Weight = 33 lb.</p>	
<p>ACSP58</p>	<p>AC 5/8" SYP 4X8 Plywood (66) Sold by = msf Thickness = 0.625" Width = 48" Length = 96" Weight = 52 lb.</p>	

CDXF12	4 PLY 15/32" (1/2") Fir CD-X Plywood 4X8 4 Ply (60) Sold by = msf Thickness = 0.5" Width = 48" Length = 96" Weight = 43 lb.	
CDXF1210	15/32" (1/2") Fir CD-X Plywood 4X10 4 Ply (66) Sold by = msf Thickness = 0.5" Width = 48" Length = 120" Weight = 59 lb.	
CDXF125	5 PLY 15/32" (1/2") Fir CD-X Plywood 4X8 5 Ply (66) Sold by = msf Thickness = 0.5" Width = 48" Length = 96" Weight = 43 lb.	
CDXF129	15/32" (1/2") Fir CD-X Plywood 4X9 4 Ply (66) Sold by = msf Thickness = 0.5" Width = 48" Length = 108" Weight = 45 lb.	
CDXF34	23/32" (3/4") Fir CD-X Plywood 4X8 (46) Sold by = msf Thickness = 0.75" Width = 48" Length = 96" Weight = 60 lb.	
CDXF38	11/32" (3/8") Fir CD-X Plywood 4X8 (88) Sold by = msf Thickness = 0.375" Width = 48" Length = 96" Weight = 31 lb.	
CDXF58	19/32" (5/8") Fir CD-X Plywood 4X8 (55) Sold by = msf Thickness = 0.625" Width = 48" Length = 96" Weight = 50 lb.	
CDXS12	15/32" (1/2") Syp CD-X Plywood 4X8 4-Ply (70) Sold by = msf Thickness = 0.5" Width = 48" Length = 96" Weight = 42 lb.	
CDXS34	23/32" (3/4") Syp CD-X Plywood 4X8 (46/unit) Sold by = msf Thickness = 0.75" Width = 48" Length = 96" Weight = 60 lb.	
CDXS38	11/32" (3/8") Syp CD-X Plywood 4 X 8 (90) Sold by = msf Thickness = 0.375" Width = 48" Length = 96" Weight = 31 lb.	
CDXS58	19/32" (5/8") Syp CD-X Plywood 4X8 (56) Sold by = msf Thickness = 0.625" Width = 48" Length = 96" Weight = 50 lb.	
FTPLY12	FIRE Treated 4X8 1/2" Plywood Cdx Dricon/Flamepro (70/Unit) Sold by = msf Thickness = 0.5" Width = 48" Length = 96" Weight = 52 lb.	

FTPLY34	FIRE Treated 4X8 3/4" Plywood Cdx Dricon/Flamepro (46/Unit)	
	Sold by = msf Thickness = 0.75" Width = 48" Length = 96" Weight = 85 lb.	
FTPLY58	FIRE Treated 4X8 5/8" Plywood Cdx Dricon/Flamepro (55/Unit)	
	Sold by = msf Thickness = 0.625" Width = 48" Length = 96" Weight = 73 lb.	
MUBIR12	Plywood Birch 1/2" A-1 VC Rotary 5-Ply Murphy	
	Sold by = ea Width = 48" Length = 96" Weight = 47.5 lb.	
MUBIR14	Plywood Birch 1/4" A-4 VC Rotary Murphy	
	Sold by = ea Width = 48" Length = 96" Weight = 19.5 lb.	
MUBIR34	Plywood Birch 3/4" A-1 VC Rotary 7-Ply Murphy	
	Sold by = ea Width = 48" Length = 96" Weight = 68 lb.	
MUMP14	Plywood White Maple 1/4" B-4 VC Rotary Murphy *ST. CLOUD ITEM*	
	Sold by = ea Width = 48" Length = 96" Weight = 20 lb.	
MUMP34	Plywood White Maple 3/4" B-1 VC Rotary Murphy *ST. CLOUD ITEM*	
	Sold by = ea Width = 48" Length = 96" Weight = 68 lb.	
MUOAK12	Plywood Red Oak 1/2" A-1 VC Rotary 5-Ply Murphy	
	Sold by = ea Width = 48" Length = 96" Weight = 48 lb.	
MUOAK14	Plywood Red Oak 1/4" A-4 VC Rotary Murphy	
	Sold by = ea Width = 48" Length = 96" Weight = 20 lb.	
MUOAK34	Plywood Red Oak 3/4" A-1 VC Rotary 7-Ply Murphy	
	Sold by = ea Width = 48" Length = 96" Weight = 68 lb.	
MUOAKMD	Plywood Red Oak 3/4" A-1 MDF Rotary Murphy	
	Sold by = ea Width = 48" Length = 96" Weight = 98 lb.	
PTS34TG	23/32 T&G (3/4" PTS) SYP STURDI FLOOR 4x8 (47)	
	Sold by = msf Thickness = 0.75" Width = 48" Length = 96" Weight = 60 lb.	

PTSF12SE	Plywood TS (Fir) 4X8 1/2" CD U/L SE (60-66)	
Sold by = msf Thickness = 0.5" Width = 48" Length = 96" Weight = 42 lb.		
PTSF34TG	Plywood TS T&G (Fir) 4X8 3/4" Plywood CD U/L Full Face (44)	
Sold by = msf Thickness = 0.75" Width = 48" Length = 96" Weight = 60 lb.		
PTSF58SE	Plywood TS (Fir) 4X8 5/8" CD U/L SE (50-53)	
Sold by = msf Thickness = 0.625" Width = 48" Length = 96" Weight = 60 lb.		
zz_CDXS34_0001	23/32" (3/4") Syp CD-X Plywood 4X8 MILL CERT(46/unit)	
Sold by = Thickness = 0.75" Width = 48" Length = 96" Weight = 60 lb.		

Wood Products / Railroad Ties

Product Notes: **Ties #2:** 2-3 Good sides, end splits, plate wear, generally older ties. Entry level or price point tie. Good fence post and general landscaping tie.

Ties #3: 1-2 Good sides, end splits, may not be fully straight or square with greater plate wear. Price point tie for fence posts, property lines, etc.

RT2

#2 Used Railroad Ties (White Tag) Landscape Grade 16/unit

Sold by = ea | Thickness = 7" Width = 9" Length = 102" Weight = 170 lb.




RT3

#3 Used Railroad Ties (Orange Tag) Landscape Grade 16/unit

Sold by = ea | Thickness = 7" Width = 9" Length = 102" Weight = 170 lb.



RD1650408	1650 MSR 2 X 4 X 8' (294) (5.333)	
Sold by = mbf Thickness = 2" Width = 4" Length = 96" Weight = 9 lb.		
RD1650410	1650 MSR 2 X 4 X 10'(294) (6.666)	
Sold by = mbf Thickness = 2" Width = 4" Length = 120" Weight = 12 lb.		
RD1650412	1650 MSR 2 X 4 X 12'(294) (8.0)	
Sold by = mbf Thickness = 2" Width = 4" Length = 144" Weight = 14 lb.		
RD1650414	1650 MSR 2 X 4 X 14'(294) (9.333)	
Sold by = mbf Thickness = 2" Width = 4" Length = 168" Weight = 16 lb.		
RD1650416	1650 MSR 2 X 4 X 16'(294) (10.666)	
Sold by = mbf Thickness = 2" Width = 4" Length = 192" Weight = 19 lb.		
RD1650418	1650 MSR 2 X 4 X 18'(294)(12.0)	
Sold by = mbf Thickness = 2" Width = 4" Length = 216" Weight = 20 lb.		
RD1650420	1650 MSR 2 X 4 X 20'(294)(13.333)	
Sold by = mbf Thickness = 2" Width = 4" Length = 240" Weight = 23 lb.		
RD1650608	1650 MSR 2 X 6 X 8' (189) (8.0)	
Sold by = mbf Thickness = 2" Width = 6" Length = 96" Weight = 13 lb.		
RD1650610	1650 MSR 2 X 6 X 10'(189) (10.0)	
Sold by = mbf Thickness = 2" Width = 6" Length = 120" Weight = 16 lb.		
RD1650612	1650 MSR 2 X 6 X 12'(189) (12.0)	
Sold by = mbf Thickness = 2" Width = 6" Length = 144" Weight = 19.05 lb.		
RD1650614	1650 MSR 2 X 6 X 14'(189)(14.0)	
Sold by = mbf Thickness = 2" Width = 6" Length = 168" Weight = 22 lb.		
RD1650616	1650 MSR 2 X 6 X 16'(189)(16.0)	
Sold by = mbf Thickness = 2" Width = 6" Length = 192" Weight = 25 lb.		













<p>RD1650618</p>	<p>1650 MSR 2 X 6 X 18'(189)(18.0) Sold by = mbf Thickness = 2" Width = 6" Length = 216" Weight = 28 lb.</p>	
<p>RD1650620</p>	<p>1650 MSR 2 X 6 X 20'(189)(20.0) Sold by = mbf Thickness = 2" Width = 6" Length = 240" Weight = 32 lb.</p>	
<p>RD2100408</p>	<p>RANDOMS 2100 MSR 2 x 4 x 8' Sold by = mbf Thickness = 2" Width = 4" Length = 96"</p>	
<p>RD2100410</p>	<p>RANDOMS 2100 MSR 2 x 4 x 10' Sold by = mbf Thickness = 2" Width = 4" Length = 120"</p>	
<p>RD2100412</p>	<p>RANDOMS 2100 MSR 2 x 4 x 12' Sold by = mbf Thickness = 2" Width = 4" Length = 144"</p>	
<p>RD2100414</p>	<p>RANDOMS 2100 MSR 2 x 4 x 14' Sold by = mbf Thickness = 2" Width = 4" Length = 168"</p>	
<p>RD2100416</p>	<p>RANDOMS 2100 MSR 2 x 4 x 16' Sold by = mbf Thickness = 2" Width = 4" Length = 192"</p>	
<p>RD2100418</p>	<p>RANDOMS 2100 MSR 2 x 4 x 18' Sold by = mbf Thickness = 2" Width = 4" Length = 216"</p>	
<p>RD2100420</p>	<p>RANDOMS 2100 MSR 2 x 4 x 20' Sold by = mbf Thickness = 2" Width = 4" Length = 240"</p>	
<p>RD2100608</p>	<p>RANDOMS 2100 MSR 2 x 6 x 8' Sold by = mbf Thickness = 2" Width = 6" Length = 96"</p>	
<p>RD2100610</p>	<p>RANDOMS 2100 MSR 2 X 6 x 10' Sold by = mbf Thickness = 2" Width = 6" Length = 120"</p>	
<p>RD2100612</p>	<p>RANDOMS 2100 MSR 2 x 6 x 12' Sold by = mbf Thickness = 2" Width = 6" Length = 144"</p>	





RD2100614	RANDOMS 2100 MSR 2 x 6 x 14' Sold by = mbf Thickness = 2" Width = 6" Length = 168"
RD2100616	RANDOMS 2100 MSR 2 x 6 x 16' Sold by = mbf Thickness = 2" Width = 6" Length = 192"
RD2100618	RANDOMS 2100 MSR 2 x 6 x 18' Sold by = mbf Thickness = 2" Width = 6" Length = 216"
RD2100620	RANDOMS 2100 MSR 2 x 6 x 20' Sold by = mbf Thickness = 2" Width = 6" Length = 240"
RD24001008	RANDOMS 2400 MSR 2 x 10 x 8' Sold by = mbf Thickness = 2" Width = 10" Length = 96"
RD24001010	RANDOMS 2400 MSR 2 x 10 x 10' Sold by = mbf Thickness = 2" Width = 10" Length = 120"
RD24001012	RANDOMS 2400 MSR 2 x 10 x 12' Sold by = mbf Thickness = 2" Width = 10" Length = 144"
RD24001014	RANDOMS 2400 MSR 2 x 10 x 14' Sold by = mbf Thickness = 2" Width = 10" Length = 168"
RD24001016	RANDOMS 2400 MSR 2 x 10 x 16' Sold by = mbf Thickness = 2" Width = 10" Length = 192"
RD24001018	RANDOMS 2400 MSR 2 x 10 x 18' Sold by = mbf Thickness = 2" Width = 10" Length = 216"
RD24001020	RANDOMS 2400 MSR 2 x 10 x 20' Sold by = mbf Thickness = 2" Width = 10" Length = 240"
RD2400408	RANDOMS 2400 MSR 2 x 4 x 8' Sold by = mbf Thickness = 2" Width = 4" Length = 96"

RD2400410	RANDOMS 2400 MSR 2 x 4 x 10' Sold by = mbf Thickness = 2" Width = 4" Length = 120"
RD2400412	RANDOMS 2400 MSR 2 x 4 x 12' Sold by = mbf Thickness = 2" Width = 4" Length = 144"
RD2400414	RANDOMS 2400 MSR 2 x 4 x 14' Sold by = mbf Thickness = 2" Width = 4" Length = 168"
RD2400416	RANDOMS 2400 MSR 2 x 4 x 16' Sold by = mbf Thickness = 2" Width = 4" Length = 192"
RD2400418	RANDOMS 2400 MSR 2 x 4 x 18' Sold by = mbf Thickness = 2" Width = 4" Length = 216"
RD2400420	RANDOMS 2400 MSR 2 x 4 x 20' Sold by = mbf Thickness = 2" Width = 4" Length = 240"
RD2400608	RANDOMS 2400 MSR 2 x 6 x 8' Sold by = mbf Thickness = 2" Width = 6" Length = 96"
RD2400610	RANDOMS 2400 MSR 2 x 6 x 10' Sold by = mbf Thickness = 2" Width = 6" Length = 120"
RD2400612	RANDOMS 2400 MSR 2 x 6 x 12' Sold by = mbf Thickness = 2" Width = 6" Length = 144"
RD2400614	RANDOMS 2400 MSR 2 x 6 x 14' Sold by = mbf Thickness = 2" Width = 6" Length = 168"
RD2400616	RANDOMS 2400 MSR 2 x 6 x 16' Sold by = mbf Thickness = 2" Width = 6" Length = 192"
RD2400618	RANDOMS 2400 MSR 2 x 6 x 18' Sold by = mbf Thickness = 2" Width = 6" Length = 216"













RD2400620	RANDOMS 2400 MSR 2 x 6 x 20' Sold by = mbf Thickness = 2" Width = 6" Length = 240"
RD2400808	RANDOMS 2400 MSR 2 x 8 x 8' Sold by = mbf Thickness = 2" Width = 8" Length = 96"
RD2400810	RANDOMS 2400 MSR 2 x 8 x 10' Sold by = mbf Thickness = 2" Width = 8" Length = 120"
RD2400812	RANDOMS 2400 MSR 2 x 8 x 12' Sold by = mbf Thickness = 2" Width = 8" Length = 144"
RD2400814	RANDOMS 2400 MSR 2 x 8 x 14' Sold by = mbf Thickness = 2" Width = 8" Length = 168"
RD2400816	RANDOMS 2400 MSR 2 x 8 x 16' Sold by = mbf Thickness = 2" Width = 8" Length = 192"
RD2400818	RANDOMS 2400 MSR 2 x 8 x 18' Sold by = mbf Thickness = 2" Width = 8" Length = 216"
RD2400820	RANDOMS 2400 MSR 2 x 8 x 20' Sold by = mbf Thickness = 2" Width = 8" Length = 240"
RDBS408	2X4X8' Biewer Select (294) (5.333 Bf) Sold by = mbf Thickness = 2" Width = 4" Length = 96" Weight = 9 lb.
RDBS410	2X4X10' Biewer Select (294) (6.666 Bf) Sold by = mbf Thickness = 2" Width = 4" Length = 120" Weight = 12 lb.
RDBS412	2X4X12' Biewer Select (294) (8.0 Bf) Sold by = mbf Thickness = 2" Width = 4" Length = 144" Weight = 14 lb.
RDBS414	2X4X14' Biewer Select (294) (9.333 Bf) Sold by = mbf Thickness = 2" Width = 4" Length = 168" Weight = 16 lb.













RDBS416	2X4X16' Biewer Select (294) (10.666 Bf) Sold by = mbf Thickness = 2" Width = 4" Length = 192" Weight = 18 lb.	
RDBS608	2X6X8' Biewer Select (189) (8.0 Bf) Sold by = mbf Thickness = 2" Width = 6" Length = 96" Weight = 13 lb.	
RDBS610	2X6X10' Biewer Select (189) (10.0 Bf) Sold by = mbf Thickness = 2" Width = 6" Length = 120" Weight = 16 lb.	
RDBS612	2X6X12' Biewer Select (189) (12.0 Bf) Sold by = mbf Thickness = 2" Width = 6" Length = 144" Weight = 19 lb.	
RDBS614	2X6X14' Biewer Select (189) (14.0 Bf) Sold by = mbf Thickness = 2" Width = 6" Length = 168" Weight = 22 lb.	
RDBS616	2X6X16' Biewer Select (189) (16.0 Bf) Sold by = mbf Thickness = 2" Width = 6" Length = 192" Weight = 25 lb.	
RDDFSS1024	2X10X24' Douglas Fir - Select Structural (105) (40') Sold by = mbf Thickness = 2" Width = 10" Length = 288" Weight = 110 lb.	
RDDFSS1224	2X12X24' Douglas Fir - Select Structural (84) (48') Sold by = mbf Thickness = 2" Width = 12" Length = 288" Weight = 110 lb.	
RDDFSS824	2X8X24' Douglas Fir - Select Structural (126) (32') Sold by = mbf Thickness = 2" Width = 8" Length = 288" Weight = 110 lb.	
RDHFSS1008	2X10X8' Hem Fir - Select Structural (105) (13.333 Bf) Sold by = mbf Thickness = 2" Width = 10" Length = 96" Weight = 24 lb.	
RDHFSS1010	2X10X10' Hem Fir - Select Structural (105) (16.666 Bf) Sold by = mbf Thickness = 2" Width = 10" Length = 120" Weight = 30 lb.	
RDHFSS1012	2X10X12' Hem Fir - Select Structural (105) (20.0 Bf) Sold by = mbf Thickness = 2" Width = 10" Length = 144" Weight = 36 lb.	

RDHFSS1014	2X10X14' Hem Fir - Select Structural (105) (23.333 Bf) Sold by = mbf Thickness = 2" Width = 10" Length = 168" Weight = 42 lb.	
RDHFSS1016	2X10X16' Hem Fir - Select Structural (105) (26.666 Bf) Sold by = mbf Thickness = 2" Width = 10" Length = 192" Weight = 48 lb.	
RDHFSS1018	2X10X18' Hem Fir - Select Structural (105) (30.0 Bf) Sold by = mbf Thickness = 2" Width = 10" Length = 216" Weight = 55 lb.	
RDHFSS1020	2X10X20' Hem Fir - Select Structural (105) (33.333 Bf) Sold by = mbf Thickness = 2" Width = 10" Length = 240" Weight = 60 lb.	
RDHFSS1208	2X12X8' Hem Fir - Select Structural (84) (16.0 Bf) Sold by = mbf Thickness = 2" Width = 12" Length = 96" Weight = 29 lb.	
RDHFSS1210	2X12X10' Hem Fir - Select Structural (84) (20.0 Bf) Sold by = mbf Thickness = 2" Width = 12" Length = 120" Weight = 36 lb.	
RDHFSS1212	2X12X12' Hem Fir - Select Structural (84) (24.0 Bf) Sold by = mbf Thickness = 2" Width = 12" Length = 144" Weight = 43 lb.	
RDHFSS1214	2X12X14' Hem Fir - Select Structural (84) (28.0 Bf) Sold by = mbf Thickness = 2" Width = 12" Length = 168" Weight = 50 lb.	
RDHFSS1216	2X12X16' Hem Fir - Select Structural (84) (32.0 Bf) Sold by = mbf Thickness = 2" Width = 12" Length = 192" Weight = 57 lb.	
RDHFSS1218	2X12X18' Hem Fir - Select Structural (84) (36.0 Bf) Sold by = mbf Thickness = 2" Width = 12" Length = 216" Weight = 64 lb.	
RDHFSS1220	2X12X20' Hem Fir - Select Structural (84) (40.0 Bf) Sold by = mbf Thickness = 2" Width = 12" Length = 240" Weight = 72 lb.	
RDHFSS808	2X8X8' Hem Fir - Select Structural (126) (10.666 Bf) Sold by = mbf Thickness = 2" Width = 8" Length = 96" Weight = 20 lb.	

RDHFSS810	2X8X10' Hem Fir - Select Structural (126) (13.333 Bf)	
Sold by = mbf Thickness = 2" Width = 8" Length = 120" Weight = 24 lb.		
RDHFSS812	2X8X12' Hem Fir - Select Structural (126) (16.0 Bf)	
Sold by = mbf Thickness = 2" Width = 8" Length = 144" Weight = 29 lb.		
RDHFSS814	2X8X14' Hem Fir - Select Structural (126) (18.666 Bf)	
Sold by = mbf Thickness = 2" Width = 8" Length = 168" Weight = 34 lb.		
RDHFSS816	2X8X16' Hem Fir - Select Structural (126) (21.333 Bf)	
Sold by = mbf Thickness = 2" Width = 8" Length = 192" Weight = 40 lb.		
RDHFSS818	2X8X18' Hem Fir - Select Structural (126) (24.0 Bf)	
Sold by = mbf Thickness = 2" Width = 8" Length = 216" Weight = 45 lb.		
RDHFSS820	2X8X20' Hem Fir - Select Structural (126) (26.666 Bf)	
Sold by = mbf Thickness = 2" Width = 8" Length = 240" Weight = 50 lb.		
RDHL408	2X4X8' Hi-Line (294) (5.333 Bf) Red Tag	
Sold by = mbf Thickness = 2" Width = 4" Length = 96" Weight = 9 lb.		
RDHL410	2X4X10' Hi-Line (294) (6.666 Bf) Red Tag	
Sold by = mbf Thickness = 2" Width = 4" Length = 120" Weight = 12 lb.		
RDHL412	2X4X12' Hi-Line (294) (8.0 Bf) Red Tag	
Sold by = mbf Thickness = 2" Width = 4" Length = 144" Weight = 14 lb.		
RDHL414	2X4X14' Hi-Line (294) (9.333 Bf) Red Tag	
Sold by = mbf Thickness = 2" Width = 4" Length = 168" Weight = 16 lb.		
RDHL416	2X4X16' Hi-Line (294) (10.666 Bf) Red Tag	
Sold by = mbf Thickness = 2" Width = 4" Length = 192" Weight = 18 lb.		
RDHL418	2X4X18' Hi-Line(294) (12.0 Bf) Red Tag	
Sold by = mbf Thickness = 2" Width = 4" Length = 216" Weight = 20 lb.		

<p>RDHL420</p>	<p>2X4X20' Hi-Line (294) (13.333 Bf) Red Tag Sold by = mbf Thickness = 2" Width = 4" Length = 240" Weight = 20 lb.</p>	
<p>RDHL608</p>	<p>2X6X8' Hi-Line (189) (8.0 Bf) Red Tag Sold by = mbf Thickness = 2" Width = 6" Length = 96" Weight = 13 lb.</p>	
<p>RDHL610</p>	<p>2X6X10' Hi-Line (189) (10.0 Bf) Red Tag Sold by = mbf Thickness = 2" Width = 6" Length = 120" Weight = 16 lb.</p>	
<p>RDHL612</p>	<p>2X6X12' Hi-Line (189) (12.0 Bf) Red Tag Sold by = mbf Thickness = 2" Width = 6" Length = 144" Weight = 19 lb.</p>	
<p>RDHL614</p>	<p>2X6X14' Hi-Line (189) (14.0 Bf) Red Tag Sold by = mbf Thickness = 2" Width = 6" Length = 168" Weight = 22 lb.</p>	
<p>RDHL616</p>	<p>2X6X16' Hi-Line (189) (16.0 Bf) Red Tag Sold by = mbf Thickness = 2" Width = 6" Length = 192" Weight = 25 lb.</p>	
<p>RDHL618</p>	<p>2X6X18' Hi-Line (189) (18.0 Bf) Red Tag Sold by = mbf Thickness = 2" Width = 6" Length = 216" Weight = 30.6 lb.</p>	
<p>RDHL620</p>	<p>2X6X20' Hi-Line (189) (20.0 Bf) Red Tag Sold by = mbf Thickness = 2" Width = 6" Length = 240" Weight = 34 lb.</p>	
<p>RDP2408</p>	<p>#2 SPF 2X4X8' (294) (5.333 Bf) Sold by = mbf Thickness = 2" Width = 4" Length = 96" Weight = 9.2 lb.</p>	
<p>RDP2410</p>	<p>#2 SPF 2X4X10' (294) (6.666 Bf) Sold by = mbf Thickness = 2" Width = 4" Length = 120" Weight = 11.5 lb.</p>	
<p>RDP2412</p>	<p>#2 SPF 2X4X12' (294) (8.0 Bf) Sold by = mbf Thickness = 2" Width = 4" Length = 144" Weight = 13.8 lb.</p>	
<p>RDP2414</p>	<p>#2 SPF 2X4X14' (294) (9.333 Bf) Sold by = mbf Thickness = 2" Width = 4" Length = 168" Weight = 16.1 lb.</p>	

<p>RDP2416</p>	<p>#2 SPF 2X4X16' (294) (10.666 Bf) Sold by = mbf Thickness = 2" Width = 4" Length = 192" Weight = 17.2 lb.</p>	
<p>RDP2418</p>	<p>#2 SPF 2X4X18' (294) (12.0 Bf) Sold by = mbf Thickness = 2" Width = 4" Length = 216" Weight = 20.7 lb.</p>	
<p>RDP2420</p>	<p>#2 SPF 2X4 X20' (294) (13.333 Bf) Sold by = mbf Thickness = 2" Width = 4" Length = 240" Weight = 23 lb.</p>	
<p>RDP2608</p>	<p>#2 SPF 2X6X8' (189) (8.0 Bf) Sold by = mbf Thickness = 2" Width = 6" Length = 96" Weight = 13.6 lb.</p>	
<p>RDP2610</p>	<p>#2 SPF 2X6X10' (189) (10.0 Bf) Sold by = mbf Thickness = 2" Width = 6" Length = 120" Weight = 17 lb.</p>	
<p>RDP2612</p>	<p>#2 SPF 2X6X12' (189) (12.0 Bf) Sold by = mbf Thickness = 2" Width = 6" Length = 144" Weight = 20.4 lb.</p>	
<p>RDP2614</p>	<p>#2 SPF 2X6X14' (189) (14.0 Bf) Sold by = mbf Thickness = 2" Width = 6" Length = 168" Weight = 23.8 lb.</p>	
<p>RDP2616</p>	<p>#2 SPF 2X6X16' (189) (16.0 Bf) Sold by = mbf Thickness = 2" Width = 6" Length = 192" Weight = 27.2 lb.</p>	
<p>RDP2618</p>	<p>#2 SPF 2X6X18' (189) (18.0 Bf) Sold by = mbf Thickness = 2" Width = 6" Length = 216" Weight = 30.6 lb.</p>	
<p>RDP2620</p>	<p>#2 SPF 2X6X20' (189) (20.0 Bf) Sold by = mbf Thickness = 2" Width = 6" Length = 240" Weight = 34 lb.</p>	
<p>RDSPF1008</p>	<p>Spf 2X10X8' #2&Btr (105) (13.333 Bf) Sold by = mbf Thickness = 2" Width = 10" Length = 96" Weight = 25 lb.</p>	
<p>RDSPF1010</p>	<p>Spf 2X10X10' #2&Btr (105) (16.666 Bf) Sold by = mbf Thickness = 2" Width = 10" Length = 120" Weight = 27 lb.</p>	





RDSPF1012	Spf 2X10X12' #2&Btr (105) (20.0 Bf) Sold by = mbf Thickness = 2" Width = 10" Length = 144" Weight = 36 lb.	
RDSPF1014	Spf 2X10X14' #2&Btr (105) (23.333 Bf) Sold by = mbf Thickness = 2" Width = 10" Length = 168" Weight = 42 lb.	
RDSPF1016	Spf 2X10X16' #2&Btr (105) (26.666 Bf) Sold by = mbf Thickness = 2" Width = 10" Length = 192" Weight = 49 lb.	
RDSPF1018	Spf 2X10X18' #2&Btr (105) (30.0 Bf) Sold by = mbf Thickness = 2" Width = 10" Length = 216" Weight = 54 lb.	
RDSPF1020	Spf 2X10X20' #2&Btr (105) (33.333 Bf) Sold by = mbf Thickness = 2" Width = 10" Length = 240" Weight = 60 lb.	
RDSPF808	Spf 2X8X8' #2&Btr (147) (10.666 Bf) Sold by = mbf Thickness = 2" Width = 8" Length = 96" Weight = 22 lb.	
RDSPF810	Spf 2X8X10' #2&Btr (147) (13.333 Bf) Sold by = mbf Thickness = 2" Width = 8" Length = 120" Weight = 27 lb.	
RDSPF812	Spf 2X8X12' #2&Btr (147) (16.0 Bf) Sold by = mbf Thickness = 2" Width = 8" Length = 144" Weight = 33 lb.	
RDSPF814	Spf 2X8X14' #2&Btr (147) (18.666 Bf) Sold by = mbf Thickness = 2" Width = 8" Length = 168" Weight = 38 lb.	
RDSPF816	Spf 2X8X16' #2&Btr (147) (21.333 Bf) Sold by = mbf Thickness = 2" Width = 8" Length = 192" Weight = 44 lb.	
RDSPF818	Spf 2X8X18' #2&Btr (147) (24.0 Bf) Sold by = mbf Thickness = 2" Width = 8" Length = 216" Weight = 46 lb.	
RDSPF820	Spf 2X8X20' #2&Btr (147) (26.666 Bf) Sold by = mbf Thickness = 2" Width = 8" Length = 240" Weight = 47 lb.	






RP

Red Rosin Paper 36" X 167'#35145/64 (64)

Sold by = ea | Width = 3" Length = 2004" Weight = 11 lb.



WFST12	1"X 11 1/2"X12' Osb Stair Treads (60)	
<p>Sold by = ea Thickness = 1" Width = 11.5" Length = 144" Weight = 35 lb.</p>		
PSS12	11-1/4"x12' Particle Board Stair Tread (56/unit)	
<p>Sold by = ea Thickness = 1.125" Width = 12" Length = 144" Weight = 25 lb.</p>		
PSS42	11-1/4"x42" Particle Board Stair Tread (56/unit)	
<p>Sold by = ea Thickness = 1.125" Width = 12" Length = 42" Weight = 10.42 lb.</p>		
WFST48	1"X11-1/2"X48" Osb Stair Treads (60)	
<p>Sold by = ea Thickness = 1" Width = 11.5" Length = 48" Weight = 12 lb.</p>		

TLPLY12	1/2" Treated Plywood .60 Dry 4X8 (35)	
Sold by = msf Thickness = 0.5" Width = 48" Length = 96" Weight = 57 lb.		
TLPLY12NFDN	1/2" Treated Plywood .60 4X8 (35) NON FDN (BLACK WRAPPED) Full units only.	
Sold by = msf Thickness = 0.5" Width = 48" Length = 96" Weight = 57 lb.		
TLPLY34	3/4" Treated Plywood .60 Dry 4X8 (22)	
Sold by = msf Thickness = 0.75" Width = 48" Length = 96" Weight = 91 lb.		
TLPLY58	5/8" Treated Plywood .60 Dry 4X8 (28)	
Sold by = msf Thickness = 0.625" Width = 48" Length = 96" Weight = 77 lb.		
TLPLY58NFDN	5/8" Treated Plywood .60 4X8 (28) NON FDN (BLACK WRAPPED) Full units only	
Sold by = msf Thickness = 0.625" Width = 48" Length = 96" Weight = 77 lb.		

WL **Wood Lath 3/8"X 1 1/2"50 Pcs/Bdl (70 Bdl/Un)**

Sold by = BDL | Length = 48" Weight = 31 lb.



WLP **Pointed Wood Lath 3/8"X 1 1/2" 25 Pcs/Bdl (140 Bdl/Un)**

Sold by = BDL | Thickness = 1.5" Width = 9.5" Length = 48" Weight = 15 lb.



WPS Indeck Prem Softwood Wood Pellets 40 Lb Bags 50 Bags/Unit

Sold by = BAG | Weight = 41.23 lb.

WPEH Premium Wood Pellets 40 Lb (50/Pal) Easy Heat






Sold by = BAG | Weight = 41.23 lb.



WPH Indeck Prem Hardwood Wood Pellets 40 Lb Bags 50 Bags/Unit

Sold by = BAG | Weight = 40 lb.



<p>WB10</p>	<p>2"X10"X16" Oc Wood Bridging (25 Pcs/Bdl)(120Bdls/Unit) Sold by = BDL Thickness = 3" Width = 17" Length = 17" Weight = 16.5 lb.</p>	
<p>WS312</p>	<p>1" X 3" X 12" Wood Stakes 25 Pcs/Bdl (60 Bdls/Un) Sold by = BDL Weight = 10.5 lb.</p>	
<p>WS316</p>	<p>1" X 3" X 16" Wood Stakes 25 Pcs/Bdl (60 Bdls/Un) Sold by = BDL Thickness = 5" Width = 18.5" Length = 16" Weight = 14 lb.</p>	
<p>WS318</p>	<p>1" X 3" X 18" Wood Stakes 25 Pcs/Bdl (60 Bdls/Un) Sold by = BDL Thickness = 5" Width = 18.5" Length = 18" Weight = 16 lb.</p>	
<p>WS324</p>	<p>1" X 3" X 24" Wood Stakes 25 Pcs/Bdl (60 Bdls/Un) Sold by = BDL Thickness = 5" Width = 18.5" Length = 24" Weight = 21 lb.</p>	

WS4	4 1/2" Wood Shims 14 Per/Bdl 40 Bdl/Ctn	
	Sold by = CTN Thickness = 4.5" Width = 15" Length = 14" Weight = 15 lb.	
WS6	Wood Shims 6" (14 pcs/ bdl) (40 bdls/ctn)(100/Pallet)*Ctn	
	Sold by = CTN Thickness = 2.5" Width = 6" Length = 8" Weight = 20 lb.	
WS8	Wood Shims Nelson 8" Display Box -12 Shims/Bdl- 36 Bdl/Ctn	
	Sold by = CTN Thickness = 8.5" Width = 9.5" Length = 8" Weight = 17 lb.	
WSB	Nelson Contractor Grade 8" (Beddar Wood Shims) (84Pc/Ctn)YELLOW/WHT BOX	
	Sold by = CTN Length = 8" Weight = 1 lb.	
WSB12	12" (Beddar Wood) Contractor Shims (48/Bdl) (12 Bdl/Ctn)	
	Sold by = CTN Thickness = 7" Width = 8.5" Length = 24" Weight = 20 lb.	
WSC	Cedar Wood Shims 8" Bulk 84 Pcs/Ctn	
	Sold by = CTN Thickness = 3.5" Width = 9" Length = 10" Weight = 1 lb.	
WSCOM	Composite Shims 8" 32 Pcs/Ctn	
	Sold by = CTN Thickness = 2" Width = 6" Length = 8" Weight = 1 lb.	
WSCON	Contractor Wood Shims 8" Pine Bulk 120 Pcs/Ctn	
	Sold by = CTN Weight = 2 lb.	

MSHVC












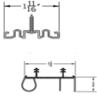
19' Hip & Valley Closure 1/4 X 1" Ast Emseal- Metal Sales

Sold by = ea |



Ag & Commercial & Metal Siding / Plyco Products

Product Notes: (Series 20 Heavy Duty Service Door: A full rolled edge, 24 ga. steel smooth panel, 1 3/4" thick insulated 4-way universal swing, 3 1/2" painted 16 Ga. jamb, 4" stainless steel hinges, no lock set.) (Series 95 Utility Door: ROLLED EDGE – AGRICULTURAL BARN & INTERIOR DOORS.) (Series 99 Utility Door: Insulated 4-way universal swing, 3 1/2" mill or white jamb, smooth skin, rolled edge door, no lock set.)

PY2028W	20PWST-2868 No Light Univ.Door Insulated Jamb- White S-3 Prep Sold by = PC Weight = 100 lb.	
PY2030BR	20 SERIES UTILITY DOOR 3068 BROWN UNIVERSAL Sold by = PC Weight = 99 lb.	
PY2030HM	20 SERIES UTILITY DOOR 3068 HICKORY MOSS UNIVERSAL Sold by = PC Weight = 99 lb.	
PY2030W	20 SERIES UTILITY DOOR 3068 WHITE UNIVERSAL Sold by = PC Weight = 99 lb.	
PY2030WIJ	20 SERIES UTILITY DOOR 3068 WHITE UNIVERSAL W/INSULATED JAMB Sold by = PC Weight = 100 lb.	
PY2040W	20Pwst-4068 No Light Univ.Door Insulated Jamb- White S-3 Prep Sold by = PC Weight = 120 lb.	
PY20HHS30	Series 20 Polar White 3'Header Stop Ws-020Hs/Pw *Pc Sold by = PC Weight = 2 lb.	
PY20HMG9L	20Hmst 3068-9Lb Lhis Hickory Moss 22"X 36' Light Kit W/ Grids Insulated Jamb Sold by = PC Weight = 100 lb.	
PY20HMG9R	20Hmst 3068-9Lb Rhis Hickory Moss 22"X 36' Light Kit W/ Grids Insulated Jamb Sold by = PC Weight = 100 lb.	
PY20HMGL	20Hmst 3068-1Lb Lhis Hickory Moss 22"X 36' Light Kit Insulated Jamb Sold by = PC Weight = 100 lb.	
PY20HMGR	20Hmst 3068-1Lb Rhis Hickory Moss 22"X 36' Light Kit Insulated Jamb Sold by = PC Weight = 100 lb.	
PY20HWS30	Series 20 Top & Bottom 3' Weather Strip Ws-006E-3/0 *Pc Sold by = PC Weight = 1 lb.	


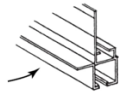
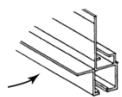
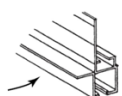








Ag & Commercial & Metal Siding / Plyco Products

Product Notes: (Series 20 Heavy Duty Service Door: A full rolled edge, 24 ga. steel smooth panel, 1 3/4" thick insulated 4-way universal swing, 3 1/2" painted 16 Ga. jamb, 4" stainless steel hinges, no lock set.) (Series 95 Utility Door: ROLLED EDGE – AGRICULTURAL BARNs & INTERIOR DOORS.) (Series 99 Utility Door: Insulated 4-way universal swing, 3 1/2" mill or white jamb, smooth skin, rolled edge door, no lock set.)

<p>PY20HWS70</p>	<p>Series 20 Latch & Hinge 7/0 Weather Strip Ws-016-7/0 *Pc</p> <p>Sold by = PC Weight = 1.5 lb.</p>	
<p>PY20WG9L</p>	<p>20Pwst 3068-9Lb Lhis White 22"X 36' Light Kit W/ Grids Insulated Jamb</p> <p>Sold by = PC Weight = 110 lb.</p>	
<p>PY20WG9R</p>	<p>20Pwst 3068-9Lb Rhis White 22"X 36' Light Kit W/ Grids Insulated Jamb</p> <p>Sold by = PC Weight = 110 lb.</p>	
<p>PY20WGL</p>	<p>20Pwst 3068-1Lb Lhis White 22"X 36' Light Kit Insulated Jamb</p> <p>Sold by = PC Weight = 110 lb.</p>	
<p>PY20WGR</p>	<p>20Pwst 3068-1Lb Rhis White 22"X 36' Light Kit Insulated Jamb</p> <p>Sold by = PC Weight = 110 lb.</p>	
<p>PY9530W</p>	<p>95 SERIES UTILITY DOORS 3068 WHITE UNIVERSAL</p> <p>Sold by = PC Weight = 99 lb.</p>	
<p>PY99EMJ</p>	<p>99Emfs-3068 Mill Jamb White Door S-3 Prep *Pc</p> <p>Sold by = PC Weight = 73 lb.</p>	
<p>PY99EWJ</p>	<p>99Epws-3068 White Jamb White Door S-3 Prep *Pc</p> <p>Sold by = PC Weight = 73 lb.</p>	
<p>PYBG10</p>	<p>Wb1600 10' Bottom Guide Rail White (10/Ctn) *Pc</p> <p>Sold by = PC Weight = 9 lb.</p>	
<p>PYBG12</p>	<p>Wb1600 12' Bottom Guide Rail White (10/Ctn) *Pc</p> <p>Sold by = PC Weight = 10.8 lb.</p>	
<p>PYBG16</p>	<p>Wb1600 16' Bottom Guide Rail White (10/Ctn) *Pc</p> <p>Sold by = PC Weight = 18 lb.</p>	
<p>PYBH12</p>	<p>Hv1600 12' H-Vertical Rail White (10/Ctn) *Pc</p> <p>Sold by = PC Weight = 10.8 lb.</p>	













Ag & Commercial & Metal Siding / Plyco Products

Product Notes: (Series 20 Heavy Duty Service Door: A full rolled edge, 24 ga. steel smooth panel, 1 3/4" thick insulated 4-way universal swing, 3 1/2" painted 16 Ga. jamb, 4" stainless steel hinges, no lock set.) (Series 95 Utility Door: ROLLED EDGE – AGRICULTURAL BARN & INTERIOR DOORS.) (Series 99 Utility Door: Insulated 4-way universal swing, 3 1/2" mill or white jamb, smooth skin, rolled edge door, no lock set.)

<p>PYBH16</p>	<p>Hv1600 16' H-Vertical Rail White (10/Ctn) *Pc Sold by = PC Weight = 18 lb.</p>	
<p>PYBR10</p>	<p>Ab1600 10' Bottom Rail White (10/Ctn) *Pc Sold by = PC Weight = 6 lb.</p>	
<p>PYBR12</p>	<p>Ab1600 12' Bottom Rail White (10/Ctn) *Pc Sold by = PC Weight = 8 lb.</p>	
<p>PYBR16</p>	<p>Ab1600 16' Bottom Rail White (10/Ctn) *Pc Sold by = PC Weight = 12 lb.</p>	
<p>PYBV12</p>	<p>Av1600 12' Vertical Rail White (10/Ctn) *Pc Sold by = PC Weight = 9.6 lb.</p>	
<p>PYBV16</p>	<p>Av1600 16' Vertical Rail White (10/Ctn) *Pc Sold by = PC Weight = 16 lb.</p>	
<p>PYF112BW</p>	<p>1 1/2" Bright White #100 Metal To Wood Screws (250/bag) East Coast Fastener Sold by = BAG Weight = 2.5 lb.</p>	
<p>PYF112CB</p>	<p>1 1/2" Cocoa Brown #207 Metal To Wood Screws (250/bag) East Coast Fastener Sold by = BAG Weight = 2.5 lb.</p>	
<p>PYF112EG</p>	<p>1 1/2" Evergreen #612 Metal To Wood Screws (250/bag) East Coast Fastener Sold by = BAG Weight = 2.5 lb.</p>	
<p>PYF112G</p>	<p>1 1/2" Galvanized Metal To Wood Screws (250/bag) East Coast Fastener Sold by = BAG Weight = 2.5 lb.</p>	
<p>PYF1BW</p>	<p>1" Bright White #100 Metal To Wood Screws (250/bag) East Coast Fastener Sold by = BAG Weight = 2 lb.</p>	
<p>PYF1CB</p>	<p>1" Cocoa Brown #207 Metal To Wood Screws (250/bag) East Coast Fastener Sold by = BAG Weight = 2 lb.</p>	

Ag & Commercial & Metal Siding / Plyco Products

Product Notes: (Series 20 Heavy Duty Service Door: A full rolled edge, 24 ga. steel smooth panel, 1 3/4" thick insulated 4-way universal swing, 3 1/2" painted 16 Ga. jamb, 4" stainless steel hinges, no lock set.) (Series 95 Utility Door: ROLLED EDGE – AGRICULTURAL BARN & INTERIOR DOORS.) (Series 99 Utility Door: Insulated 4-way universal swing, 3 1/2" mill or white jamb, smooth skin, rolled edge door, no lock set.)

PYF1EG	1" Evergreen #612 Metal To Wood Screws (250/bag) East Coast Fastener Sold by = BAG Weight = 2 lb.	
PYF1G	1" Galvanized Metal To Wood Screws (250/bag) East Coast Fastener Sold by = BAG Weight = 2 lb.	
PYF212BW	2 1/2" Bright White #100 Metal To Wood Screws (250/bag) East Coast Fastener Sold by = BAG Weight = 4 lb.	
PYF212G	2 1/2" Galvanized Metal To Wood Screws (250/bag) East Coast Fastener Sold by = BAG Weight = 4 lb.	
PYF2BW	2" Bright White #100 Metal To Wood Screws (250/bag) East Coast Fastener Sold by = BAG Weight = 3 lb.	
PYF2CB	2" Cocoa Brown #207 Metal To Wood Screws (250/bag) East Coast Fastener Sold by = BAG Weight = 3 lb.	
PYF2EG	2" Evergreen #612 Metal To Wood Screws (250/bag) East Coast Fastener Sold by = BAG Weight = 3 lb.	
PYF2G	2" Galvanized Metal To Wood Screws (250/bag) East Coast Fastener Sold by = BAG Weight = 3 lb.	
PYF3BW	3" Bright White #100 Metal To Wood Screws (250/bag) East Coast Fastener Sold by = BAG Weight = 4 lb.	
PYFJSWH	1-1/2" White Garage Door Jamb Seal Fastener (No Washer) (100) Sold by = BAG Weight = 2.5 lb.	
PYGR10	Sdr1000Gz 10' Guide Rail *Pc Sold by = PC Weight = 7 lb.	
PYGR5	Sdr0500Gz 5' Guide Rail *Pc Sold by = PC Weight = 6 lb.	

Ag & Commercial & Metal Siding / Plyco Products

Product Notes: (**Series 20 Heavy Duty Service Door:** A full rolled edge, 24 ga. steel smooth panel, 1 3/4" thick insulated 4-way universal swing, 3 1/2" painted 16 Ga. jamb, 4" stainless steel hinges, no lock set.) (**Series 95 Utility Door:** ROLLED EDGE – AGRICULTURAL BARN & INTERIOR DOORS.) (**Series 99 Utility Door:** Insulated 4-way universal swing, 3 1/2" mill or white jamb, smooth skin, rolled edge door, no lock set.)

PYPF3G

#3 Gray Pipe Flashing

Sold by = PC |



PYPG4G





#4 Gray Pipe Flashing

Sold by = PC |



Ag & Commercial & Metal Siding / Utilite Vinyl Panels

Product Notes: Class A Fire Rated (E-84 Flame Spread = 15 Smoke Developed = 350). 16" width x 8', 12', 16' & 20' lengths * 10mm (.400") thickness. USDA and Agriculture Canada Accepted. Use 3/8" accessories.

GSUL10	Utilite 10' White Panel **5 Sold by = CTN Width = 16" Length = 120" Weight = 50 lb.	
GSUL12	Utilite 12' White Panel **5 Sold by = CTN Width = 16" Length = 144" Weight = 60 lb.	
GSUL16	Utilite 16' White Panel **5 *Cloud* Sold by = CTN Width = 16" Length = 192" Weight = 144 lb.	
GSUL20	Utilite 20' White Panel **5 *Cloud* Sold by = CTN Width = 16" Length = 240" Weight = 180 lb.	
GSUL8	Utilite 8' White Panel**5 Sold by = CTN Width = 16" Length = 96" Weight = 40 lb.	